



(Please scan this QR code to view this Red Herring Prospectus)



PROTEAN eGOV TECHNOLOGIES LIMITED
(FORMERLY KNOWN AS NSDL e-GOVERNANCE INFRASTRUCTURE LIMITED)

REGISTERED OFFICE AND CORPORATE OFFICE	CONTACT PERSON	TELEPHONE AND E-MAIL	WEBSITE
Times Tower, 1st Floor, Kamala Mills Compound, Senapati Bapat Marg, Lower Parel, Mumbai 400 013, Maharashtra	Maulesh Kantharia, Company Secretary and Compliance Officer	Telephone: +91 22 4090 4242 E-mail: cs@proteantech.in	www.proteantech.in

OUR COMPANY IS A PROFESSIONALLY MANAGED COMPANY AND DOES NOT HAVE AN IDENTIFIABLE PROMOTER
DETAILS OF THE OFFER TO PUBLIC

Type	Fresh Issue	Offer for Sale size	Total Offer size	Eligibility and share reservation among QIBs, NIIs and RIIs
Offer for Sale	Not applicable	Up to 6,191,000 Equity Shares aggregating up to ₹[●] million	₹[●] million	The Offer is being made pursuant to Regulation 6(1) of the Securities and Exchange Board of India (Issue of Capital and Disclosure Requirements) Regulations, 2018, as amended (“SEBI ICDR Regulations”). For details of share reservation among Qualified Institutional Bidders (“QIBs”), Non-Institutional Investors (“NIIs”) and Retail Individual Investors (“RIIs”), see “Offer Structure” beginning on page 326.

DETAILS OF THE SELLING SHAREHOLDERS, OFFER FOR SALE AND WEIGHTED AVERAGE COST OF ACQUISITION

Name of Selling Shareholder	Type	Number of Equity Shares offered	Weighted average cost of acquisition per Equity Share (In ₹) ⁽¹⁾
360 One Special Opportunities Fund (formerly known as IIFL Special Opportunities Fund)	Selling Shareholder	459,617 Equity Shares aggregating to ₹[●] million	950.10
360 One Special Opportunities Fund – Series 2 (formerly known as IIFL Special Opportunities Fund – Series 2)	Selling Shareholder	320,177 Equity Shares aggregating to ₹[●] million	950.10
360 One Special Opportunities Fund – Series 3 (formerly known as IIFL Special Opportunities Fund – Series 3)	Selling Shareholder	148,197 Equity Shares aggregating to ₹[●] million	950.10
360 One Special Opportunities Fund – Series 4 (formerly known as IIFL Special Opportunities Fund – Series 4)	Selling Shareholder	396,843 Equity Shares aggregating to ₹[●] million	950.10
360 One Special Opportunities Fund – Series 5 (formerly known as IIFL Special Opportunities Fund – Series 5)	Selling Shareholder	309,225 Equity Shares aggregating to ₹[●] million	950.10
NSE Investments Limited	Selling Shareholder	1,783,395 Equity Shares aggregating to ₹[●] million	55.00
Administrator of the Specified Undertaking of the Unit Trust of India	Selling Shareholder	243,175 Equity Shares aggregating to ₹[●] million	10.00
HDFC Bank Limited	Selling Shareholder	705,674 Equity Shares aggregating to ₹[●] million	49.50 [#]
Axis Bank Limited	Selling Shareholder	712,077 Equity Shares aggregating to ₹[●] million	112.00 [#]
Deutsche Bank A.G.*	Selling Shareholder	712,077 Equity Shares aggregating to ₹[●] million	49.50 [#]
Union Bank of India	Selling Shareholder	400,543 Equity Shares aggregating to ₹[●] million	26.00 [#]

* It is hereby clarified that the Mumbai branch office of Deutsche Bank A. G. is the shareholder in the Company and is acting as a Selling Shareholder.

[#] Calculated based on the Equity Shares held by the Selling Shareholder prior to giving effect to the Scheme of Arrangement.

⁽¹⁾ As certified by M/s S D T & Co., Chartered Accountants by way of their certificate dated October 30, 2023.

RISKS IN RELATION TO THE FIRST OFFER

This being the first public issue of Equity Shares of our Company, there has been no formal market for the Equity Shares. The face value of each Equity Share is ₹10. The Floor Price, Cap Price and Offer Price (determined and justified by our Company and the Selling Shareholders in consultation with the Book Running Lead Managers, in accordance with the SEBI ICDR Regulations), and on the basis of the assessment of market demand for the Equity Shares by way of the Book Building Process as stated in “Basis for Offer Price” beginning on page 92 should not be taken to be indicative of the market price of the Equity Shares after the Equity Shares are listed. No assurance can be given regarding an active or sustained trading in the Equity Shares or regarding the price at which the Equity Shares will be traded after listing.

GENERAL RISK

Investments in equity and equity-related securities involve a degree of risk and Bidders should not invest any funds in the Offer unless they can afford to take the risk of losing their investment. Bidders are advised to read the risk factors carefully before taking an investment decision in the Offer. For taking an investment decision, Bidders must rely on their own examination of our Company and the Offer, including the risks involved. The Equity Shares in the Offer have neither been recommended, nor approved by the Securities and Exchange Board of India (“SEBI”), nor does SEBI guarantee the accuracy or adequacy of the contents of this Red Herring Prospectus. Specific attention of the Bidders is invited to “Risk Factors” beginning on page 24.

COMPANY’S AND SELLING SHAREHOLDERS’ ABSOLUTE RESPONSIBILITY


Our Company, having made all reasonable inquiries, accepts responsibility for and confirms that this Red Herring Prospectus contains all information with regard to our Company and the Offer, which is material in the context of the Offer, that the information contained in this Red Herring Prospectus is true and correct in all material aspects and is not misleading in any material respect, that the opinions and intentions expressed herein are honestly held and that there are no other

facts, the omission of which makes this Red Herring Prospectus as a whole or any of such information or the expression of any such opinions or intentions misleading in any material respect. Further, each of the Selling Shareholders, severally and not jointly, accepts responsibility for and confirms only statements expressly made by such Selling Shareholder in this Red Herring Prospectus solely in relation to itself and its respective portion of the Offered Shares and assumes responsibility that such statements are true and correct in all material respects and not misleading in any material respect. The Selling Shareholders assume no responsibility for any other statements, including, inter alia, any of the statements made by or relating to our Company, or the other Selling Shareholder or in relation to the Company's business in this Red Herring Prospectus.

LISTING

The Equity Shares offered through this Red Herring Prospectus are proposed to be listed on the Stock Exchange. Our Company has received 'in-principle' approval from BSE for the listing of the Equity Shares pursuant to the letter dated January 18, 2022. For the purposes of the Offer, the Designated Stock Exchange shall be BSE. A signed copy of this Red Herring Prospectus has been delivered and a copy of the Prospectus shall be filed with the RoC in accordance with Section 26(4) and Section 32 of the Companies Act. For details of the material contracts and documents available for inspection from the date of this Red Herring Prospectus up to the Bid/Offer Closing Date, see "Material Contracts and Documents for Inspection" beginning on page 353.

DETAILS OF BOOK RUNNING LEAD MANAGERS

Book Running Lead Manager		Contact Person	Telephone and E-mail
	ICICI Securities Limited	Rupesh Khant/ Ashik Joisar	Telephone: +91 22 6807 7100 E-mail: protean.ipo@icicisecurities.com
	Equirus Capital Private Limited	Ankesh Jain	Telephone: +91 22 4332 0700 E-mail: protean.ipo@equirus.com
	IIFL Securities Limited [#]	Pinkesh Soni/ Dhruv Bhagwat	Telephone: +91 22 4646 4600 E-mail: protean.ipo@iiflcap.com
	Nomura Financial Advisory and Securities (India) Private Limited	Vishal Kanjani	Telephone: +91 22 4037 4037 E-mail: proteanipo@nomura.com

DETAILS OF REGISTRAR TO THE OFFER

Name of Registrar	Contact Person	Telephone and E-mail
Link Intime India Private Limited	Shanti Gopalkrishnan	Telephone: +91 22 49 18 6200 E-mail: protean.ipo@linkintime.co.in

BID/OFFER PERIOD

Anchor Investor Bidding Date*	Bid/Offer Opens On	Bid/Offer Closes On [^]
November 3, 2023	November 6, 2023	November 8, 2023

[#]In compliance with the proviso to Regulation 21A of the SEBI Merchant Banker Regulations and Regulation 23(3) of the SEBI ICDR Regulations, IIFL Securities Limited will be involved only in marketing of the Offer. IIFL Securities Limited has signed the due diligence certificate and has been disclosed as BRLM for the Offer.

^{*}Our Company and the Selling Shareholders may, in consultation with the Book Running Lead Managers, consider participation by Anchor Investors in accordance with the SEBI ICDR Regulations. The Anchor Investor Bid/Offer Period shall be one Working Day prior to the Bid/Offer Opening Date.

[^]UPI mandate end time and date shall be 5:00 p.m. on the Bid/Offer Closing Date.

(This page is intentionally left blank)



PROTEAN eGOV TECHNOLOGIES LIMITED

(FORMERLY KNOWN AS NSDL e-GOVERNANCE INFRASTRUCTURE LIMITED)

Our Company was originally incorporated as 'National Securities Depository Limited' on December 27, 1995 as a public limited company under the Companies Act, 1956, and was granted the certificate of incorporation by the Registrar of Companies, Maharashtra at Mumbai ("RoC"). Our Company was issued a certificate for commencement of business dated February 8, 1996 by the RoC. Pursuant to the scheme of arrangement between our Company and NSDL Depository Limited under Section 391 to 394 of Companies Act, 1956 ("Scheme of Arrangement"), the name of our Company was changed from 'National Securities Depository Limited' to 'NSDL e-Governance Infrastructure Limited' and a fresh certificate of incorporation was issued on December 19, 2012 by the RoC. The name of our Company was changed from 'NSDL e-Governance Infrastructure Limited' to 'Protean eGov Technologies Limited' pursuant to a shareholders' resolution dated October 28, 2021, to represent the full gamut of products and service offerings of the Company in the space of information technology solutions and extension into new markets, sectors and geographies, and a fresh certificate of incorporation was granted by the RoC on December 8, 2021. For further details in relation to the Scheme of Arrangement, see "History and Certain Corporate Matters - Scheme of Arrangement between NSDL Depository Limited and our Company" beginning on page 167. For further details in relation to the changes in the name and registered office of our Company, see "History and Certain Corporate Matters" beginning on page 165.

Registered and Corporate Office: Times Tower, 1st Floor, Kamala Mills Compound, Senapati Bapat Marg, Lower Parel, Mumbai 400 013, Maharashtra;

Telephone: +91 22 4090 4242; **Contact Person:** Maulesh Kantharia, Company Secretary and Compliance Officer; **E-mail:** cs@proteantech.in; **Website:** www.proteantech.in; **Corporate Identity Number:** U72900MH1995PLC095642

OUR COMPANY IS A PROFESSIONALLY MANAGED COMPANY AND DOES NOT HAVE AN IDENTIFIABLE PROMOTER

INITIAL PUBLIC OFFER OF UP TO 6,191,000 EQUITY SHARES OF FACE VALUE OF ₹10 EACH ("EQUITY SHARES") OF PROTEAN eGOV TECHNOLOGIES LIMITED ("COMPANY") FOR CASH AT A PRICE OF ₹10 PER EQUITY SHARE ("OFFER PRICE") AGGREGATING UP TO ₹61.91 MILLION (THE "OFFER") THROUGH AN OFFER FOR SALE OF UP TO 459,617 EQUITY SHARES BY 360 ONE SPECIAL OPPORTUNITIES FUND (FORMERLY KNOWN AS IIFL SPECIAL OPPORTUNITIES FUND) AGGREGATING UP TO ₹4.59617 MILLION, UP TO 320,177 EQUITY SHARES BY 360 ONE SPECIAL OPPORTUNITIES FUND - SERIES 2 (FORMERLY KNOWN AS IIFL SPECIAL OPPORTUNITIES FUND - SERIES 2) AGGREGATING UP TO ₹3.20177 MILLION, UP TO 148,197 EQUITY SHARES BY 360 ONE SPECIAL OPPORTUNITIES FUND - SERIES 3 (FORMERLY KNOWN AS IIFL SPECIAL OPPORTUNITIES FUND - SERIES 3) AGGREGATING UP TO ₹1.48197 MILLION, UP TO 396,843 EQUITY SHARES BY 360 ONE SPECIAL OPPORTUNITIES FUND - SERIES 4 (FORMERLY KNOWN AS IIFL SPECIAL OPPORTUNITIES FUND - SERIES 4) AGGREGATING UP TO ₹3.96843 MILLION, UP TO 309,225 EQUITY SHARES BY 360 ONE SPECIAL OPPORTUNITIES FUND - SERIES 5 (FORMERLY KNOWN AS IIFL SPECIAL OPPORTUNITIES FUND - SERIES 5) AGGREGATING UP TO ₹3.09225 MILLION, UP TO 243,175 EQUITY SHARES BY ADMINISTRATOR OF THE SPECIFIED UNDERTAKING OF THE UNIT TRUST OF INDIA AGGREGATING UP TO ₹2.43175 MILLION, UP TO 712,077 EQUITY SHARES BY NSE INVESTMENTS LIMITED AGGREGATING UP TO ₹7.12077 MILLION, UP TO 705,674 EQUITY SHARES BY HDFC BANK LIMITED AGGREGATING UP TO ₹7.05674 MILLION, UP TO 712,077 EQUITY SHARES BY AXIS BANK LIMITED AGGREGATING UP TO ₹7.12077 MILLION, UP TO 712,077 EQUITY SHARES BY DEUTSCHE BANK A.G. AGGREGATING UP TO ₹7.12077 MILLION, UP TO 400,543 EQUITY SHARES BY UNION BANK OF INDIA AGGREGATING UP TO ₹4.00543 MILLION (THE "SELLING SHAREHOLDERS") AND SUCH EQUITY SHARES OFFERED BY THE SELLING SHAREHOLDERS, THE ("OFFERED SHARES").

THE OFFER INCLUDES A RESERVATION OF UP TO 150,000 EQUITY SHARES, AGGREGATING UP TO ₹1.5 MILLION CONSTITUTING UP TO 10% OF THE POST-OFFER PAID-UP EQUITY SHARE CAPITAL. FOR SUBSCRIPTION BY ELIGIBLE EMPLOYEES ("EMPLOYEE RESERVATION PORTION"), OUR COMPANY AND SELLING SHAREHOLDERS, IN CONSULTATION WITH THE BOOK RUNNING LEAD MANAGERS, MAY OFFER A DISCOUNT OF UP TO 10% (EQUIVALENT OF ₹1 PER EQUITY SHARE) TO THE OFFER PRICE TO ELIGIBLE EMPLOYEES BIDDING UNDER THE EMPLOYEE RESERVATION PORTION ("EMPLOYEE DISCOUNT"). THE OFFER LESS THE EMPLOYEE RESERVATION PORTION IS HEREINAFTER REFERRED TO AS THE "NET OFFER". THE OFFER AND THE NET OFFER SHALL CONSTITUTE 10% AND 10% RESPECTIVELY OF THE POST-OFFER PAID-UP EQUITY SHARE CAPITAL OF OUR COMPANY.

THE FACE VALUE OF EQUITY SHARES IS ₹10 EACH. THE PRICE BAND AND THE MINIMUM BID LOT AND EMPLOYEE DISCOUNT WILL BE DECIDED BY OUR COMPANY AND THE SELLING SHAREHOLDERS, IN CONSULTATION WITH THE BOOK RUNNING LEAD MANAGERS AND WILL BE ADVERTISED IN ALL EDITIONS OF ENGLISH NATIONAL DAILY NEWSPAPER, FINANCIAL EXPRESS, ALL EDITIONS OF HINDI NATIONAL DAILY NEWSPAPER, JANSATTA AND ALL EDITIONS OF THE MARATHI DAILY NEWSPAPER NAVSHAKTI (MARATHI BEING THE REGIONAL LANGUAGE OF MAHARASHTRA, WHERE OUR REGISTERED AND CORPORATE OFFICE IS LOCATED), AT LEAST TWO WORKING DAYS PRIOR TO THE BID/OFFER OPENING DATE AND SHALL BE MADE AVAILABLE TO BSE LIMITED ("BSE") FOR THE PURPOSE OF UPLOADING ON ITS WEBSITE.

In case of any revision to the Price Band, the Bid/Offer Period will be extended by at least three additional Working Days following such revision of the Price Band, subject to the Bid/Offer Period not exceeding 10 Working Days. In cases of force majeure, banking strike or similar circumstances, our Company and the Selling Shareholders, in consultation with the Book Running Lead Managers, may for reasons to be recorded in writing, extend the Bid/Offer Period for a minimum of three Working Days, subject to the Bid/Offer Period not exceeding 10 Working Days. Any revision in the Price Band and the revised Bid/Offer Period, if applicable, will be widely disseminated by notification to the Stock Exchange, by issuing a public notice, and also by indicating the change on the respective websites of the Book Running Lead Managers and at the terminals of the Syndicate Member and by intimation to Self-Certified Syndicate Banks ("SCSBs"), other Designated Intermediaries and the Sponsor Bank, as applicable.

This Offer is being made in terms of Rule 19(2)(b) of the Securities Contracts (Regulation) Rules, 1957, as amended ("SCRR") read with Regulation 31 of the Securities and Exchange Board of India (Issue of Capital and Disclosure Requirements) Regulations, 2018, as amended ("SEBI ICDR Regulations"). The Offer is being made in accordance with Regulation 6(1) of the SEBI ICDR Regulations and through a Book Building Process wherein not more than 50% of the Net Offer shall be available for allocation on a proportionate basis to Qualified Institutional Buyers ("QIBs"), and such portion, the "QIB Portion". Our Company and the Selling Shareholders may, in consultation with the Book Running Lead Managers, allocate up to 60% of the QIB Portion to Anchor Investors on a discretionary basis in accordance with the SEBI ICDR Regulations ("Anchor Investor Portion"), out of which at least one-third shall be available for allocation to domestic Mutual Funds only, subject to valid Bids being received from the domestic Mutual Funds at or above the Anchor Investor Allocation Price. In the event of under-subscription, or non-allocation in the Anchor Investor Portion, the balance Equity Shares shall be added to the Net QIB Portion. Further, 5% of the Net QIB Portion shall be available for allocation on a proportionate basis to Mutual Funds only, and the remainder of the Net QIB Portion shall be available for allocation on a proportionate basis to all QIB Bidders, including Mutual Funds, subject to valid Bids being received at or above the Offer Price. Further, not less than 15% of the Net Offer shall be available for allocation on a proportionate basis to Non-Institutional Bidders such that: (a) one-third of the portion available to Non-Institutional Investors, shall be reserved for applicants with application size of more than ₹200,000 and up to ₹1,000,000 and (b) two-thirds of the portion available to Non-Institutional Investors, shall be reserved for applicants with application size of more than ₹1,000,000, provided that the unsubscribed portion in either of such sub-categories may be allocated to applicants in the other sub-category of Non-Institutional Investors, subject to valid Bids being received at or above the Offer Price and not less than 35% of the Net Offer shall be available for allocation to Retail Individual Bidders ("RIBs") in accordance with SEBI ICDR Regulations, subject to valid Bids being received at or above the Offer Price. All potential Bidders, other than Anchor Investors, are required to mandatorily utilise the Application Supported by Blocked Amount ("ASBA") process by providing details of their respective bank account (including UPI ID (defined hereinafter) in case of RIBs) which will be blocked by the SCSBs, to participate in the Offer. Anchor Investors are not permitted to participate in the Anchor Investor Portion through the ASBA process. For details, see "Offer Procedure" beginning on page 330.

RISKS IN RELATION TO THE FIRST OFFER

This being the first public issue of Equity Shares of our Company, there has been no formal market for the Equity Shares. The face value of each Equity Share is ₹10. The Floor Price, Cap Price and Offer Price (determined and justified by our Company and the Selling Shareholders in consultation with the Book Running Lead Managers, in accordance with the SEBI ICDR Regulations), and on the basis of the assessment of market demand for the Equity Shares by way of the Book Building Process as stated in "Basis for Offer Price" beginning on page 92 should not be taken to be indicative of the market price of the Equity Shares after the Equity Shares are listed. No assurance can be given regarding an active or sustained trading in the Equity Shares or regarding the price at which the Equity Shares will be traded after listing.

GENERAL RISK

Investments in equity and equity-related securities involve a degree of risk and Bidders should not invest any funds in the Offer unless they can afford to take the risk of losing their investment. Bidders are advised to read the risk factors carefully before taking an investment decision in the Offer. For taking an investment decision, Bidders must rely on their own examination of our Company and the Offer, including the risks involved. The Equity Shares in the Offer have neither been recommended, nor approved by the Securities and Exchange Board of India ("SEBI"), nor does SEBI guarantee the accuracy or adequacy of the contents of this Red Herring Prospectus. Specific attention of the Bidders is invited to "Risk Factors" beginning on page 24.

COMPANY'S AND SELLING SHAREHOLDERS' ABSOLUTE RESPONSIBILITY

Our Company, having made all reasonable inquiries, accepts responsibility for and confirms that this Red Herring Prospectus contains all information with regard to our Company and the Offer, which is material in the context of the Offer, that the information contained in this Red Herring Prospectus is true and correct in all material aspects and is not misleading in any material respect, that the opinions and intentions expressed herein are honestly held and that there are no other facts, the omission of which makes this Red Herring Prospectus as a whole or any of such information or the expression of any such opinions or intentions misleading in any material respect. Further, each of the Selling Shareholders, severally and not jointly, accepts responsibility for and confirms only statements expressly made by such Selling Shareholder in this Red Herring Prospectus solely in relation to itself and its respective portion of the Offered Shares and assumes responsibility that such statements are true and correct in all material respects and not misleading in any material respect. The Selling Shareholders assume no responsibility for any other statements, including, inter alia, any of the statements made by or relating to our Company, or the other Selling Shareholder or in relation to the Company's business in this Red Herring Prospectus.

LISTING

The Equity Shares offered through this Red Herring Prospectus are proposed to be listed on the Stock Exchange. Our Company has received 'in-principle' approval from BSE for the listing of the Equity Shares pursuant to the letter dated January 18, 2022. For the purposes of the Offer, the Designated Stock Exchange shall be BSE. A signed copy of this Red Herring Prospectus has been delivered and a copy of the Prospectus shall be filed with the RoC in accordance with Section 26(4) and Section 32 of the Companies Act. For details of the material contracts and documents available for inspection from the date of this Red Herring Prospectus up to the Bid/Offer Closing Date, see "Material Contracts and Documents for Inspection" beginning on page 353.

BOOK RUNNING LEAD MANAGERS

REGISTRAR TO THE OFFER

ICICI Securities	equirus	IIFL SECURITIES	NOMURA	LINKIntime
ICICI Securities Limited ICICI Venture House Appasaheb Marathe Marg, Prabhadevi, Mumbai 400 025 Maharashtra, India Tel: +91 22 6807 7100 E-mail: protean.ipo@icicisecurities.com protean.ipo@icicisecurities.com Investor grievance Id: customercare@icicisecurities.com Website: www.icicisecurities.com Contact person: Rupesh Khant/ Ashik Joisar SEBI registration no.: INM000011179	Equirus Capital Private Limited 12th Floor, C Wing, Marathon Futorex, N M Joshi Marg, Lower Parel, Mumbai - 400 013 Maharashtra, India Tel: +91 22 4332 0700 E-mail: protean.ipo@equirus.com Investor grievance Id: investorsgrievance@equirus.com Website: www.equirus.com Contact person: Ankesh Jain SEBI registration no.: INM000011286	IIFL Securities Limited* 24th Floor, One Lodha Place Senapati Bapat Marg, Lower Parel (West) Mumbai - 400 013 Maharashtra, India Tel: +91 22 4646 4600 E-mail: protean.ipo@iiflcap.com Investor grievance Id: ig_ib@iiflcap.com Website: www.iiflcap.com Contact person: Pinkesh Soni/ Dhruv Bhagwat SEBI registration no.: INM000010940	Nomura Financial Advisory and Securities (India) Private Limited Ceeyjay House, Level 11, Plot F, Shivsagar Estate, Dr. Annie Besant Road, Worli Mumbai 400 018 Maharashtra, India Tel: +91 22 4037 4037 E-mail: proteanipo@nomura.com Investor grievance Id: investor grievances-in@nomura.com Website: www.nomuraholdings.com/company/group/asia/india/index.html Contact person: Vishal Kanjani SEBI registration no.: INM000011419	Link Intime India Private Limited C-101, 1st Floor, 247 Park L.B.S. Marg Vikhroli (West) Mumbai 400 083 Maharashtra, India Tel: +91 22 49 18 6200 E-mail: protean.ipo@linkintime.co.in Website: www.linkintime.co.in Investor grievance Id: protean.ipo@linkintime.co.in Contact person: Shanti Gopalkrishnan SEBI registration no.: INR000004058

BID/OFFER PROGRAMME

BID/OFFER OPENS ON*	November 6, 2023
BID/OFFER CLOSES ON*	November 8, 2023

* In compliance with the proviso to Regulation 21A of the SEBI Merchant Banker Regulations and Regulation 23(3) of the SEBI ICDR Regulations, IIFL Securities Limited will be involved only in marketing of the Offer. IIFL Securities Limited has signed the due diligence certificate and has been disclosed as BRLM for the Offer.

* Our Company and the Selling Shareholders may, in consultation with the Book Running Lead Managers, consider participation by Anchor Investors in accordance with the SEBI ICDR Regulations. The Anchor Investor Bid/Offer Period shall be one Working Day prior to the Bid/Offer Opening Date.

* UPI mandate end time and date shall be 5:00 p.m. on the Bid/Offer Closing Date.

(This page is intentionally left blank)

TABLE OF CONTENTS

SECTION I: GENERAL	1
DEFINITIONS AND ABBREVIATIONS	1
CERTAIN CONVENTIONS, PRESENTATION OF FINANCIAL, INDUSTRY AND MARKET DATA	12
FORWARD-LOOKING STATEMENTS	16
SUMMARY OF THE OFFER DOCUMENT	18
SECTION II: RISK FACTORS	24
SECTION III: INTRODUCTION	57
THE OFFER	57
SUMMARY OF FINANCIAL INFORMATION	59
GENERAL INFORMATION	64
CAPITAL STRUCTURE	72
OBJECTS OF THE OFFER	90
BASIS FOR OFFER PRICE	92
STATEMENT OF POSSIBLE SPECIAL TAX BENEFITS	97
SECTION IV: ABOUT OUR COMPANY	101
INDUSTRY OVERVIEW	101
OUR BUSINESS	135
KEY REGULATIONS AND POLICIES IN INDIA	161
HISTORY AND CERTAIN CORPORATE MATTERS	165
OUR MANAGEMENT	171
OUR PRINCIPAL SHAREHOLDERS	192
OUR GROUP COMPANY	193
DIVIDEND POLICY	194
SECTION V: FINANCIAL INFORMATION	195
RESTATED CONSOLIDATED FINANCIAL INFORMATION	195
OTHER FINANCIAL INFORMATION	262
CAPITALISATION STATEMENT	264
RELATED PARTY TRANSACTIONS	265
FINANCIAL INDEBTEDNESS	266
MANAGEMENT'S DISCUSSION AND ANALYSIS OF FINANCIAL CONDITION AND RESULTS OF OPERATIONS	267
SECTION VI: LEGAL AND OTHER INFORMATION	300
OUTSTANDING LITIGATION AND MATERIAL DEVELOPMENTS	300
GOVERNMENT AND OTHER APPROVALS	304
OTHER REGULATORY AND STATUTORY DISCLOSURES	306
SECTION VII: OFFER INFORMATION	321
TERMS OF THE OFFER	321
OFFER STRUCTURE	326
OFFER PROCEDURE	330
RESTRICTIONS ON FOREIGN OWNERSHIP OF INDIAN SECURITIES	347
SECTION VIII: DESCRIPTION OF EQUITY SHARES AND TERMS OF THE ARTICLES OF ASSOCIATION	349
SECTION IX: OTHER INFORMATION	353
MATERIAL CONTRACTS AND DOCUMENTS FOR INSPECTION	353
DECLARATION	356

SECTION I: GENERAL

DEFINITIONS AND ABBREVIATIONS

This Red Herring Prospectus uses certain definitions and abbreviations which, unless the context otherwise indicates or implies, or unless otherwise specified, shall have the meaning as provided below. References to any legislations, acts, regulations, rules, directions, guidelines, circulars, notifications, clarifications or policies shall be to such legislations, acts, regulations, rules, guidelines or policies as amended, updated, supplemented, re-enacted or modified, from time to time, and any reference to a statutory provision shall include any subordinate legislation made, from time to time, under such provision.

The words and expressions used in this Red Herring Prospectus, but not defined herein shall have the meaning ascribed to such terms under the SEBI ICDR Regulations, the Companies Act 2013, as amended, the Securities Contracts (Regulation) Act, 1956, as amended (“SCRA”), and the Depositories Act, 1966, as amended and the rules and regulations made thereunder. Further, Offer related terms used but not defined in this Red Herring Prospectus shall have the meaning ascribed to such terms under the General Information Document. In case of any inconsistency between the definitions given below and the definitions contained in the General Information Document (as defined below), the definitions given below shall prevail.

The terms not defined herein but used in “Statement of Possible Special Tax Benefits”, “Industry Overview”, “Key Regulations and Policies”, “Basis for Offer Price”, “History and Certain Corporate Matters”, “Our Group Company”, “Restated Consolidated Financial Information”, “Outstanding Litigation and Material Developments”, “Description of Equity Shares and Terms of the Articles of Association” and “Offer Procedure” beginning on pages 97, 101, 161, 92, 165, 193, 195, 300, 349 and 330, respectively, shall have the meanings ascribed to such terms in these respective sections.

General terms

Term	Description
“our Company” or “the Issuer” or “the Company”	Protean eGov Technologies Limited (formerly known as NSDL e-Governance Infrastructure Limited), a public limited company incorporated under the Companies Act, 1956 and having its Registered and Corporate Office at Times Tower, 1st Floor, Kamala Mills Compound, Senapati Bapat Marg, Lower Parel, Mumbai 400 013, Maharashtra
“we” or “us” or “our”	Unless the context otherwise indicates or implies, our Company together with its Subsidiaries, on a consolidated basis

Company and Selling Shareholder related terms

Term	Description
“Articles of Association” or “AoA”	Articles of association of our Company, as amended from time to time
Audit Committee	Audit committee of our Board, constituted in accordance with the applicable provisions of the Companies Act, 2013 and the SEBI Listing Regulations, and as described in “Our Management – Audit Committee” beginning on page 179
“Auditors” or “Statutory Auditors”	Statutory auditor of our Company, namely, B S R & Associates LLP, Chartered Accountants
“Board” or “Board of Directors”	Board of directors of our Company, as described in “Our Management” beginning on page 171
“Chief Financial Officer” or “CFO”	Chief Financial Officer of our Company, namely, Sudeep Bhatia
Committee(s)	Duly constituted committee(s) of our Board of Directors
Company Secretary and Compliance Officer	The company secretary and compliance officer of our Company, Maulesh Kantharia. For details, see “Our Management – Key Managerial Personnel” beginning on page 188
Corporate Social Responsibility Committee	Corporate social responsibility committee of our Board, constituted in accordance with the applicable provisions of the Companies Act, 2013, as described in “Our Management – Corporate Social Responsibility Committee” beginning on page 185
CRISIL/Industry Expert	CRISIL Limited
CRISIL Report	Report titled ‘Assessment of large-scale IT infrastructure demand in India’, issued in December 2021 read with the first addendum to the report dated April 2023 and the second addendum to the report dated September 2023 by CRISIL Limited available at https://www.proteantech.in/ipo-offer-documents .
Director(s)	Directors on our Board as described in “Our Management” beginning on page 171
Equity Shares	Equity shares of face value of ₹10 each of our Company
ESOP Scheme	Protean eGov Technologies Limited - Employee Stock Option Plan 2017 (formerly known as NSDL e-Governance Infrastructure Limited – Employee Stock Option Plan 2017), as amended from time to time
Group Company	The company identified as ‘group company’ in accordance with Regulation 2(1)(t) of the SEBI ICDR Regulations, as disclosed in “Our Group Company” beginning on page 193
Independent Directors	Independent directors on our Board, as described in “Our Management” beginning on page 171
IPO Committee	IPO committee of our Board, constituted to facilitate the Offer, and as described in “Our Management – IPO Committee” beginning on page 185
“Key Managerial Personnel” or “KMP”	Key managerial personnel of our Company identified in accordance with Regulation 2(1)(bb) of the SEBI ICDR Regulations and Section 2(51) of the Companies Act as described in “Our Management – Key Managerial Personnel” beginning on page 188
Managing Director and Chief	Managing Director and Chief Executive Officer of our Company, namely, Suresh Kumar Sethi. For details,

Term	Description
Executive Officer	see “ <i>Our Management</i> ” beginning on page 171
Materiality Policy	The policy adopted by our Board on August 17, 2021 (as updated by a resolution passed by our Board on October 6, 2023) for identification of Group Companies, material outstanding civil litigations and outstanding dues to material creditors, in accordance with the disclosure requirements under the SEBI ICDR Regulations
“Memorandum of Association” or “MoA”	Memorandum of association of our Company, as amended
NEMSB	NSDL e-Governance (Malaysia) SDN, BHD
NSDL	National Securities Depository Limited
NSEIL	NSE Investments Limited
“Nomination and Remuneration Committee” or “NRC Committee”	Nomination and remuneration committee of our Board, constituted in accordance with the applicable provisions of the Companies Act, 2013 and the SEBI Listing Regulations, and as described in “ <i>Our Management – Nomination and Remuneration Committee</i> ” beginning on page 183
Non-Executive Directors	Non-executive directors on our Board, as described in “ <i>Our Management</i> ” beginning on page 171
PAAL	Protean Account Aggregator Limited (<i>formerly known as NSDL e-Governance Account Aggregator Limited</i>)
PETAPL	Protean eGov Technologies Australia Pty Ltd. (<i>formerly NSDL e Governance Australia Pty Ltd</i>)
PISL	Protean InfoSec Services Limited (<i>formerly NSDL e-Governance InfoSec Services Limited</i>)
Registered and Corporate Office	The registered and corporate office of our Company located at Times Tower, 1st Floor, Kamala Mills Compound, Senapati Bapat Marg, Lower Parel, Mumbai 400 013, Maharashtra
“Registrar of Companies” or “RoC”	Registrar of Companies, Maharashtra at Mumbai
Restated Consolidated Financial Information	Restated consolidated financial information of our Company as at and for the three month periods ended June 30, 2023 and June 30, 2022, and as at and for the financial years ended March 31, 2023, March 31, 2022 and March 31, 2021, comprising (i) the restated consolidated balance sheet as at June 30, 2023, June 30, 2022, March 31, 2023, March 31, 2022 and March 31, 2021, (ii) the restated consolidated statement of statement of profit and loss, changes in equity, the restated consolidated statement of cash flows for the three month periods ended June 30, 2023 and June 30, 2022, and for the financial years ended March 31, 2023, March 31, 2022 and March 31, 2021 and (iii) together with the summary statement of significant accounting policies, and other explanatory information prepared in terms of the requirements of Section 26 of Part I of Chapter III of the Companies Act, the SEBI ICDR Regulations and the Guidance Note on “Reports in Company Prospectuses (Revised 2019)” issued by the ICAI, as amended from time to time
Risk Management Committee	Risk management committee of our Board, as described in “ <i>Our Management – Risk Management Committee</i> ” beginning on page 182
Scheme of Arrangement	NSDL Depository Limited and our Company filed a scheme of arrangement under Sections 391 to 394 of Companies Act, 1956 before the High Court of Judicature at Bombay to demerge the depository business and undertaking of our Company, and vest in NSDL Depository Limited
Selling Shareholders	Collectively, 360 One Special Opportunities Fund (<i>formerly known as IIFL Special Opportunities Fund</i>), 360 One Special Opportunities Fund – Series 2 (<i>formerly known as IIFL Special Opportunities Fund – Series 2</i>), 360 One Special Opportunities Fund – Series 3 (<i>formerly known as IIFL Special Opportunities Fund – Series 3</i>), 360 One Special Opportunities Fund – Series 4 (<i>formerly known as IIFL Special Opportunities Fund – Series 4</i>), 360 One Special Opportunities Fund – Series 5 (<i>formerly known as IIFL Special Opportunities Fund – Series 5</i>), NSE Investments Limited, Administrator of the Specified Undertaking of the Unit Trust of India, HDFC Bank Limited, Axis Bank Limited, Deutsche Bank A.G.* and Union Bank of India *It is hereby clarified that the Mumbai branch office of Deutsche Bank A. G. is the shareholder in the Company and is acting as a Selling Shareholder.
Senior Management	Senior Management of our Company in accordance with Regulation 2(1)(bbbb) of the SEBI ICDR Regulations, as described in “ <i>Our Management</i> ” beginning on page 171
Shareholder(s)	Holders of equity shares of our Company from time to time
Stakeholders’ Relationship Committee	Stakeholders’ relationship committee of our Board, constituted in accordance with the applicable provisions of the Companies Act, 2013 and the SEBI Listing Regulations, and as described in “ <i>Our Management – Stakeholders’ Relationship Committee</i> ” beginning on page 184
Subsidiaries	The subsidiaries of our Company as described in “ <i>History and Certain Corporate Matters – Our Subsidiaries</i> ” beginning on page 168
SUUTI	Administrator of the Specified Undertaking of the Unit Trust of India
Whole-time Director and Chief Operating Officer	Whole-time director and Chief Operating Officer on our Board, namely, Jayesh Waman Sule. For details, see “ <i>Our Management</i> ” beginning on page 171

Offer related terms

Term	Description
Acknowledgement Slip	The slip or document issued by the relevant Designated Intermediary(ies) to a Bidder as proof of registration of the Bid cum Application Form
Allot, Allotment or Allotted	Unless the context otherwise requires, transfer of the Equity Shares pursuant to the Offer to the successful Bidders
Allotment Advice	A note or advice or intimation of Allotment sent to the successful Bidders who have been or are to be Allotted the Equity Shares after the Basis of Allotment has been approved by the Designated Stock Exchange
Allottee	A successful Bidder to whom the Equity Shares are Allotted

Term	Description
Anchor Investor	A Qualified Institutional Buyer, applying under the Anchor Investor Portion in accordance with the requirements specified in the SEBI ICDR Regulations and this Red Herring Prospectus and who has Bid for an amount of at least ₹100 million
Anchor Investor Allocation Price	The price at which Equity Shares will be allocated to the Anchor Investors in terms of this Red Herring Prospectus and the Prospectus, which will be decided by our Company and the Selling Shareholders, in consultation with the Book Running Lead Managers
Anchor Investor Application Form	The application form used by an Anchor Investor to make a Bid in the Anchor Investor Portion and which will be considered as an application for Allotment in terms of this Red Herring Prospectus and the Prospectus
Anchor Investor Bid/Offer Period	One Working Day prior to the Bid/Offer Opening Date i.e. November 3, 2023, on which Bids by Anchor Investors shall be submitted and allocation to Anchor Investors shall be completed
Anchor Investor Offer Price	The final price at which the Equity Shares will be Allotted to the Anchor Investors in terms of this Red Herring Prospectus and the Prospectus, which price will be equal to or higher than the Offer Price but not higher than the Cap Price The Anchor Investor Offer Price will be decided by our Company and the Selling Shareholders, in consultation with the Book Running Lead Managers
Anchor Investor Pay-in Date	With respect to Anchor Investor(s), the Anchor Investor Bid/Offer Period, and in the event the Anchor Investor Allocation Price is lower than the Anchor Investor Offer Price, not later than two Working Days after the Bid/ Offer Closing Date
Anchor Investor Portion	Up to 60% of the QIB Portion which may be allocated by our Company and the Selling Shareholders, in consultation with the Book Running Lead Managers, to the Anchor Investors on a discretionary basis in accordance with the SEBI ICDR Regulations One-third of the Anchor Investor Portion shall be reserved for allocation to domestic Mutual Funds, subject to valid Bids being received from domestic Mutual Funds at or above the Anchor Investor Allocation Price
“Application Supported by Blocked Amount” or “ASBA”	An application, whether physical or electronic, used by ASBA Bidders, to make a Bid and authorising an SCSB to block the Bid Amount in the ASBA Account and will include applications made by UPI Bidders using the UPI Mechanism, where made available, where the Bid Amount will be blocked upon acceptance of UPI Mandate Request by UPI Bidders using the UPI Mechanism
ASBA Account	A bank account maintained with an SCSB by an ASBA Bidder, as specified in the ASBA Form submitted by ASBA Bidders for blocking the Bid Amount mentioned in the relevant ASBA Form and includes the account of a UPI Bidder which is blocked upon acceptance of a UPI Mandate Request made by the UPI Bidders using the UPI Mechanism, where made available.
ASBA Bidders	All Bidders except Anchor Investors
ASBA Form	An application form, whether physical or electronic, used by ASBA Bidders to submit Bids, which will be considered as the application for Allotment in terms of this Red Herring Prospectus and the Prospectus
Banker(s) to the Offer	Collectively, the Escrow Collection Bank, Refund Bank, Public Offer Bank and Sponsor Bank
Basis of Allotment	The basis on which Equity Shares will be Allotted to successful Bidders under the Offer. For details, see “Offer Procedure” beginning on page 330
Bid	An indication to make an offer during the Bid/Offer Period by an ASBA Bidder pursuant to submission of the ASBA Form, or during the Anchor Investor Bid/Offer Period by an Anchor Investor, pursuant to submission of the Anchor Investor Application Form, to subscribe to or purchase the Equity Shares at a price within the Price Band, including all revisions and modifications thereto as permitted under the SEBI ICDR Regulations and in terms of this Red Herring Prospectus and the Bid cum Application Form. The term “Bidding” shall be construed accordingly
Bid Amount	The highest value of optional Bids indicated in the Bid cum Application Form and payable by the Bidder or blocked in the ASBA Account of the ASBA Bidders, as the case may be, upon submission of the Bid However, Eligible Employees applying in the Employee Reservation Portion can apply at the Cut-off Price and the Bid amount shall be Cap Price net of Net Employee Discount, multiplied by the number of Equity Shares Bid for by such Eligible Employee and mentioned in the Bid cum Application Form.
Bid cum Application Form	Anchor Investor Application Form or the ASBA Form, as the context requires
Bid Lot	[●] Equity Shares and in multiples of [●] Equity Shares thereafter
Bid/Offer Closing Date	Except in relation to any Bids received from the Anchor Investors, the date after which the Designated Intermediaries will not accept any Bids, being November 8, 2023, which shall be notified in all editions of English national daily newspaper, Financial Express, all editions of Hindi national daily newspaper, Jansatta and all editions of the Marathi daily newspaper Navshakti (Marathi being the regional language of Maharashtra, where our registered office is located), each with wide circulation In case of any revisions, the extended Bid/ Offer Closing Date will be widely disseminated by notification to the Stock Exchange, by issuing a public notice, and also by indicating the change on the websites of the Book Running Lead Managers and at the terminals of the other members of the Syndicate and by intimation to the Designated Intermediaries and the Sponsor Bank Our Company and the Selling Shareholders, in consultation with the Book Running Lead Managers, may consider closing the Bid/Offer Period for QIBs one Working Day prior to the Bid/Offer Closing Date in accordance with the SEBI ICDR Regulations
Bid/Offer Opening Date	Except in relation to any Bids received from the Anchor Investors, the date on which the Designated Intermediaries shall start accepting Bids, being November 6, 2023, which shall be published in all editions of English national daily newspaper, Financial Express, all editions of Hindi national daily

Term	Description
	newspaper, Jansatta and all editions of the Marathi daily newspaper Navshakti (Marathi being the regional language of Maharashtra, where our Registered and Corporate office is located), each with wide circulation
Bid/Offer Period	Except in relation to Anchor Investors, the period between the Bid/Offer Opening Date and the Bid/Offer Closing Date, inclusive of both days, during which Bidders can submit their Bids, including any revisions thereof, in accordance with the SEBI ICDR Regulations and the terms of this Red Herring Prospectus, provided that such period shall be kept open for a minimum of three Working Days
Bidder/Applicant	Any prospective investor who makes a Bid pursuant to the terms of this Red Herring Prospectus and the Bid cum Application Form and unless otherwise stated or implied, which includes an ASBA Bidder and an Anchor Investor
Bidding Centres	The centres at which the Designated Intermediaries shall accept the Bid cum Application Forms, being the Designated Branches for SCSBs, Specified Locations for the Syndicate, Broker Centres for Registered Brokers, Designated RTA Locations for RTAs and Designated CDP Locations for CDPs
Book Building Process	Book building process, as provided in Part A of Schedule XIII of the SEBI ICDR Regulations, in terms of which the Offer is being made
“Book Running Lead Managers” or “BRLMs”	The book running lead managers to the Offer namely, ICICI Securities, Equirus Capital, IIFL Securities* and Nomura Financial Advisory and Securities <i>*In compliance with the proviso to Regulation 21A of the SEBI Merchant Banker Regulations and Regulation 23(3) of the SEBI ICDR Regulations, IIFL Securities Limited will be involved only in marketing of the Offer. IIFL Securities Limited has signed the due diligence certificate and has been disclosed as BRLM for the Offer.</i>
Broker Centres	The broker centres notified by the Stock Exchange where ASBA Bidders can submit the ASBA Forms to a Registered Broker The details of such Broker Centres, along with the names and the contact details of the Registered Brokers are available on the website of the Stock Exchange (www.bseindia.com)
Cap Price	The higher end of the Price Band, subject to any revisions thereto, above which the Offer Price and Anchor Investor Offer Price will not be finalised and above which no Bids will be accepted. The Cap Price shall be at least 105% of the Floor Price and shall not exceed 120% of the Floor Price
Cash Escrow and Sponsor Bank Agreement	The cash escrow and sponsor bank agreement dated October 30, 2023 entered into between our Company, the Selling Shareholders, the Book Running Lead Managers, the Registrar to the Offer, the Banker(s) to the Offer and the Syndicate Member for, <i>inter alia</i> , collection of the Bid Amounts from the Anchor Investors, transfer of funds to the Public Offer Account and where applicable, refunds of the amounts collected from the Anchor Investors, on the terms and conditions thereof, in accordance with the UPI Circulars
Client ID	The client identification number maintained with one of the Depositories in relation to demat account
“Collecting Depository Participant” or “CDP”	A depository participant as defined under the Depositories Act, 1996, registered with SEBI and who is eligible to procure Bids from relevant Bidders at the Designated CDP Locations in terms of SEBI circular number CIR/CFD/POLICYCELL/11/2015 dated November 10, 2015 issued by SEBI, as updated from time to time
“Confirmation of Allocation Note” or “CAN”	A notice or intimation of allocation of the Equity Shares sent to Anchor Investors, who have been allocated Equity Shares, after the Anchor Investor Bid/Offer Period
Cut-off Price	The Offer Price finalised by our Company and the Selling Shareholders, in consultation with the Book Running Lead Managers which shall be any price within the Price Band Only RIBs and Eligible Employees under the Employee Reservation Portion are entitled to Bid at the Cut-off Price. QIBs (including Anchor Investors) and Non-Institutional Bidders are not entitled to Bid at the Cut-off Price
Demographic Details	The demographic details of the Bidders including the Bidders’ address, name of the Bidders’ father or husband, investor status, occupation, bank account details, PAN and UPI ID, wherever applicable
Designated Branches	Such branches of the SCSBs which shall collect the ASBA Forms from relevant Bidders, a list of which is available on the website of SEBI at https://www.sebi.gov.in/sebiweb/other/OtherAction.do?doRecognisedFpi=yes&intmId=35 , or at such other website as may be prescribed by SEBI from time to time
Designated CDP Locations	Such locations of the CDPs where relevant ASBA Bidders can submit the ASBA Forms The details of such Designated CDP Locations, along with names and contact details of the CDPs eligible to accept ASBA Forms are available on the website of the Stock Exchange (www.bseindia.com), as updated from time to time
Designated Date	The date on which the Escrow Collection Bank(s) transfer funds from the Escrow Account to the Public Offer Account or the Refund Account, as the case may be, and the instructions are issued to the SCSBs (in case of RIBs using UPI Mechanism, instruction issued through the Sponsor Bank) for the transfer of amounts blocked by the SCSBs in the ASBA Accounts to the Public Offer Account, in terms of this Red Herring Prospectus and the Prospectus, following which the Equity Shares will be Allotted in the Offer after finalization of the Basis of Allotment in consultation with the Designated Stock Exchange
Designated Intermediary(ies)	Collectively, the members of the Syndicate, sub-syndicate or agents, SCSBs (other than in relation to UPI Bidders using the UPI Mechanism), Registered Brokers, CDPs and RTAs, who are authorised to collect Bid cum Application Forms from the relevant Bidders, in relation to the Offer. In relation to ASBA Forms submitted by RIBs Bidding in the Retail Portion and Eligible Employees Bidding in the Employee Reservation Portion (not using the UPI Mechanism) by authorising an SCSB to block the Bid Amount in the ASBA Account, Designated Intermediaries shall mean SCSBs.

Term	Description
	<p>In relation to ASBA Forms submitted by UPI Bidders where the Bid Amount will be blocked upon acceptance of UPI Mandate Request by such UPI Bidder using the UPI Mechanism, Designated Intermediaries shall mean Syndicate, sub-syndicate/agents, Registered Brokers, CDPs, SCSBs and RTAs</p> <p>In relation to ASBA Forms submitted by QIBs and Non-Institutional Bidders (not using the UPI Mechanism), Designated Intermediaries shall mean Syndicate, Sub-Syndicate/ agents, SCSBs, Registered Brokers, the CDPs and RTAs</p>
Designated RTA Locations	<p>Such locations of the RTAs where relevant ASBA Bidders can submit the ASBA Forms to RTAs</p> <p>The details of such Designated RTA Locations, along with names and contact details of the RTAs eligible to accept ASBA Forms are available on the website of the Stock Exchange (www.bseindia.com) as updated from time to time</p>
Designated Stock Exchange	BSE Limited
“Draft Red Herring Prospectus” or “DRHP”	The draft red herring prospectus dated December 24, 2021 read with the addenda dated April 27, 2022 and April 25, 2023 filed with SEBI in accordance with the SEBI ICDR Regulations, which did not contain complete particulars of the price at which the Equity Shares will be Allotted and the size of the Offer
Eligible Employee	<p>All or any of the following: (a) a permanent employee of our Company or any of its Subsidiaries, working in or outside India (excluding such employees who are not eligible to invest in the Offer under applicable laws of the jurisdictions other than India) as of the date of filing of this Red Herring Prospectus with the RoC and who continues to be a permanent employee of our Company or any of its Subsidiaries, until the submission of the Bid cum Application Form; and (b) a Director of our Company or any of its Subsidiaries, whether whole time or not, who is eligible to apply under the Employee Reservation Portion under applicable law as on the date of filing of this Red Herring Prospectus with the RoC and who continues to be a Director of our Company or any of its Subsidiaries, until the submission of the Bid cum Application Form, but not including (i) promoters; (ii) persons belonging to the promoter group; and (iii) Directors who either themselves or through their relatives or through any body corporate, directly or indirectly, hold more than 10% of the outstanding Equity Shares of our Company</p> <p>The maximum Bid Amount under the Employee Reservation Portion by an Eligible Employee shall not exceed ₹500,000 (net of Employee Discount). However, the initial Allotment to an Eligible Employee in the Employee Reservation Portion shall not exceed ₹200,000. Only in the event of under-subscription in the Employee Reservation Portion, the unsubscribed portion will be available for allocation and Allotment, proportionately to all Eligible Employees who have Bid in excess of ₹200,000, subject to the maximum value of Allotment made to such Eligible Employee not exceeding ₹500,000 (net of Employee Discount, if any)</p>
Eligible FPI(s)	FPI(s) that are eligible to participate in the Offer in terms of applicable law and from such jurisdictions outside India where it is not unlawful to make an offer / invitation under the Offer and in relation to whom the Bid cum Application Form and this Red Herring Prospectus constitutes an invitation to purchase the Equity Shares
Eligible NRI(s)	NRI(s) eligible to invest under Schedule 3 and Schedule 4 of the FEMA Rules, from jurisdictions outside India where it is not unlawful to make an offer or invitation under the Offer and in relation to whom the Bid cum Application Form and this Red Herring Prospectus will constitute an invitation to purchase the Equity Shares
Employee Discount	Discount of up to [●]% to the Offer Price (equivalent of ₹[●] per Equity Share) which may be offered to Eligible Employees, as may be decided by our Company and the Selling Shareholders in consultation with the Book Running Lead Managers, bidding in the Employee Reservation Portion in accordance with the SEBI ICDR Regulations and details of which will be announced at least two Working Days prior to the Bid / Offer Opening Date
Employee Reservation Portion	<p>The portion of the Offer being up to 150,000 Equity Shares, aggregating to ₹[●] available for allocation to Eligible Employees, on a proportionate basis. Such portion shall not exceed 5% of the post-Offer Equity Share capital of the Company</p> <p>Further, a discount of up to [●]% to the Offer Price (equivalent of ₹[●] per Equity Share) may be offered to Eligible Employees, bidding in the Employee Reservation Portion in accordance with the SEBI ICDR Regulations and details of which will be announced at least two Working Days prior to the Bid / Offer Opening Date</p>
Escrow Account	The ‘no-lien’ and ‘non-interest bearing’ account(s) opened with the Escrow Collection Bank and in whose favour the Bidders (excluding the ASBA Bidders) will transfer money through direct credit/NEFT/RTGS/NACH in respect of the Bid Amount when submitting a Bid
Escrow Collection Bank	Bank, which is clearing members and registered with SEBI as a banker to an issue under the SEBI BTI Regulations and with whom the Escrow Account will be opened, in this case being, ICICI Bank Limited
Equirus Capital	Equirus Capital Private Limited
First Bidder/Sole Bidder	The Bidder whose name shall be mentioned in the Bid cum Application Form or the Revision Form and in case of joint Bids, whose name also appears as the first holder of the beneficiary account held in joint names
Floor Price	The lower end of the Price Band, subject to any revision thereto, not being less than the face value of the Equity Shares at or above which the Offer Price and the Anchor Investor Offer Price will be finalised and below which no Bids will be accepted

Term	Description
Fraudulent Borrower	Fraudulent borrower as defined under Regulation 2(1)(III) of the SEBI ICDR Regulations
Fugitive Economic Offender	An individual who is declared a fugitive economic offender under Section 12 of the Fugitive Economic Offenders Act, 2018
“General Information Document” or “GID”	The General Information Document for investing in public issues, prepared and issued in accordance with the SEBI circular (SEBI/HO/CFD/DIL1/CIR/P/2020/37) dated March 17, 2020 and the UPI Circulars. The General Information Document shall be available on the website of the Stock Exchange, and the Book Running Lead Managers
GSTN	Goods and Services Tax Network
ICICI Securities	ICICI Securities Limited
IIFL Securities	IIFL Securities Limited* <i>*In compliance with the proviso to Regulation 21A of the SEBI Merchant Banker Regulations and Regulation 23(3) of the SEBI ICDR Regulations, IIFL Securities Limited will be involved only in marketing of the Offer. IIFL Securities Limited has signed the due diligence certificate and has been disclosed as BRLM for the Offer</i>
Mutual Funds	Mutual funds registered with SEBI under the Securities and Exchange Board of India (Mutual Funds) Regulations, 1996
Mutual Fund Portion	5% of the Net QIB Portion or [●] Equity Shares which shall be available for allocation to Mutual Funds only on a proportionate basis, subject to valid Bids being received at or above the Offer Price
Net Offer	The Offer less the Employee Reservation Portion
Net Proceeds	Proceeds of the Offer less Offer expenses. For details in relation to use of the Net Proceeds and the Offer expenses, see “Objects of the Offer” beginning on page 90
Net QIB Portion	The portion of the QIB Portion less the number of Equity Shares Allotted to the Anchor Investors
Nomura Financial Advisory and Securities	Nomura Financial Advisory and Securities (India) Private Limited
“Non-Institutional Bidders” or “NIBs”	All Bidders that are not QIBs, RIBs or Eligible Employees Bidding in the Employee Reservation Portion or Eligible Employees Bidding in the Employee Reservation Portion and who have Bid for Equity Shares, for an amount of more than ₹200,000 (but not including NRIs other than Eligible NRIs)
Non-Institutional Portion	The portion of the Offer being not less than 15% of the Net Offer comprising [●] Equity Shares which shall be available for allocation to Non-Institutional Bidders in accordance with the SEBI ICDR Regulations, subject to valid Bids being received at or above the Offer Price. The allocation to the NIBs shall be as follows: a) One-third of the Non-Institutional Portion shall be reserved for applicants with an application size of more than ₹200,000 and up to ₹1,000,000; and b) Two-thirds of the Non-Institutional Portion shall be reserved for applicants with an application size of more than ₹1,000,000 Provided that the unsubscribed portion in either of the sub-categories specified in clauses (a) or (b), may be allocated to applicants in the other sub-category of Non-Institutional Bidders.
Non-Resident	A person resident outside India, as defined under FEMA and includes NRIs, FPIs and FVCIs
“Non-Resident Indians” or “NRI(s)”	A non-resident Indian as defined under the FEMA Rules
“Offer” or “Offer for Sale”	The initial public offer of up to 6,191,000 Equity Shares for cash at a price of ₹[●] each, aggregating up to ₹[●] million, consisting of an Offer for Sale of up to 459,617 Equity Shares by 360 One Special Opportunities Fund (formerly known as IIFL Special Opportunities Fund) aggregating up to ₹[●] million, up to 320,177 Equity Shares by 360 One Special Opportunities Fund – Series 2 (formerly known as IIFL Special Opportunities Fund – Series 2) aggregating up to ₹[●] million, up to 148,197 Equity Shares by 360 One Special Opportunities Fund – Series 3 (formerly known as IIFL Special Opportunities Fund – Series 3) aggregating up to ₹[●] million, up to 396,843 Equity Shares by 360 One Special Opportunities Fund – Series 4 (formerly known as IIFL Special Opportunities Fund – Series 4) aggregating up to ₹[●] million, up to 309,225 Equity Shares by 360 One Special Opportunities Fund – Series 5 (formerly known as IIFL Special Opportunities Fund – Series 5) aggregating up to ₹[●] million, up to 1,783,395 Equity Shares by NSE Investments Limited aggregating up to ₹[●] million, up to 243,175 Equity Shares by SUUTI aggregating up to ₹[●] million, up to 705,674 Equity Shares by HDFC Bank Limited aggregating up to ₹[●] million, up to 712,077 Equity Shares by Axis Bank Limited aggregating up to ₹[●] million, up to 712,077 Equity Shares by Deutsche Bank A.G.* aggregating up to ₹[●] million, up to 400,543 Equity Shares by Union Bank of India aggregating up to ₹[●] million. The Offer comprises the Net Offer and Employee Reservation Portion <i>*It is hereby clarified that the Mumbai branch office of Deutsche Bank A. G. is the shareholder in the Company and is acting as a Selling Shareholder.</i>
Offer Agreement	The offer agreement dated December 24, 2021 read with the amendment agreement to the Offer Agreement dated October 6, 2023 and the second amendment agreement to the Offer Agreement dated October 25, 2023, entered by and among our Company, the Selling Shareholders, and the Book Running Lead Managers, pursuant to which certain arrangements are agreed to in relation to the Offer
Offer Price	The final price at which Equity Shares will be Allotted to ASBA Bidders in terms of this Red Herring Prospectus and the Prospectus. Equity Shares will be Allotted to Anchor Investors at the Anchor Investor Offer Price in terms of this Red Herring Prospectus The Offer Price will be decided by our Company and the Selling Shareholders in consultation with the Book Running Lead Managers on the Pricing Date in accordance with the Book Building Process and this Red Herring Prospectus

Term	Description
	A discount of up to [●]% to the Offer Price (equivalent of ₹[●] per Equity Share) may be offered to Eligible Employees bidding in the Employee Reservation Portion. This Employee Discount, if any, will be decided by our Company and the Selling Shareholders in consultation with the Book Running Lead Managers
Offered Shares	Up to 6,191,000 Equity Shares aggregating to ₹[●] million offered by the Selling Shareholders in the Offer for Sale
Price Band	The price band of a minimum price of ₹[●] per Equity Share (Floor Price) and the maximum price of ₹[●] per Equity Share (Cap Price) including revisions thereof The Price Band and the minimum Bid Lot for the Offer will be decided by our Company and the Selling Shareholders in consultation with the Book Running Lead Managers and will be advertised all editions of English national daily newspaper, Financial Express, all editions of Hindi national daily newspaper, Jansatta and all editions of the Marathi daily newspaper, Navshakti (Marathi being the regional language of Maharashtra, where our registered office is located), at least two Working Days prior to the Bid/Offer Opening Date and shall be available to the Stock Exchange for the purpose of uploading on their respective websites
Pricing Date	The date on which our Company and the Selling Shareholders, in consultation with the Book Running Lead Managers, will finalise the Offer Price
Prospectus	The prospectus to be filed with the RoC on or after the Pricing Date in accordance with Section 26 of the Companies Act, 2013 and the SEBI ICDR Regulations containing, <i>inter alia</i> , the Offer Price that is determined at the end of the Book Building Process, the size of the Offer and certain other information including any addenda or corrigenda thereto
Public Offer Account	The 'no-lien' and 'non-interest bearing' account to be opened, in accordance with Section 40(3) of the Companies Act with the Public Offer Bank to receive monies from the Escrow Account and the ASBA Accounts on the Designated Date
Public Offer Bank	Bank which is a clearing member and registered with SEBI as a banker to an issue, and with whom the Public Offer Account for collection of Bid Amounts from Escrow Account and ASBA Accounts is opened, in this case being HDFC Bank Limited
QIB Portion	The portion of the Offer (including the Anchor Investor Portion) being not more than 50% of the Net Offer comprising [●] Equity Shares which shall be allocated to QIBs (including Anchor Investors), subject to valid Bids being received at or above the Offer Price Our Company, and Selling Shareholders in consultation with the Book Running Lead Managers may allocate up to 60% of the QIB portion to Anchor Investors on a discretionary basis
"QIBs" or "QIB Bidders" or "Qualified Institutional Buyers"	Qualified institutional buyers as defined under Regulation 2(1) (ss) of the SEBI ICDR Regulations
"Red Herring Prospectus" or "RHP"	This red herring prospectus dated October 30, 2023 issued by our Company in accordance with Section 32 of the Companies Act, 2013 and the provisions of the SEBI ICDR Regulations, which does not have complete particulars of the price at which the Equity Shares will be offered and the size of the Offer, including any addenda or corrigenda hereto The Bid/Offer Opening Date shall be at least three Working Days after filing of this Red Herring Prospectus with the RoC and this Red Herring Prospectus will become the Prospectus upon filing with the RoC on or after the Pricing Date, including any addenda or corrigenda hereto
Refund Account	The 'no-lien' and 'non-interest bearing' account opened with the Refund Bank, from which refunds, if any, of the whole or part, of the Bid Amount to the Anchor Investors shall be made
Refund Bank	The Banker to the Offer which is a clearing member and registered with SEBI as a banker to an issue, and with whom the Refund Account is opened and in this case being, ICICI Bank Limited
Registered Brokers	The stockbrokers registered with the stock exchanges having nationwide terminals, other than the members of the Syndicate and eligible to procure Bids from relevant Bidders in terms of SEBI circular number CIR/CFD/14/2012 dated October 4, 2012 issued by SEBI
Registrar Agreement	Registrar agreement dated December 23, 2021 read with the amendment agreement to the Registrar Agreement dated October 6, 2023, and the second amendment agreement to the Registrar Agreement dated October 25, 2023, entered into and between our Company, the Selling Shareholders and the Registrar to the Offer, in relation to the responsibilities and obligations of the Registrar to the Offer pertaining to the Offer
"Registrar to the Offer" or "Registrar"	Link Intime India Private Limited
"Retail Individual Bidder(s)" or "Retail Individual Investor(s)" or "RII(s)" or "RIB(s)"	Individual Bidders submitting Bids, who have Bid for the Equity Shares for an amount not more than ₹200,000 in any of the bidding options in the Offer (including HUFs applying through their Karta) and Eligible NRIs
Retail Portion	The portion of the Offer being not less than 35% of the Net Offer comprising [●] Equity Shares, which shall be available for allocation to RIBs in accordance with the SEBI ICDR Regulations, subject to valid Bids being received at or above the Offer Price
Revision Form	The form used by Bidders to modify the quantity of the Equity Shares or the Bid Amount in any of their Bid cum Application Forms or any previous Revision Form(s), as applicable QIB Bidders and Non-Institutional Bidders are not allowed to withdraw or lower their Bids (in terms of quantity of Equity Shares or the Bid Amount) at any stage. RIBs and Eligible Employees in the Employee Reservation Portion can revise their Bids during the Bid/Offer Period and withdraw their Bids until Bid/Offer Closing Date

Term	Description
“RTAs” or “Registrar and Share Transfer Agents”	The registrar and share transfer agents registered with SEBI and eligible to procure Bids from relevant Bidders at the Designated RTA Locations as per the list available on the websites of BSE and NSE, and the UPI Circulars
SEBI RTA Master Circular	SEBI circular no. SEBI/HO/MIRSD/POD-1/P/CIR/2023/70 dated May 17, 2023
SCORES	Securities and Exchange Board of India Complaints Redress System
“Self-Certified Syndicate Bank(s)” or “SCSB(s)”	The banks registered with SEBI, offering services in relation to ASBA (other than through UPI Mechanism), a list of which is available on the website of SEBI at www.sebi.gov.in/sebiweb/other/OtherAction.do?doRecognisedFpi=yes&intmld=34 or www.sebi.gov.in/sebiweb/other/OtherAction.do?doRecognisedFpi=yes&intmld=35 or such other website as updated from time to time, and (ii) The banks registered with SEBI, enabled for UPI Mechanism, a list of which is available on the website of SEBI at www.sebi.gov.in/sebiweb/other/OtherAction.do?doRecognisedFpi=yes&intmld=40 or such other website as updated from time to time Applications through UPI in the Offer can be made only through the SCSBs mobile applications (apps) whose name appears on SEBI website. A list of SCSBs and mobile application, which, are live for applying in public issues using UPI Mechanism is appearing in the “list of mobile applications for using UPI in Public Issues” displayed on SEBI website at www.sebi.gov.in/sebiweb/other/OtherAction.do?doRecognisedFpi=yes&intmld=43 . The said list shall be updated on SEBI website from time to time
Share Escrow Agent	The share escrow agent appointed pursuant to the Share Escrow Agreement namely, Link Intime India Private Limited
Share Escrow Agreement	Share escrow agreement dated October 27, 2023 entered into by and between our Company, the Selling Shareholders and the Share Escrow Agent in connection with the transfer of Equity Shares under the Offer for Sale by the Selling Shareholders for the purposes of credit of such Equity Shares to the demat accounts of the Allottees in accordance with the Basis of Allotment
Specified Locations	The Bidding centres where the Syndicate shall accept Bid cum Application Forms from relevant Bidders, a list of which is available on the website of SEBI (www.sebi.gov.in), and updated from time to time
Sponsor Banks	ICICI Bank Limited and HDFC Bank Limited, being Bankers to the Offer registered with SEBI, appointed by our Company to act as a conduit between the Stock Exchange and NPCI in order to push the mandate collect requests and / or payment instructions of the RIBs using the UPI Mechanism, in terms of the UPI Circulars
Syndicate Agreement	Syndicate agreement dated October 30, 2023 entered into by and between our Company, the Selling Shareholders, the Registrar and the members of the Syndicate in relation to collection of Bid cum Application Forms by the Syndicate
Syndicate Member	The intermediaries registered with SEBI who are permitted to carry out activities as an underwriter, namely Equirus Securities Private Limited
Sub-Syndicate Member(s)	The sub-syndicate members, if any, appointed by the Book Running Lead Managers and the Syndicate Members, to collect ASBA Forms and Revision Forms
“Syndicate” or “members of the Syndicate”	The Book Running Lead Managers and the Syndicate Member
Underwriters	[●]
Underwriting Agreement	Underwriting agreement dated [●] entered into by and between our Company, the Selling Shareholders and the Underwriters, on or after the Pricing Date, but prior to filing the Prospectus with the RoC
UPI	Unified payments interface, which is an instant payment mechanism, developed by NPCI
UPI Bidders	Collectively, individual investors applying as (i) Retail Individual Bidders in the Retail Portion; (ii) Eligible Employees Bidding in the Employee Reservation Portion; and (iii) Non-Institutional Bidders with an application size of up to ₹500,000 in the Non-Institutional Portion, and Bidding under the UPI Mechanism through ASBA Form(s) submitted with Syndicate Member, Registered Brokers, Collecting Depository Participants and Registrar and Share Transfer Agents Pursuant to Circular no. SEBI/HO/CFD/DIL2/P/CIR/P/2022/45 dated April 5, 2022 issued by SEBI, all individual investors applying in public issues where the application amount is up to ₹500,000 shall use UPI and shall provide their UPI ID in the bid-cum-application form submitted with: (i) a syndicate member, (ii) a stock broker registered with a recognized stock exchange (whose name is mentioned on the website of the stock exchange as eligible for such activity), (iii) a depository participant (whose name is mentioned on the website of the stock exchange as eligible for such activity), and (iv) a registrar to an issue and share transfer agent (whose name is mentioned on the website of the stock exchange as eligible for such activity)
UPI Circulars	SEBI circular no. SEBI/HO/CFD/DIL2/CIR/P/2018/138 dated November 1, 2018, SEBI circular no. SEBI/HO/CFD/DIL2/CIR/P/2019/50 dated April 3, 2019, SEBI circular no. SEBI/HO/CFD/DIL2/CIR/P/2019/76 dated June 28, 2019, SEBI circular no. SEBI/HO/CFD/DIL2/CIR/P/2019/85 dated July 26, 2019, SEBI circular no. SEBI/HO/CFD/DCR2/CIR/P/2019/133 dated November 8, 2019, SEBI circular no. SEBI/HO/CFD/DIL2/CIR/P/2020/50 dated March 30, 2020, SEBI circular no. SEBI/HO/CFD/DIL2/CIR/P/2021/2480/1/M dated March 16, 2021, SEBI circular no. SEBI/HO/CFD/DIL2/P/CIR/2021/570 dated June 2, 2021, SEBI circular no. SEBI/HO/CFD/DIL2/P/CIR/P/2022/45 dated April 5, 2022, SEBI circular no. SEBI/HO/CFD/DIL2/CIR/P/2022/51 dated April 20, 2022 to the extent referred to and rescinded by SEBI RTA Master Circular, and SEBI/HO/CFD/DIL2/P/CIR/2022/75 dated May 30, 2022, SEBI master circular with circular no. SEBI/HO/MIRSD/POD-1/P/CIR/2023/70 dated May 17, 2023 (to the extent

Term	Description
	that such circulars pertain to the UPI Mechanism), SEBI master circular no. SEBI/HO/CFD/PoD-2/P/CIR/2023/00094 dated June 21, 2023, SEBI circular no. SEBI/HO/CFD/TPD1/CIR/P/2023/140 dated August 9, 2023, along with the circular issued by BSE Limited having reference no. 20220803-40 dated August 3, 2022 and any subsequent circulars or notifications issued by SEBI in this regard
UPI ID	ID created on the UPI for single-window mobile payment system developed by the NPCI
UPI Mandate Request	A request (intimating the UPI Bidder by way of a notification on the UPI application and by way of a SMS for directing the UPI Bidder to such UPI mobile application) to the UPI Bidder initiated by the Sponsor Bank to authorise blocking of funds on the UPI application equivalent to Bid Amount and subsequent debit of funds in case of Allotment
UPI Mechanism	Process for applications by UPI Bidders submitted with intermediaries with UPI as mode of payment, in terms of the UPI Circulars
UPI PIN	Password to authenticate UPI Circulars
Wilful Defaulter	Wilful defaulter as defined under Regulation 2(1)(III) of the SEBI ICDR Regulations.
Working Day	All days on which commercial banks in Mumbai are open for business; provided however, with reference to (a) announcement of Price Band; and (b) Bid/Offer Period, the term Working Day shall mean all days, excluding Saturdays, Sundays and public holidays, on which commercial banks in Mumbai are open for business; and (c) the time period between the Bid/Offer Closing Date and the listing of the Equity Shares on the Stock Exchange, "Working Day" shall mean all trading days of the Stock Exchange, excluding Sundays and bank holidays in India, as per circulars issued by SEBI, including the UPI Circulars

Technical, Industry Related Terms or Abbreviations

Term	Description
API	Application Programming Interface
APY	Atal Pension Yojana
ASP	Application Service Provider
AUM	Assets Under Management
BFSI	Banking, Financial Services and Insurance
CBFC	Central Board of Film Certification
CMMI	Capability Maturity Model Integration
CRA	Central Record Keeping Agency
CST	Central Sales Tax
DPDPA Act	The Digital Personal Data Protection Act, 2023
DLP	Data Loss Prevention
e-KYC	Electronic Know Your Client
e-Sign	Electronic Signature
e-TDS	Electronic Tax Deducted at Source
ESG	Environmental, Social, and Corporate Governance
FIUs	Financial Information Users
GSP	GST Suvidha Provider
GST	Goods and Services Tax
ICT	Information and Communications Technology
IDEA	India Digital Ecosystem of Agriculture
IoT	Internet of Things
ISO	International Organization for Standardization
IT	Information Technology
ITAS	Integrated Tax Administration System
ITES	Information Technology Enabled Services
MSME	Micro, small and medium enterprises
MSP	Managed Services Provider
MVAT	Maharashtra Value Added Tax
NDEAR	National Digital Education Architecture
NDHM	National Digital Health Mission
NODE	National Open Digital Eco-system
NPD	Non-personal data
NPS	National Pension Scheme
OCEN	Open Credit Enablement Network
OEM	Original Equipment Manufacturer
OLTAS	Online Tax Accounting Systems
ONDC	Open Network Digital Commerce
OTRS	Open-Source Ticket Request System
PAN	Permanent Account Number
PAT Margin	PAT Margin is the percentage of Restated Revenue as reported in Restated Consolidated Financial Information
PIN	Personal Identification Number
PSU	Public Sector Undertaking
R&D	Research and Development

Term	Description
RM	Ringgit Malaysia
RMS	Revenue Management System
ROCE	Return on Capital Employed
SCAMPI	Standard CMMI Appraisal Method for Process Improvement
TIN	Tax Information Network
UIDAI	Unique Identification Authority of India

Conventional and General Terms or Abbreviations

Term	Description
“₹” or “Rs.” or “Rupees” or “INR”	Indian Rupees
“AS” or “Accounting Standards”	Accounting standards issued by the ICAI
Adjusted EBITDA	Adjusted EBITDA is defined as EBITDA less other income
Adjusted EBITDA Margin	Adjusted EBITDA Margin is the percentage of Adjusted EBITDA divided by revenue from operations
AGM	Annual General Meeting
ASM	Additional Surveillance Measure
“Bn” or “bn”	Billion
BSE	BSE Limited
CAGR	Compound annual growth rate
Category I AIF	AIFs who are registered as “Category I Alternative Investment Funds” under the SEBI AIF Regulations
Category I FPIs	FPIs who are registered as “Category I Foreign Portfolio Investors” under the SEBI FPI Regulations
Category II AIF	AIFs who are registered as “Category II Alternative Investment Funds” under the SEBI AIF Regulations
Category III AIF	AIFs who are registered as “Category III Alternative Investment Funds” under the SEBI AIF Regulations
CDSL	Central Depository Services (India) Limited
CIN	Corporate Identity Number
Companies Act	Companies Act, 2013, as applicable, along with the relevant rules, regulations, clarifications and modifications made thereunder
Consolidated FDI Policy	Consolidated Foreign Direct Investment Policy notified by the DPIIT under DPIIT File Number 5(2)/2020-FDI Policy dated the October 15, 2020, effective from October 15, 2020 issued by the Department of Promotion of Industry and Internal Trade, Ministry of Commerce and Industry, Government of India, and any modifications thereto or substitutions thereof, issued from time to time
Depositories	Together, NSDL and CDSL
Depositories Act	Depositories Act, 1996
DIN	Director Identification Number
DP ID	Depository Participant’s Identification
“DP” or “Depository Participant”	A depository participant as defined under the Depositories Act
DPIIT	Department for Promotion of Industry and Internal Trade, Ministry of Commerce and Industry, Government of India (<i>formerly known as Department of Industrial Policy and Promotion</i>)
EBITDA	Earnings before interest, taxes, depreciation and amortisation
EGM	Extraordinary general meeting
EPS	Earnings per share
FDI	Foreign direct investment
FEMA	The Foreign Exchange Management Act, 1999, read with rules and regulations thereunder
FEMA Rules	Foreign Exchange Management (Non-debt Instruments) Rules, 2019
“Financial Year” or “Fiscal” or “Fiscal Year” or “FY”	Unless stated otherwise, the period of 12 months ending March 31 of that particular year
FPI	Foreign portfolio investors as defined under the SEBI FPI Regulations
FVCI	Foreign venture capital investors as defined and registered under the SEBI FVCI Regulations
GDP	Gross domestic product
“GoI” or “Government” or “Central Government”	Government of India
GSM	Graded Surveillance Measures
ICAI	The Institute of Chartered Accountants of India
IFRS	International Financial Reporting Standards
Income Tax Act	The Income-tax Act, 1961
Ind AS	Indian Accounting Standards notified under Section 133 of the Companies Act and referred to in the Companies (Indian Accounting Standards) Rules, 2015, as amended
India	Republic of India
“Indian GAAP/IGAAP”	Accounting Standards notified under Section 133 of the Companies Act and referred to in the Companies (Accounting Standards) Rules, 2014, as amended
IPO	Initial public offering
IRDAI	Insurance Regulatory and Development Authority of India
IST	Indian Standard Time
IT Act	The Information Technology Act, 2000
KYC	Know Your Customer
MCA	Ministry of Corporate Affairs, Government of India
“Mn” or “mn”	Million

Term	Description
NACH	National Automated Clearing House
National Investment Fund	National Investment Fund set up by resolution F. No. 2/3/2005-DD-II dated November 23, 2005 of the GoI, published in the Gazette of India
NBFC	Non-Banking Financial Companies
NAV	Net Asset Value
NEFT	National Electronic Fund Transfer
No.	Number
NPCI	National Payments Corporation of India
NR	Non-Resident
NRI	An individual resident outside India, who is a citizen of India.
NRO	Non- Resident Ordinary
NSDL	National Securities Depository Limited
NSE	National Stock Exchange of India Limited
“OCB” or “Overseas Corporate Body”	A company, partnership, society or other corporate body owned directly or indirectly to the extent of at least 60% by NRIs including overseas trusts, in which not less than 60% of beneficial interest is irrevocably held by NRIs directly or indirectly and which was in existence on October 3, 2003 and immediately before such date had taken benefits under the general permission granted to OCBs under FEMA. OCBs are not allowed to invest in the Offer.
p.a.	Per annum
P/E Ratio	Price to Earnings Ratio
PAT	Profit After Tax
PBT	Profit Before Tax
RBI	Reserve Bank of India
RBI Act	The Reserve Bank of India Act, 1934
Regulation S	Regulation S under the U.S. Securities Act
“Restated Consolidated Return on Net Worth” or “ROE”	Net profit / (loss) attributable to equity holders of the Company for the year / period divided by Restated net worth at the end of the year / period
Return on Capital Employed	Restated Earnings before Interest and Taxes divided by Restated Capital Employed
Restated Capital Employed	Restated Total assets less Restated Current Liabilities
RoNW	Return on Net Worth
RTGS	Real Time Gross Settlement
Rule 144A	Rule 144A under the U.S. Securities Act
SCRA	Securities Contracts (Regulation) Act, 1956
SCRR	Securities Contracts (Regulation) Rules, 1957
SEBI	Securities and Exchange Board of India constituted under the SEBI Act
SEBI Act	Securities and Exchange Board of India Act, 1992
SEBI AIF Regulations	Securities and Exchange Board of India (Alternative Investment Funds) Regulations, 2012
SEBI BTI Regulations	Securities and Exchange Board of India (Bankers to an Issue) Regulations, 1994
SEBI FPI Regulations	Securities and Exchange Board of India (Foreign Portfolio Investors) Regulations, 2019
SEBI FVCI Regulations	Securities and Exchange Board of India (Foreign Venture Capital Investors) Regulations, 2000
SEBI ICDR Regulations	Securities and Exchange Board of India (Issue of Capital and Disclosure Requirements) Regulations, 2018
SEBI Listing Regulations	Securities and Exchange Board of India (Listing Obligations and Disclosure Requirements) Regulations, 2015
SEBI Merchant Bankers Regulations	Securities and Exchange Board of India (Merchant Bankers) Regulations, 1992
SEBI SBEB Regulations	Securities and Exchange Board of India (Share Based Employee Benefits and Sweat Equity) Regulations, 2021
SEBI Takeover Regulations	Securities and Exchange Board of India (Substantial Acquisition of Shares and Takeovers) Regulations, 2011
SEBI VCF Regulations	The <i>erstwhile</i> Securities and Exchange Board of India (Venture Capital Funds) Regulations, 1996 as repealed pursuant to SEBI AIF Regulations.
SME	Small and Medium Enterprises
State Government	The government of a state in India
Stock Exchange	BSE
STT	Securities Transaction Tax
Systemically Important NBFC	Systemically important non-banking financial company as defined under Regulation 2(1)(iii) of the SEBI ICDR Regulations
TAN	Tax deduction account number
U.S. Securities Act	U.S. Securities Act of 1933, as amended
“U.S.” or “USA” or “United States”	United States of America
“USD” or “US\$”	United States Dollars
VCFs	Venture Capital Funds as defined in and registered with SEBI under the SEBI VCF Regulations

CERTAIN CONVENTIONS, PRESENTATION OF FINANCIAL, INDUSTRY AND MARKET DATA

Certain Conventions

All references to “India” contained in this Red Herring Prospectus are to the Republic of India and its territories and possessions and all references herein to the “Government”, “Indian Government”, “GoI”, “Central Government” or the “State Government” are to the Government of India, central or state, as applicable. All references to the “U.S.”, “US”, “U.S.A” or “United States” are to the United States of America and its territories and possessions.

Unless otherwise specified, any time mentioned in this Red Herring Prospectus is in Indian Standard Time (“IST”). Unless indicated otherwise, all references to a year in this Red Herring Prospectus are to a calendar year.

Unless stated otherwise, all references to page numbers in this Red Herring Prospectus are to the page numbers of this Red Herring Prospectus.

Financial Data

Unless stated otherwise or the context otherwise requires, the financial information and financial ratios in this Red Herring Prospectus have been derived from our Restated Consolidated Financial Information. For further information, see “*Restated Consolidated Financial Information*” beginning on page 195.

Restated Consolidated Financial Information of our Company as at and for the three month periods ended June 30, 2023 and June 30, 2022, and as at and for the financial years ended March 31, 2023, March 31, 2022 and March 31, 2021, comprising (i) the restated consolidated balance sheet as at June 30, 2023, June 30, 2022, March 31, 2023, March 31, 2022 and March 31, 2021, (ii) the restated consolidated statement of changes in equity, the restated consolidated statement of cash flows for the three month periods ended June 30, 2023 and June 30, 2022, and for the financial years ended March 31, 2023, March 31, 2022 and March 31, 2021 and (iii) together with the summary statement of significant accounting policies, and other explanatory information prepared in terms of the requirements of Section 26 of Part I of Chapter III of the Companies Act, the SEBI ICDR Regulations and the Guidance Note on “Reports in Company Prospectuses (Revised 2019)” issued by the ICAI, as amended from time to time, as approved by the Board of Directors of our Company at their meeting held on August 8, 2023, for the purpose of inclusion in this Red Herring Prospectus.

Our Company’s financial year commences on April 1 and ends on March 31 of the next year. Accordingly, all references in this Red Herring Prospectus to a particular FY, Financial Year, Fiscal or Fiscal Year, unless stated otherwise, are to the 12-month period ended on March 31 of that particular calendar year.

There are significant differences between Ind AS, U.S. GAAP and IFRS. Our Company does not provide reconciliation of its financial information to IFRS or U.S. GAAP. Our Company has not attempted to explain those differences or quantify their impact on the financial data included in this Red Herring Prospectus and it is urged that you consult your own advisors regarding such differences and their impact on our financial data. Accordingly, the degree to which the financial information included in this Red Herring Prospectus will provide meaningful information is entirely dependent on the reader’s level of familiarity with Indian accounting policies and practices, the Companies Act, Ind AS and the SEBI ICDR Regulations. Any reliance by persons not familiar with Indian accounting policies and practices on the financial disclosures presented in this Red Herring Prospectus should, accordingly, be limited. For risks relating to significant differences between Ind AS and other accounting principles, see “*Risk Factors – 62. Significant differences exist between Ind AS and other accounting principles, such as Indian GAAP, U.S. GAAP and IFRS, which investors may be more familiar with and may consider material to their assessment of our financial condition’ assessments of our financial condition*” beginning on page 51.

Unless the context otherwise indicates, any percentage amounts or ratios (excluding certain operational metrics), relating to the financial information of our Company in this Red Herring Prospectus have been calculated on the basis of our Restated Consolidated Financial Information.

Non-Generally Accepted Accounting Principles Financial Measures

Certain non-GAAP measures such as, EBITDA, Return on Net Worth, Return on Equity, Return on Capital Employed, Adjusted EBITDA, Adjusted EBITDA Margin and Net Asset Value Per Equity Share (“**Non-GAAP Measures**”) presented in this Red Herring Prospectus are a supplemental measure of our performance and liquidity that are not required by, or presented in accordance with, Ind AS, Indian GAAP, or IFRS. Further, these Non-GAAP Measures are not a measurement of our financial performance or liquidity under Ind AS, Indian GAAP, or IFRS and should not be considered in isolation or construed as an alternative to cash flows, profit/ (loss) for the year/ period or any other measure of financial performance or as an indicator of our operating performance, liquidity, profitability or cash flows generated by operating, investing or financing activities derived in accordance with Ind AS, Indian GAAP, or IFRS. In addition, these Non-GAAP Measures are not a standardised term, hence a direct comparison of similarly titled Non-GAAP Measures between companies may not be possible. Other companies may calculate the Non-GAAP Measures differently from us, limiting its usefulness as a comparative measure. Although the Non-GAAP Measures are not a measure of performance calculated in accordance with applicable accounting standards, our Company’s management believes that it is useful to an investor in evaluating us because it is a widely used measure to evaluate a company’s operating performance. See “*Risk Factors – 52. We have in this Red Herring Prospectus included certain non-*

GAAP financial and operational measures and certain other industry measures related to our operations and financial performance that may vary from any standard methodology that is applicable across the IT / ITES industry. We rely on certain assumptions and estimates to calculate such measures, therefore such measures may not be comparable with financial, operational or industry related statistical information of similar nomenclature computed and presented by other similar companies.” beginning on page 47.

Unless the context otherwise indicates, any percentage amounts, as set forth in “Risk Factors”, “Our Business” and “Management’s Discussion and Analysis of Financial Condition and Results of Operations” beginning on pages 24, 135 and 267, respectively, and elsewhere in this Red Herring Prospectus have been calculated on the basis of our Restated Consolidated Financial Information.

Currency and Units of Presentation

All references to:

- “AUD” or “A\$” are to the Australian Dollar, the official currency of Australia;
- “RM” or “MYR” are to the Malaysian ringgit, the official currency of Malaysia;
- “Rupees” or “₹” or “INR” or “Rs.” are to Indian Rupee, the official currency of the Republic of India; and
- “USD” or “US\$” are to United States Dollar, the official currency of the United States.

Our Company has presented certain numerical information in this Red Herring Prospectus in “million” units. One million represents 1,000,000 and one billion represents 1,000,000,000.

However, where any figures that may have been sourced from third-party industry sources are expressed in denominations other than millions, such figures appear in this Red Herring Prospectus in such denominations as provided in the respective sources.

In this Red Herring Prospectus, any discrepancies in any table between the total and the sums of the amounts listed are due to rounding off. All figures derived from our Restated Consolidated Financial Information in decimals have been rounded off to two decimal places. However, where any figures may have been sourced from third-party industry sources, such figures may be rounded off to such number of decimal places as provided in such respective sources.

Time

All references to time in this Red Herring Prospectus are to Indian Standard Time. Unless indicated otherwise, all references to a year in this Red Herring Prospectus are to a calendar year.

Exchange Rates

This Red Herring Prospectus contains conversion of certain other currency amounts into Indian Rupees that have been presented solely to comply with the SEBI ICDR Regulations. These conversions should not be construed as a representation that these currency amounts could have been, or can be converted into Indian Rupees, at any particular rate or at all.

The following table sets forth, for the periods indicated, information with respect to the exchange rate between the Rupee and the US\$ (in Rupees per US\$):

(Amount in ₹, unless otherwise specified)

Currency	As at *				
	June 30, 2023	March 31, 2023	June 30, 2022	March 31, 2022	March 31, 2021
1 AUD ⁽¹⁾	54.70	54.96	54.48	56.87	55.61
1 RM ⁽¹⁾	17.59	18.62	17.92	18.05	17.65
1 USD ⁽²⁾	82.04	82.22	78.94	75.81	73.50

(1) (Source: www.exchangerates.org.uk)

(2) (Source: www.fbil.org.in)

* If the reference rate is not available on a particular date due to a public holiday, exchange rates of the previous working day have been disclosed.

Industry and Market Data

Unless stated otherwise, industry and market data used in this Red Herring Prospectus has been obtained or derived from the report titled “Assessment of large-scale IT infrastructure demand in India”, December 2021 read with the first addendum to the report dated April 2023 and the second addendum to the report dated September 2023 prepared by CRISIL, which has been commissioned and paid by our Company for an agreed fee and publicly available information as well as other industry publications and sources. The CRISIL Report has been prepared at the request of our Company.

Industry publications generally state that the information contained in such publications has been obtained from publicly available documents from various sources believed to be reliable, but their accuracy, completeness and underlying assumptions

are not guaranteed, and their reliability cannot be assured. Accordingly, no investment decisions should be based on such information. The data used in these sources may have been re-classified by us for the purposes of presentation. Data from these sources may also not be comparable.

The extent to which the market and industry data used in this Red Herring Prospectus is meaningful depends on the reader's familiarity with and understanding of the methodologies used in compiling such data. There are no standard data gathering methodologies in the industry in which business of our Company is conducted, and methodologies and assumptions may vary widely among different industry sources. There can be no assurance that such third-party statistical, financial and other industry information is either complete or accurate. Accordingly, investment decision should not be based solely on such information.

Disclaimer of CRISIL Limited

This Red Herring Prospectus contains data and statistics from the CRISIL Report, available at <https://www.proteantech.in/ipo-offer-documents>, which is subject to the following disclaimer:

“CRISIL Research, a division of CRISIL Limited (CRISIL) has taken due care and caution in preparing this report (Report) based on the Information obtained by CRISIL from sources which it considers reliable (Data). However, CRISIL does not guarantee the accuracy, adequacy or completeness of the Data / Report and is not responsible for any errors or omissions or for the results obtained from the use of Data / Report. This Report is not a recommendation to invest / disinvest in any entity covered in the Report and no part of this Report should be construed as an expert advice or investment advice or any form of investment banking within the meaning of any law or regulation. CRISIL especially states that it has no liability whatsoever to the subscribers / users / transmitters/ distributors of this Report. Without limiting the generality of the foregoing, nothing in the Report is to be construed as CRISIL providing or intending to provide any services in jurisdictions where CRISIL does not have the necessary permission and/or registration to carry out its business activities in this regard. Protean e-Gov Technologies Limited will be responsible for ensuring compliances and consequences of non-compliances for use of the Report or part thereof outside India. CRISIL Research operates independently of, and does not have access to information obtained by CRISIL Ratings Limited / CRISIL Risk and Infrastructure Solutions Ltd (CRIS), which may, in their regular operations, obtain information of a confidential nature. The views expressed in this Report are that of CRISIL Research and not of CRISIL Ratings Limited / CRIS. No part of this Report may be published/reproduced in any form without CRISIL's prior written approval.”

None of our Subsidiaries, Directors and BRLMs are related parties of CRISIL Limited. For details of risks in relation to CRISIL Report, see *“Risk Factors – 18. Industry information included in this Red Herring Prospectus has been derived from an industry report exclusively commissioned by and paid for by us for the purposes of the Offer.”* beginning on page 35.

Notice to Prospective Investors in the United States

The Equity Shares have not been recommended by any U.S. federal or state securities commission or regulatory authority. Furthermore, the foregoing authorities have not confirmed the accuracy or determined the adequacy of this Red Herring Prospectus or approved or disapproved the Equity Shares. Any representation to the contrary is a criminal offence in the United States. In making an investment decision, investors must rely on their own examination of our Company and the terms of the Offer, including the merits and risks involved. The Equity Shares have not been and will not be registered under the U.S. Securities Act of 1933, as amended or any other applicable law of the United States and, unless so registered, may not be offered or sold within the United States except pursuant to an exemption from, or in a transaction not subject to, the registration requirements of the U.S. Securities Act and applicable state securities laws. Accordingly, the Equity Shares are being offered and sold (a) in the United States only to persons reasonably believed to be “qualified institutional buyers” (as defined in Rule 144A under the U.S. Securities Act) pursuant to Section 4(a) of the U.S. Securities Act and (b) outside the United States in offshore transactions as defined in and in compliance with Regulation S and the applicable laws of the jurisdiction where those offers and sales are made.

Notice to Prospective Investors in the European Economic Area and the United Kingdom

This Red Herring Prospectus has been prepared on the basis that all offers of Equity shares in Member States of the European Economic Area (“EEA”) (each a “Member State”) or the United Kingdom (“UK”) will be made pursuant to an exemption under the Prospectus Regulation from the requirement to produce a prospectus for offers of Equity Shares. The expression “Prospectus Regulation” means Regulation (EU) 2017/1129 of the European Parliament and Council EC (and amendments thereto). Accordingly, any person making or intending to make an offer within the EEA or the UK of Equity Shares which are the subject of the placement contemplated in the Draft Red Herring Prospectus should only do so in circumstances in which no obligation arises for our Company or any of the members of the BRLMs to produce a prospectus for such offer. None of our Company and the BRLMs have authorized, nor do they authorize, the making of any offer of Equity Shares through any financial intermediary, other than the offers made by the members of the Syndicate which constitute the final placement of Equity Shares contemplated in the Red Herring Prospectus.

Information to Distributors

Solely for the purposes of the product governance requirements contained within: (a) EU Directive 2014/65/EU on markets in financial instruments, as amended (“MiFID II”); (b) Articles 9 and 10 of Commission Delegated Directive (EU) 2017/593 supplementing MiFID II; and (c) local implementing measures (together, the “**MiFID II Product Governance**”).

Requirements”), and disclaiming all and any liability, whether arising in tort, contract or otherwise, which any “manufacturer” (for the purposes of the MiFID II Product Governance Requirements) may otherwise have with respect thereto, the Equity Shares have been subject to a product approval process, which has determined that such Equity Shares are: (i) compatible with an end target market of retail investors and investors who meet the criteria of professional clients and eligible counterparties, each as defined in MiFID II; and (ii) eligible for distribution through all distribution channels as are permitted by MiFID II (the “**Target Market Assessment**”). Notwithstanding the Target Market Assessment, “distributors” (for the purposes of the MiFID II Product Governance Requirements) (“**Distributors**”) should note that: the price of the Equity Shares may decline and investors could lose all or part of their investment; the Equity Shares offer no guaranteed income and no capital protection; and an investment in the Equity Shares is compatible only with investors who do not need a guaranteed income or capital protection, who (either alone or in conjunction with an appropriate financial or other adviser) are capable of evaluating the merits and risks of such an investment and who have sufficient resources to be able to bear any losses that may result therefrom. The Target Market Assessment is without prejudice to the requirements of any contractual, legal, or regulatory selling restrictions in relation to the Offer. For the avoidance of doubt, the Target Market Assessment does not constitute: (a) an assessment of suitability or appropriateness for the purposes of MiFID II; or (b) a recommendation to any investor or group of investors to invest in, or purchase, or take any other action whatsoever with respect to the Equity Shares. Each Distributor is responsible for undertaking its own target market assessment in respect of the Equity Shares and determining appropriate distribution channels.

FORWARD-LOOKING STATEMENTS

This Red Herring Prospectus contains certain “forward-looking statements”. These forward-looking statements generally can be identified by words or phrases such as “aim”, “anticipate”, “are likely”, “believe”, “continue”, “can”, “could”, “expect”, “estimate”, “intend”, “may”, “likely”, “objective”, “plan”, “propose”, “project”, “seek”, “will”, “will continue”, “will pursue” or other words or phrases of similar import. Similarly, statements that describe our strategies, objectives, plans or goals are also forward-looking statements. All statements regarding our expected financial conditions, results of operations, business plans and prospects are forward-looking statements. All forward-looking statements are subject to risks, uncertainties, expectations and assumptions about us that could cause actual results to differ materially from those contemplated by the relevant forward-looking statement. All statements in this Red Herring Prospectus that are not statements of historical fact are ‘forward – looking statements’.

Actual results may differ materially from those suggested by forward-looking statements due to risks or uncertainties associated with expectations relating to and including, regulatory changes pertaining to the industries in India and other overseas jurisdictions in which we operate and our ability to respond to them, our ability to successfully implement our strategy, our growth and expansion, technological changes, our exposure to market risks, general economic and political conditions in India which have an impact on its business activities or investments, the monetary and fiscal policies of India, inflation, deflation, unanticipated turbulence in interest rates, foreign exchange rates, equity prices or other rates or prices, the performance of the financial markets in India and globally, changes in domestic laws, regulations and taxes and changes in competition in the industries in which we operate and incidence of any natural/manmade calamities and/or acts of violence.

Certain important factors that could cause actual results to differ materially from our expectations include, but are not limited to, the following:

- Dependence on projects awarded by government entities and agencies and our relationship with GoI entities exposes us to risks inherent in doing business with them, which may adversely affect our business, results of operations and financial condition.
- Inability to provide business solutions that meet our clients’ requirements.
- Any interruption or breakdown in telecommunications and information technology systems, networks and third party infrastructure we rely on or our technical systems.
- Failure to anticipate and develop new services and enhance existing services in order to keep pace with rapid changes in technology and in the industries on which we focus.
- If our pricing structures do not accurately anticipate the cost, complexity and duration of our work, then our contracts could be unprofitable.
- Spending significant time and resources prior to earning associated revenues on account of lengthy sales cycle.

For further details regarding factors that could cause actual results to differ from expectations, see “*Risk Factors*”, “*Industry Overview*”, “*Our Business*” and “*Management’s Discussion and Analysis of Financial Condition and Results of Operations*” beginning on pages 24, 101, 135 and 267, respectively. By their nature, certain market risk disclosures are only estimates and could be materially different from what actually occurs in the future. As a result, actual gains or losses could materially differ from those that have been estimated.

There can be no assurance to Bidders that the expectations reflected in these forward-looking statements will prove to be correct. Given these uncertainties, Bidders are cautioned not to place undue reliance on such forward-looking statements and not to regard such statements to be a guarantee of our future performance.

Forward-looking statements reflect current views as of the date of this Red Herring Prospectus and are not a guarantee of future performance. These statements are based on our management’s beliefs and assumptions, which in turn are based on currently available information. Although we believe the assumptions upon which these forward-looking statements are based are reasonable, any of these assumptions could prove to be inaccurate, and the forward-looking statements based on these assumptions could be incorrect. Neither our Company, our Directors, the Selling Shareholders, the Syndicate nor any of their respective affiliates have any obligation to update or otherwise revise any statements reflecting circumstances arising after the date hereof or to reflect the occurrence of underlying events, even if the underlying assumptions do not come to fruition.

In accordance with the SEBI ICDR Regulations, our Company, and the Book Running Lead Managers will ensure that the Bidders in India are informed of material developments until the time of the grant of listing and trading permission by the Stock Exchange for the Offer.

In accordance with regulatory requirements including requirements of SEBI and as prescribed under applicable law, each of the Selling Shareholders shall, severally and not jointly, ensure that the Bidders in India are informed of material developments, in relation to statements and undertakings specifically undertaken or confirmed by it in relation to itself as a Selling Shareholder

and its respective portion of the Offered Shares in this Red Herring Prospectus until the time of the grant of listing and trading permission by the Stock Exchange. Only statements and undertakings which are specifically confirmed or undertaken by each Selling Shareholder in relation to itself as a Selling Shareholder and its respective portion of the Offered Shares, in this Red Herring Prospectus shall be deemed to be statements and undertakings made by such Selling Shareholder.

SUMMARY OF THE OFFER DOCUMENT

The following is a general summary of the terms of the Offer and is not exhaustive, nor does it purport to contain a summary of all the disclosures in this Red Herring Prospectus or all details relevant to prospective investors. This summary should be read in conjunction with, and is qualified in its entirety by, the more detailed information appearing elsewhere in this Red Herring Prospectus, including “Risk Factors”, “The Offer”, “Capital Structure”, “Objects of the Offer”, “Industry Overview”, “Our Business”, “Offer Procedure”, “Outstanding Litigation and Material Developments” and “Description of Equity Shares and Terms of the Articles of Association” beginning on pages 24, 57, 72, 90, 101, 135, 330, 300 and 349, respectively.

Primary business of our Company

We are one of the key IT-enabled solutions companies in India (Source: CRISIL Report) engaged in conceptualizing, developing and executing nationally critical and population scale greenfield technology solutions. We collaborate with the government and have extensive experience in creating digital public infrastructure and developing innovative citizen-centric e-governance solutions. We were among the leading Indian companies in the e-governance sector in terms of profitability, operating income, operating profit and operating profit margin in Fiscal 2023 (Source: CRISIL Report) We have been instrumental in establishing public digital infrastructure and creating e-governance interventions impacting multiple sectors of the Indian economy.

Primary business of the industry in which our Company operates

E-governance is the use of ICT to conduct government business and provide public services. The strategic objective of e-governance is to support and simplify governance for all parties: government, citizens and businesses. The growth will be led by technology and platform upgradation, and e-governance initiatives of the central and state governments. E-governance aims to make interactions between government and citizens, government and business enterprises, and inter-agency relationships more friendly, convenient, transparent, and economical. (Source: CRISIL Report)

Names of our Promoters

Our Company is a professionally managed company and does not have any identifiable promoter in terms of the SEBI ICDR Regulations and the Companies Act.

Offer size

Offer of Equity Shares by way of the Offer for Sale⁽¹⁾⁽²⁾	Up to 6,191,000 Equity Shares aggregating up to ₹[●] million
of which:	
(i) Employee Reservation Portion⁽³⁾	Up to 150,000 Equity Shares for cash at a price of ₹[●] each, aggregating up to ₹[●] million
(ii) Net Offer	Up to [●] Equity Shares for cash at a price of ₹[●] each, aggregating up to ₹[●] million

- (1) The Offer has been authorized by a resolution of our Board of Directors at their meeting held on December 3, 2021. Our Board has taken on record the consents of the Selling Shareholders to participate in the Offer for Sale pursuant to its resolution dated October 25, 2023. For details of the consents of the Selling Shareholders in relation to the Offer for Sale, see “The Offer” beginning on page 57.
- (2) Each of the Selling Shareholders, severally and not jointly, confirms that the Equity Shares being offered by such Selling Shareholder have been held for a period of at least one year immediately preceding the date of filing the Draft Red Herring Prospectus with the SEBI, and are otherwise eligible for being offered for sale pursuant to the Offer in terms of the SEBI ICDR Regulations. The Selling Shareholders, severally and not jointly, confirm that they have authorised and consented to participate in the Offer for Sale, and to offer such number of Equity Shares aggregating up to ₹[●] million, in the manner disclosed in “The Offer” beginning on page 57.
- (3) The Employee Reservation Portion shall not exceed 5% of our post-Offer paid-up Equity Share capital. In the event of under-subscription in the Employee Reservation Portion, the unsubscribed portion will be available for allocation and Allotment, proportionately to all Eligible Employees who have Bid in excess of ₹200,000 (net of Employee Discount), subject to the maximum value of Allotment made to such Eligible Employee not exceeding ₹500,000 (net of Employee Discount). The unsubscribed portion, if any, in the Employee Reservation Portion (after allocation of up to ₹500,000, net of Employee Discount), shall be added to the Net Offer. Our Company and Selling Shareholders in consultation with the BRLMs, may offer a discount of up to [●]% on the Offer Price (equivalent of ₹[●] per Equity Share) to Eligible Employees bidding in the Employee Reservation Portion which shall be announced two Working Days prior to the Bid/Offer Opening Date. For further details, see the sections titled “Offer Procedure” and “Offer Structure” beginning on pages 330 and 326 respectively.

The Offer and Net Offer shall constitute [●]% and [●]% of the post Offer paid up Equity Share capital of our Company, respectively. For further details, see the sections titled “The Offer” and “Offer Structure” beginning on pages 57 and 326, respectively.

Objects of the Offer

The Selling Shareholders will be entitled to the entire proceeds of the Offer after deducting the Offer expenses and applicable taxes thereon. Our Company will not receive any proceeds from the Offer. The objects of the Offer are to achieve the benefits of listing the Equity Shares on the Stock Exchange and to carry out the Offer for Sale of up to 6,191,000 Equity Shares aggregating up to ₹[●] million by the Selling Shareholders. For further details, see “Objects of the Offer” beginning on page 90.

Aggregate pre-Offer shareholding of Selling Shareholders

The aggregate pre-Offer shareholding of the Selling Shareholders as a percentage of the pre-Offer paid-up equity share capital of our Company is set out below:

Sr. No.	Name of the Shareholder	No. of Equity Shares	Percentage of the pre-Offer paid up equity share capital (%)
1.	360 One Special Opportunities Fund (formerly known as IIFL Special Opportunities Fund)	2,894,507	7.16
2.	360 ONE Special Opportunities Fund – Series 2 (formerly known as IIFL Special Opportunities Fund – Series 2)	2,016,366	4.99
3.	360 ONE Special Opportunities Fund – Series 3 (formerly known as IIFL Special Opportunities Fund – Series 3)	933,293	2.31
4.	360 ONE Special Opportunities Fund – Series 4 (formerly known as IIFL Special Opportunities Fund – Series 4)	2,499,178	6.18
5.	360 ONE Special Opportunities Fund – Series 5 (formerly known as IIFL Special Opportunities Fund – Series 5)	1,947,396	4.81
6.	NSE Investments Limited	10,018,000	24.77
7.	Administrator of the Specified Undertaking of the Unit Trust of India	2,732,000	6.75
8.	HDFC Bank Limited	2,000,000	4.94
9.	Axis Bank Limited	2,000,000	4.94
10.	Deutsche Bank A.G.*	2,000,000	4.94
11.	Union Bank of India	1,125,000	2.78
	Total	30,165,740	74.57

*It is hereby clarified that the Mumbai branch office of Deutsche Bank A. G. is the shareholder in the Company and is acting as a Selling Shareholder.

Our Company is a professionally managed company and does not have any identifiable promoter, or promoter group.

For further details, see “Capital Structure” beginning on page 72.

Summary of Financial Information

A summary of the financial information of our Company as per the Restated Consolidated Financial Information is as follows: (in ₹ million)

Particulars	As of and for the period ended/ Fiscal				
	June 30, 2023	June 30, 2022	March 31, 2023	March 31, 2022	March 31, 2021
Equity share capital	404.21	403.84	404.21	403.84	401.39
Net Worth ⁽¹⁾	8,880.95	8,117.69	8,569.43	7,880.01	6,674.59
Revenue from operations	2,204.03	1,567.48	7,422.06	6,909.09	6,031.32
Profit after tax	322.11	212.71	1,070.42	1,439.37	921.87
Earnings per Equity Share					
- Basic	7.97*	5.27*	26.50	35.78	23.02
- Diluted	7.96*	5.26*	26.48	35.75	23.00
Net Asset Value Per Equity Share (₹)	219.71	201.01	212.00	195.13	166.29
Total borrowings (as per balance sheet)	Nil	Nil	Nil	Nil	Nil

*Not annualized

(1) “Net Worth” means the aggregate value of the paid up share capital and all reserves created out of profits and securities premium account and debit or credit balance of profit and loss account but does not include reserves created out of revaluation of assets, amalgamation reserve, foreign currency fluctuation reserve, other comprehensive income and non-controlling interest of the Company at the end of the year.

Qualifications by the Statutory Auditors which have not been given effect to in the Restated Consolidated Financial Information

The Restated Consolidated Financial Information do not contain any qualifications by the Statutory Auditors.

Outstanding litigations and material developments

A summary of outstanding litigation proceedings involving our Company, Subsidiaries and Directors and Group Company, as applicable, as of the date of this Red Herring Prospectus is provided below.

Name of entity	Criminal proceedings	Tax proceedings	Statutory or regulatory proceedings	Disciplinary actions including penalty imposed by the SEBI or Stock Exchanges against our Promoters	Material civil litigations#	Aggregate amount involved* (in ₹ million)
Company						
By the Company	Nil	Nil	Nil	Nil	1	433.96
Against the Company	Nil	71	1	Nil	2	1,792.74
Subsidiaries						
By the Subsidiaries	Nil	Nil	Nil	Nil	Nil	Nil
Against the Subsidiaries	Nil	8	Nil	Nil	Nil	0.17
Directors						
By our Directors	Nil	Nil	Nil	Nil	Nil	Nil
Against our Directors	Nil	Nil	Nil	Nil	Nil	Nil
Group Company						
By the Group Company	Nil	Nil	Nil	Nil	Nil	Nil
Against the Group Company	Nil	Nil	Nil	Nil	Nil	Nil

*To the extent quantifiable, excluding interest and penalty thereon.

For further details, see “*Outstanding Litigation and Material Developments*” beginning on page 300.

Risk factors

Bidders should see “*Risk Factors*” beginning on page 24 to have an informed view before making an investment decision.

Summary of contingent liabilities and commitments

The details of our contingent liabilities are set forth in the table below:

(in ₹ million)			
S. No.	Particulars	As at June 30, 2023	As at March 31, 2023
1.	On account of disputed demand raised by sales tax officer for MVAT and CST ⁽¹⁾	226.32	226.32
2.	Claims against the group not acknowledged as debts ⁽²⁾	9.90	9.90
3.	On account of demand raised by Income tax officer ⁽³⁾	13.63	13.63
	Total	249.85	249.85

Notes:

- Demand raised by sales tax officer for MVAT and CST payable on services provided by Group. The Group has filed an appeal before the Sales Tax Tribunal and paid a deposit of ₹ 14.20 million under protest. The amounts assessed as contingent liability do not include interest that could be claimed by the authorities. As per order of the tribunal dated January 28, 2022, it has quashed and set aside the order passed by the First Appellate Authority.
- MVAT payable to seller on purchase of Times Tower premises.
- Demand raised by Income tax officer is on account of disallowance of deduction claimed by our Company under Section 35AC and chapter VI-A of Income tax Act, 1961 in income tax return filed for Assessment Year 2016-17 pursuant to an order dated February 10, 2022. Our Company has filed rectification application as well as appeal to CIT(A) against said demand.

The details of commitments are set forth in the table below:

(in ₹ million)			
S. No.	Particulars	As at June 30, 2023	As at March 31, 2023
1.	Capital Commitments	Nil	19.90
2.	Other Commitments- Bank guarantee	110.00	78.67
	Total	110.00	98.57

For further details, see “*Restated Consolidated Financial Information – Annexure VI - Notes to the Restated Consolidated Financial Information - Note 31: Contingent liabilities*” and “*Restated Consolidated Financial Information – Annexure VI - Notes to the Restated Consolidated Financial Information - Note 30: Capital and other commitments*” beginning on page 250.

Summary of related party transactions

The summary of related party transactions entered into by us for the three months ended June 30, 2023, June 30, 2022 and for the financial years ended March 31, 2023, March 31, 2022, and March 31, 2021, as derived from the Restated Consolidated Financial Information are as set out in the table below:

(in ₹ million)

Nature of transactions	As of and for the period ended/Fiscal									
	June 30, 2023		March 31, 2023		June 30, 2022		March 31, 2022		March 31, 2021	
	Key Managerial Personnel	Entities having substantial interest	Key Managerial Personnel	Entities having substantial interest	Key Managerial Personnel	Entities having substantial interest	Key Managerial Personnel	Entities having substantial interest	Key Managerial Personnel	Entities having substantial interest
Dividend paid										
IIFL Special Opportunities Fund	Nil	Nil	Nil	120.00	Nil	Nil	Nil	108.00	Nil	540.00
NSE Investments Limited	Nil	Nil	Nil	10.02	Nil	Nil	Nil	90.16	Nil	450.80
Gagan Rai	Nil	Nil	Nil	Nil	Nil	Nil	Nil	Nil	2.76	Nil
Suresh Kumar Sethi	Nil	Nil	0.40	Nil	Nil	Nil	Nil	Nil	Nil	Nil
Jayesh Waman Sule	Nil	Nil	0.41	Nil	Nil	Nil	0.37	Nil	0.53	Nil
Tejas Desai	Nil	Nil	0.12	Nil	Nil	Nil	0.08	Nil	0.28	Nil
Maulesh Kantharia	Nil	Nil	0.04	Nil	Nil	Nil	0.02	Nil	0.07	Nil
Remuneration paid										
Gagan Rai	Nil	Nil	Nil	Nil	Nil	Nil	Nil	Nil	100.80	Nil
Suresh Kumar Sethi	20.69	Nil	48.78	Nil	6.54	Nil	41.64	Nil	2.10	Nil
Jayesh Waman Sule	16.55	Nil	32.87	Nil	5.14	Nil	38.15	Nil	28.70	Nil
Sudeep Bhatia	6.13	Nil	4.72	Nil	Nil	Nil	Nil	Nil	Nil	Nil
Tejas Desai	Nil	Nil	10.39	Nil	1.84	Nil	8.30	Nil	8.40	Nil
Maulesh Kantharia	1.50	Nil	3.96	Nil	0.80	Nil	3.61	Nil	3.00	Nil
Share based payment										
Gagan Rai	Nil	Nil	Nil	Nil	Nil	Nil	Nil	Nil	0.82	Nil
Suresh Kumar Sethi	15.80	Nil	2.68	Nil	1.00	Nil	9.95	Nil	5.98	Nil
Jayesh Waman Sule	12.95	Nil	0.59	Nil	0.23	Nil	0.34	Nil	0.43	Nil
Sudeep Bhatia	0.56	Nil	0.80	Nil	Nil	Nil	Nil	Nil	Nil	Nil
Tejas Desai	Nil	Nil	0.20	Nil	0.08	Nil	0.19	Nil	0.21	Nil
Maulesh Kantharia	Nil	Nil	0.08	Nil	Nil	Nil	0.07	Nil	0.08	Nil

For further details, see “Restated Consolidated Financial Information – Annexure VI – Notes to the Restated Consolidated Financial Information – Note 26: Related Party Transactions” beginning on page 243.

Financing arrangements

There have been no financing arrangements whereby our Directors and their relatives have financed the purchase by any other person of securities of our Company other than in the normal course of the business of the financing entity during the period of six months immediately preceding the date of this Red Herring Prospectus.

Further, our Company is a professionally managed company and does not have any identifiable promoter, or a promoter group.

Details of price at which specified securities were acquired by the Selling Shareholders, shareholders entitled with right to nominate directors or any other rights in the last three years preceding the date of this Red Herring Prospectus

No specified securities were acquired by the Selling Shareholders, shareholders entitled with right to nominate directors or any other rights in the last three years preceding the date of this Red Herring Prospectus.

Weighted average price at which the Equity Shares were acquired by the Selling Shareholders in the one year preceding the date of this Red Herring Prospectus

No Equity Shares were acquired by the Selling Shareholders in the one year preceding the date of this Red Herring Prospectus.

Weighted average cost of acquisition of all shares transacted in last one year, 18 months and three years preceding the date of this Red Herring Prospectus:

Period	Weighted average cost of acquisition per Equity Share (in ₹)*	Cap Price is 'x' times the weighted average cost of acquisition ^	Range of acquisition price per Equity Share (Lowest price –Highest price) (in ₹)*
Last one year preceding the date of this Red Herring Prospectus	Nil	[•]	Nil
Last 18 months preceding the date of this Red Herring Prospectus	Nil	[•]	Nil
Last three years preceding the date of this Red Herring Prospectus	Nil	[•]	Nil

*As certified by M/s S D T & Co., Chartered Accountants, by way of their certificate dated October 30, 2023.

^To be updated at Prospectus stage.

Weighted average price at which specified securities were acquired by the Selling Shareholders in the three years preceding the date of this Red Herring Prospectus

No specified securities were acquired by the Selling Shareholders in the three years preceding the date of this Red Herring Prospectus.

Average cost of acquisition of Equity Shares by the Selling Shareholders

The average cost of acquisition of Equity Shares held by the Selling Shareholders are set forth in the table below:

Name	Number of Equity Shares held	Average cost of acquisition per Equity Share (in ₹)
360 One Special Opportunities Fund (formerly known as IIFL Special Opportunities Fund)	2,894,507	950.10
360 ONE Special Opportunities Fund – Series 2 (formerly known as IIFL Special Opportunities Fund – Series 2)	2,016,366	950.10
360 ONE Special Opportunities Fund – Series 3 (formerly known as IIFL Special Opportunities Fund – Series 3)	933,293	950.10
360 ONE Special Opportunities Fund – Series 4 (formerly known as IIFL Special Opportunities Fund – Series 4)	2,499,178	950.10
360 ONE Special Opportunities Fund – Series 5 (formerly known as IIFL Special Opportunities Fund – Series 5)	1,947,396	950.10
NSE Investments Limited	10,018,000	55.00
Administrator of the Specified Undertaking of the Unit Trust of India	2,732,000	10.00
HDFC Bank Limited	2,000,000	49.50*
Axis Bank Limited	2,000,000	112.00*
Deutsche Bank A.G.#	2,000,000	49.50*
Union Bank of India	1,125,000	26.00*

* Calculated based on the Equity Shares held by the Selling Shareholder prior to giving effect to the Scheme of Arrangement.

It is hereby clarified that the Mumbai branch office of Deutsche Bank A. G. is the shareholder in the Company and is acting as a Selling Shareholder.

Our Company is a professionally managed company and does not have any identifiable promoter, or a promoter group.

Details of pre-IPO Placement

Our Company does not contemplate any issuance of Equity Shares as a pre-IPO placement.

Issue of Equity Shares for consideration other than cash in the last one year

Our Company has not issued any Equity Shares for consideration other than cash in the one year preceding the date of this Red Herring Prospectus.

Split / consolidation of Equity Shares in the last one year

Our Company has not undertaken a split or consolidation of the Equity Shares in the one year preceding the date of this Red Herring Prospectus.

Exemption from complying with any provisions of securities laws, if any, granted by Securities Exchange Board of India

Our Company has not sought any exemption from the Securities Exchange Board of India from complying with any provisions of securities laws, as on the date of this Red Herring Prospectus.

SECTION II: RISK FACTORS

An investment in equity shares involves a high degree of risk. Potential investors should carefully consider all the information in this Red Herring Prospectus, including the risks and uncertainties described below, before making an investment in the Equity Shares. The risks described below are not the only ones relevant to us or our Equity Shares, the industry in which we operate or to India. Additional risks and uncertainties, not currently known to us or that we currently do not deem material may also adversely affect our business, results of operations, cash flows and financial condition. If any or some combination of the following risks, or other risks that are not currently known or believed to be adverse, actually occur, our business, results of operations and financial condition could suffer, the trading price of, and the value of your investment in, our Equity Shares could decline and you may lose all or part of your investment. To the extent the COVID-19 pandemic adversely affects our business and financial results, it may also have the effect of heightening many of the other risks described in this section. In order to obtain a complete understanding of our Company and our business, prospective investors should read this section in conjunction with “Industry Overview”, “Our Business”, “Restated Consolidated Financial Information” and “Management’s Discussion and Analysis of Financial Condition and Results of Operations” on pages 101, 135, 195 and 267, respectively, as well as the other financial and statistical information contained in this Red Herring Prospectus. In making an investment decision, prospective investors must rely on their own examination of us and our business and the terms of the Offer including the merits and risks involved.

Potential investors should consult their tax, financial and legal advisors about the particular consequences of investing in the Offer. Unless specified or quantified in the relevant risk factors below, we are unable to quantify the financial or other impact of any of the risks described in this section. Prospective investors should pay particular attention to the fact that our Company is incorporated under the laws of India and is subject to a legal and regulatory environment, which may differ in certain respects from that of other countries.

This Red Herring Prospectus also contains certain forward-looking statements that involve risks, assumptions, estimates and uncertainties. Our actual results could differ from those anticipated in these forward-looking statements as a result of certain factors, including the considerations described below and elsewhere in this Red Herring Prospectus. For further information, see “Forward-Looking Statements” beginning on page 16.

Unless otherwise indicated or the context otherwise requires, the financial information for Fiscals 2021, 2022 and 2023 and the three months ended June 30, 2022 and June 30, 2023 included herein is derived from the Restated Consolidated Financial Information, included in this Red Herring Prospectus. For further information, see “Restated Consolidated Financial Information” beginning on page 195.

Unless otherwise indicated, industry and market data used in this section has been derived from industry publications, in particular, the report titled “Assessment of large-scale IT infrastructure demand in India” December 2021 read with the first addendum to the report dated April 2023 and the second addendum to the report dated September 2023 (the “CRISIL Report”), prepared and issued by CRISIL, appointed by us on May 12, 2021 and exclusively commissioned and paid for by us in connection with the Offer. A copy of the CRISIL Report is available on the website of our Company at <https://www.proteantech.in/ipo-offer-documents>. The data included herein includes excerpts from the CRISIL Report and may have been re-ordered by us for the purposes of presentation. There are no parts, data or information (which may be relevant for the proposed issue), that has been left out or changed in any manner. For more information, see “Risk Factors – 18. Industry information included in this Red Herring Prospectus has been derived from an industry report exclusively commissioned by and paid for by us for such purpose.” beginning on page 35. Also see, “Certain Conventions, Presentation of Financial, Industry and Market Data – Industry and Market Data” beginning on page 13.

Internal Risk Factor

- 1. We are substantially dependent on projects awarded by government entities and agencies and our relationship with GoI entities exposes us to risks inherent in doing business with them, which may adversely affect our business, results of operations and financial condition.**

Our business is currently substantially dependent on e-governance and other projects awarded by government establishments, including central, state and local authorities and agencies and public sector undertakings.

The table below provides details of revenues from operations from contracts and licences sourced from such government clients/bodies as a percentage of our revenue from operations in the corresponding periods:

Fiscal 2021		Fiscal 2022		Fiscal 2023		Three months ended June 30, 2022		Three months ended June 30, 2023	
Revenue from contracts	Percentage of revenue	Revenue from contracts	Percentage of revenue	Revenue from contracts	Percentage of revenue	Revenue from contracts	Percentage of revenue	Revenue from contracts	Percentage of revenue

and licences sourced from government clients/bodies (₹ million)	from operations (%)	and licences sourced from government clients/bodies (₹ million)	from operations (%)	and licences sourced from government clients/bodies (₹ million)	from operations (%)	and licences sourced from government clients/bodies (₹ million)	from operations (%)	and licences sourced from government clients/bodies (₹ million)	from operations (%)
4,364.75	72.37%	4,822.85	69.80%	5,381.58	72.51%	1,152.82	73.55%	1,651.62	74.94%

As we grow our operations, we may continue to be reliant on revenues generated from contracts entered with such government agencies. Any adverse changes in government policies and budgetary allocation resulting from a change in government policies or priorities, could materially and adversely affect our financing, capital expenditure, revenues, or operations relating to our existing and proposed projects as well as our ability to participate in competitive bidding or negotiations for our future projects. For instance, we were appointed as one of the registrars of UIDAI for the purpose of enrolment of residents for allotment of Aadhaar. However, our engagement under this project was concluded in Fiscal 2019 and has not been renewed further. Further, any change to the tax and pension schemes of the GoI could impact our ability to collect tax information for the TIN project and function as the central recordkeeping agency for the NPS.

Given that we derive a significant portion of our revenue from government entities or agencies, we are exposed to various additional risks inherent in doing business with them, which may adversely affect our business, results of operations and financial condition. These risks include:

- participation in contracts with government entities could subject us to stricter regulatory and testing requirements which may increase our compliance costs;
- execution of the detailed definitive documentation and agreements with government entities or agencies may take a significant amount of time and cause delays;
- cancellation of empanelment with government entities or agencies. For example, we were empanelled with EXIM Bank as a contractor for engineering, procurement, and construction – information technology services and this empanelment has since been discontinued, with all projects to be provided on a tender basis;
- delays in project implementation and key initiatives where we have invested significant costs;
- delays in recovery of service charges due to time taken to complete internal processes by such entities and agencies;
- inability to complete projects in a timely manner;
- levy of liquidated damages due to our execution delays, which may adversely affect our profit margins;
- contracts with government entities or agencies are awarded to the lowest bidder that meets technical conditions of the tender, which makes winning such tenders difficult. In addition, if we have to lower our pricing in order to win tenders, it would exert pressure on our margins;
- the tender process is long and may be subject to significant delays and/or renegotiation of the terms of the bid or lowering the price for products and services included in the tender;
- political and economic factors such as pending elections, changes in leadership among key governmental decision makers, changes or delays in the implementation of government policies, revisions to tax policies can affect the number and terms of new government contracts signed;
- any disinvestment by the GoI of its shareholding in such entities could result in a change in business operations of such entities, which may impact existing or future business arrangements between our Company and such entities;
- terms and conditions of contracts, including requests for proposals and tenders tend to be more onerous and are often more difficult to negotiate than those for other commercial contracts; and
- in the event of any non-payment or delay in payment by such clients, we may be unable to make payments to our technology partners and other third-party contractors, who may initiate proceedings against our Company.

Further, payments from government entities or agencies may be, and have been, subject to delays, due to regulatory scrutiny and procedural formalities including with respect to determination on achievement of certain service milestones. To the extent that payments under our contracts with government entities are delayed, our cash flows may be impacted. Each of such risks may result in an adverse impact on our business, results of operation and financial condition.

2. *We may not be able to provide business solutions that meet our clients' requirements, which could lead to clients discontinuing their work with us, which in turn could harm our business.*

We provide e-governance solutions that meet business requirements and offer our capabilities and expertise to the Central government and respective state governments, regulators, financial and non-financial institutions to create large scale e-governance solutions.

The table below provides details of revenue generated from our IT enabled e-governance services as a percentage of our revenue from operations in the corresponding periods:

Fiscal 2021		Fiscal 2022		Fiscal 2023		Three months ended June 30, 2022		Three months ended June 30, 2023	
Revenue from IT enabled e-governance services (₹ million)	Percentage of revenue from operations (%)	Revenue from IT enabled e-governance services (₹ million)	Percentage of revenue from operations (%)	Revenue from IT enabled e-governance services (₹ million)	Percentage of revenue from operations (%)	Revenue from IT enabled e-governance services (₹ million)	Percentage of revenue from operations (%)	Revenue from IT enabled e-governance services (₹ million)	Percentage of revenue from operations (%)
6,031.32	100.00%	6,909.09	100.00%	7,422.06	100.00%	1,567.48	100.00%	2,204.03	100.00%

In recent years, we have been expanding the nature and scope of our engagements by extending the breadth of solutions and services that we offer, which include, for example, system integration services, data management, recordkeeping services, business process re-engineering, development of solutions architecture, data centre co-location services, managed services, digital design and analytics services, cloud related services, application development and maintenance, consulting and security and infrastructure management.

The increased breadth of our service offerings may result in larger and more complex client projects. This will require us to establish closer relationships with our clients and potentially with other technology service providers and vendors and require a more thorough understanding of our clients' operations. Our ability to establish these relationships will depend on a number of factors including the proficiency of our technology professionals and our management personnel. We may face challenges to successfully diversify and develop our services in response to evolving trends and demands may adversely affect our growth and negatively impact our profitability. Our service offerings may fail to accurately address our clients' or users requirements and may not generate the returns as anticipated. We may be required to discontinue such offering and we may not be able to recover the expenses incurred in developing and launching such offerings. For instance, our EZEELWILL service was launched in 2015 and was subsequently discontinued in 2019. Similarly, some of our offerings under NSDL GST services are intended to be phased out. There can be no assurance that there not be other services that will be discontinued in future. Thus, if we are unable to attain a thorough understanding of our clients' operations, our service offerings may not effectively meet client needs and jeopardize our client engagements, which may negatively impact our revenues and financial condition.

The table below provides details of our expenses on repairs and maintenance of computers, trading and telecommunication system as a percentage of our revenue from operations in the corresponding periods:

Fiscal 2021		Fiscal 2022		Fiscal 2023		Three months ended June 30, 2022		Three months ended June 30, 2023	
Amount (₹ million)	Percentage of revenue from operations (%)	Amount (₹ million)	Percentage of revenue from operations (%)	Amount (₹ million)	Percentage of revenue from operations (%)	Amount (₹ million)	Percentage of revenue from operations (%)	Amount (₹ million)	Percentage of revenue from operations (%)
529.90	8.79%	661.15	9.57%	895.15	12.06%	190.18	12.13%	261.11	11.85%

We are also faced with the risk that we be unable to manage the scale of increased operational load given that we handle large projects. Any inability to manage the scale of operations could cause clients to lose confidence in our offerings and may choose not to use our products or services. Further, it may also adversely impact our reputation as a provider of large scale solutions which may in turn adversely impact our financial condition and results of operations. Larger projects often involve multiple components, engagements or stages, and a client may choose not to retain us for additional stages or may cancel or delay additional planned engagements for various reasons unrelated to the quality of our services and outside of our control, such as the business or financial condition of our clients or the economy in general. Further, at the end of the term of the project, we may be required to participate in a fresh tender process for the existing project. In the event, we are unable to bid competitively or are not re-appointed, our financial condition, cash flows and results of operation could be adversely impacted. These terminations, cancellations or delays may make it difficult to plan for project resource requirements, which may have a negative impact on our profitability. Additionally, the business departments of our clients are increasingly making or influencing technology-related buying decisions. If we are unable to establish business relationships with these new buying centers, or if we are unable to articulate the value of our technology services to these business functions, our revenues may be adversely impacted.

3. We rely on telecommunications and information technology systems, networks and third party infrastructure to operate our business and any interruption or breakdown in such systems, networks or infrastructure of the third parties we rely on or our technical systems could impair our ability to effectively deliver our products and services.

Our business is technology driven, and we rely on information technology and telecommunications systems and networks and related infrastructure. As such, our business operations and quality of our service depend on the efficient and uninterrupted operation and reliability of telecommunications and information technology systems and networks and related infrastructure. Our systems are vulnerable to damage or interruption as a result of natural disasters, power loss, telecommunications failure,

technical failures, undetected errors or viruses in our software, corruption or loss of electronically stored data, disruption in communications access or infrastructure, electronic intrusion attempts, break-ins, sabotage, vandalism and other similar events. We cannot assure that our back-up and disaster recovery measures and business continuity planning would effectively eliminate or alleviate the risks arising from the above contingencies. In addition, our systems and software developed internally may contain undetected errors, defects or bugs, which we may not be able to detect and repair, in time or in a cost-effective manner, or at all. In such circumstances, we may be liable for all costs and damages, as we would not be entitled to any indemnification or warranty which we may have been provided if we had obtained such systems or software from third party professional providers. Any damage to or failure of our systems could lead to loss of data or interruptions or delays, thereby impairing our ability to effectively provide our services. While there have been no instances of any data breach in the last three Fiscals and in the three months ended June 30, 2022 and June 30, 2023, we cannot assure you that such instances may not happen in future.

We may also face cyber threats such as (i) phishing and trojans - targeting our clients, wherein fraudsters send unsolicited mails to our clients seeking account sensitive information or to infect client machines to search and attempt ex-filtration of account sensitive information; (ii) hacking – wherein attackers seek to hack into our platform with the primary intention of causing reputational damage to us by disrupting services; (iii) data theft – wherein cyber criminals may attempt to intrude into our network with the intention of stealing our data or information; and (iv) advanced persistent threat – a network attack in which an unauthorized person gains access to our network and remains undetected for a long period of time with an intention to steal our data or information rather than to cause damage to our network or organization.

In addition, we rely upon cloud hosting service providers, which provides a distributed computing infrastructure platform for business operations, to operate certain aspects of our services, including our big data analytics application, and certain environments for development testing, training and demonstrations. Given this, along with the fact that we cannot easily switch our operations to another cloud provider, any disruption of or interference with our use of cloud servers would impact our operations and our business could be adversely impacted.

4. Our business will suffer if we fail to anticipate and develop new services and enhance existing services in order to keep pace with rapid changes in technology and in the industries on which we focus.

The technology services market is characterized by rapid technological change, evolving industry standards, changing client preferences and new product and service introductions. Our future success will depend on our ability to anticipate these advances and develop new product and service offerings to meet client needs. We may fail to anticipate or respond to these advances on a timely basis, or, if we do respond, the services or technologies that we develop may not be successful in the marketplace. We have recently introduced, and propose to introduce, several new solutions involving artificial intelligence-based automation, blockchain, IoT, machine learning and other technologies. The complexity of these solutions, our inexperience in developing or implementing them and significant competition in the markets for these solutions may affect our ability to market these solutions successfully. In addition, the development of some of the services and technologies may involve significant upfront investments and the failure of these services and technologies may result in our inability to recoup some or all of these investments. Further, better or more competitively priced products, services or technologies that are developed by our competitors may render our services non-competitive or obsolete. Any future pandemic and the resultant economic downturn may result in reduced expenditure on ideating, incubating, developing and marketing new service offerings. This may in turn affect our long-term growth prospects.

5. If our pricing structures do not accurately anticipate the cost, complexity and duration of our work, then our contracts could be unprofitable.

We negotiate pricing terms with our clients utilizing a range of pricing structures and conditions. Depending on the particular contract, we may use cost / project based pricing, transaction or services based pricing or hybrid model with features of both pricing models. Our pricing is highly dependent on the client and our internal forecasts and predictions about our projects and the marketplace.

In accordance with the bid documents, we offer a portion of our services on a pre-agreed lump sum / milestone based fee payment following completion of a defined set of activities / activities by our Company in line with the service level parameters agreed between the parties. We bear the risks of cost overruns, including increased costs of third parties, completion delays and wage inflation in connection with these projects, which may have a material adverse effect on our profitability.

There is a risk that we will underprice our contracts, fail to accurately estimate the duration, complexity and costs of performing the work or fail to accurately assess the risks associated with potential contracts. The risk is greatest when pricing our outsourcing contracts, as many of our outsourcing projects entail the coordination of operations and workforces in multiple locations, utilizing workforces with different skill sets and competencies across geographically-distributed service centers. Our pricing, cost and profit margin estimates on outsourced work frequently include anticipated long-term cost savings from transformational initiatives and other endeavors that we expect to achieve and sustain over the life of the outsourcing contract, but may not generate revenue in the short term.

We may also fail to obtain renewals or provide ongoing services, the loss of which prevents us from realizing from long-term

cost savings. In particular, any increased or unexpected costs, or wide fluctuations compared to our original estimates, delays or failures to achieve anticipated cost savings, or unexpected risks we encounter in connection with the performance of this work, including those caused by factors outside our control, could make these contracts less profitable or unprofitable, which could have an adverse effect on our profit margin. For example, external conditions such as reduced economic activity or any pandemic may affect the rate of client spending, including through increased requests by clients for price discounts and adverse impacts on our ability to provide on-site services to our clients or delays to the provisioning of our offerings, could adversely affect our future revenues, operating results and overall financial performance.

6. *Our client contracts can typically be terminated without cause, which could negatively impact our revenues and profitability.*

Our clients typically retain us on a non-exclusive, project-by-project basis. Many of our client contracts that are on a cost / project based model, on transaction / services based model or hybrid model, can be terminated with or without cause, between 30-days' and 90-days' notice. Our business is dependent on the decisions and actions of our clients, and there are a number of factors relating to our clients that are outside of our control, which might lead to termination of a project or the loss of a client, including:

- financial difficulties for a client including limited access to the credit markets, insolvency or bankruptcy;
- a change in strategic priorities, resulting in a reduced level of technology spending;
- a demand for price reductions; or an unwillingness to accept higher pricing due to various factors such as higher wage costs, higher cost of doing business;
- a change in outsourcing strategy by moving more work to the client's in-house technology departments or to our competitors;
- mergers and acquisitions;
- consolidation of technology spending by a client, whether arising out of mergers and acquisitions, or otherwise;
- sudden ramp-downs in projects due to an uncertain economic environment; or

Larger projects may involve multiple engagements or stages, and there is a risk that a client may choose not to retain us for subsequent stages or may cancel or delay subsequent planned engagements. Further, we may not be able to sell additional services to our existing clients. Termination of client relationships, particularly relationships with our significant clients, would have a material adverse effect on our business, results from operations and financial condition.

Further, any prolonged economic downturn may heighten the risk that certain of our clients may invoke termination clauses to reduce their expenditure which could in turn affect our growth and profitability. Our inability to control the termination of client contracts could have a negative impact on our financial condition and results of operations.

7. *We may become liable to our clients and lose clients if we have defects or disruptions in our service or if we provide poor service.*

We deliver some of our technology as a service, and errors or defects in the software applications underlying our services, or a failure of our hosting infrastructure, may make our services unavailable to our clients. Any errors, defects, disruptions in service or other performance problems with our services, whether in connection with the day-to-day operation of our services, upgrades or otherwise, could damage our clients' businesses.

Despite the implementation of security measures, the core of our network infrastructure is vulnerable to unauthorized access, computer viruses, equipment failure and other disruptive problems, including the following:

- we and our users may experience interruptions in service as a result of the accidental or malafide actions;
- unauthorized access may jeopardize the security of confidential information stored in our computer systems and our clients' computer systems including through phishing and hacking, which may result in liability to our clients and also may deter potential clients;
- we may face liability for transmitting to third parties viruses that damage or impair their access to computer networks, programs, data or information;
- there may be a systemic failure of Internet communications, leading to claims associated with the general unavailability of some of our products; or
- eliminating computer viruses and alleviating other security or technical problems may require interruptions, delays or cessation of service to our clients.

From time to time, our clients require our support teams to assist them in using our services effectively, help them in resolving post-deployment issues quickly and in providing ongoing support. If we do not devote sufficient resources or are otherwise unsuccessful in assisting our clients effectively in a timely manner or at all, it could adversely affect our ability to retain existing clients and could prevent prospective clients from adopting our services. If we have any errors, defects, disruptions in service or other performance problems with our services, our clients could elect not to renew our contract, or delay or withhold

payments to us and we could lose future sales. Further, our clients may make claims against us, which could result in an increase in our provision for doubtful accounts, an increase in collection cycles for accounts receivable or litigation costs. We may be unable to respond quickly enough to accommodate short-term increases in demand for client support. We also may be unable to modify the nature, scope and delivery of our client support to compete with changes in the support services provided by our competitors. Increased demand for client support, without corresponding revenue, could increase costs and adversely affect our reputation, business, results of operations and financial condition. Our sales are highly dependent on our business reputation and on positive recommendations from our clients. Any failure to maintain high-quality client support, or a market perception that we do not maintain high-quality client support, could adversely affect our reputation, business, results of operations and financial condition.

8. There are pending litigations against our Company. Any adverse decision in such proceedings may render us/them liable to liabilities/penalties and may adversely affect our business, results of operations, cash flows and reputation.

Certain legal proceedings involving our Company are pending at different levels of adjudication before various courts, tribunals and authorities. In the event of adverse rulings in these proceedings or consequent levy of penalties, we may need to make payments or make provisions for future payments, which may increase expenses and current or contingent liabilities and adversely affect our reputation.

A summary of outstanding litigation proceedings involving our Company as disclosed in “*Outstanding Litigation and Material Developments*” beginning on page 300, in terms of the SEBI ICDR Regulations and the materiality policy approved by our Board pursuant to a resolution dated October 6, 2023, as of the date of this Red Herring Prospectus is provided below:

Name of entity	Criminal proceedings	Tax proceedings	Statutory or regulatory proceedings	Disciplinary actions including penalty imposed by the SEBI or Stock Exchanges against our Promoters	Material civil litigations#	Aggregate amount involved* (in ₹ million)
Company						
By the Company	Nil	Nil	Nil	Nil	1	433.96
Against the Company	Nil	71	1	Nil	2	1,792.74
Subsidiaries						
By the Subsidiaries	Nil	Nil	Nil	Nil	Nil	Nil
Against the Subsidiaries	Nil	8	Nil	Nil	Nil	0.17
Directors						
By our Directors	Nil	Nil	Nil	Nil	Nil	Nil
Against our Directors	Nil	Nil	Nil	Nil	Nil	Nil
Group Company						
By the Group Company	Nil	Nil	Nil	Nil	Nil	Nil
Against the Group Company	Nil	Nil	Nil	Nil	Nil	Nil

*To the extent quantifiable, excluding interest and penalty thereon.

For further details see “*Outstanding Litigation and Material Developments*” beginning on page 300. We cannot assure you that any of the outstanding litigation matters will be settled in our favour, or that no additional liability will arise out of these proceedings.

Further, Skorydov Systems Private Limited has filed a petition under Section 9 of the Insolvency and Bankruptcy Code, 2016, before the National Company Law Tribunal, Mumbai for claiming alleged dues of ₹28.32 million (“**Claim**”) from our Company, in relation to the ‘NJRS Project’ (“**Petition**”). Our Company has filed the reply stating that the Petition is incomplete, contains false and incorrect information and does not satisfy requirements of the Insolvency and Bankruptcy Code, 2016 and also does not qualify as an operational creditor as represented to the National Company Law Tribunal, Mumbai. The Petition is currently sub-judice and the Claim is not above the materiality threshold in terms of the materiality policy adopted by the Board pursuant to the resolution dated August 17, 2021 read with resolution passed by the Board on October 6, 2023. Further, certain complaints in relation to the Claim and non-reporting of MSME dues on the MCA portal pertaining to the above subject matter have also been filed against our Company before BSE, RoC and SEBI, which have been duly responded to, by our Company

In addition to the above, we could also be adversely affected by complaints, claims or legal actions brought by persons, including before consumer forums or sector-specific or other regulatory authorities in the ordinary course or otherwise, in relation to our services, our technology and/or intellectual property, our branding or marketing efforts or campaigns or our policies. Actions

or claims may also be initiated against us for any health problems or other consequences caused by the products offered by our partners, including any ingredients in such products, or on account of any issues faced during delivery. There can be no assurance that such complaints or claims will not result in investigations, enquiries or legal actions by any regulatory authority against us.

9. Any delay in the collection of our dues and receivables from our clients may have a material and adverse effect on our results of operations and cash flows.

Our business depends on our ability to successfully collect payment from our clients of the amounts they owe us for work performed. In Fiscals 2021, 2022 and 2023 and in the three months ended June 30, 2022 and June 30, 2023, our debtor cycle based on closing balances was 120 days, 106 days, 103 days, 116 days and 89 days, respectively.

The table below provides details of our trade receivables as a percentage of our revenue from operations in the corresponding periods:

Fiscal 2021		Fiscal 2022		Fiscal 2023		Three months ended June 30, 2022		Three months ended June 30, 2023	
Amount of Trade Receivables (₹ million)	Percentage of revenue from operations (%)	Amount of Trade Receivables (₹ million)	Percentage of revenue from operations (%)	Amount of Trade Receivables (₹ million)	Percentage of revenue from operations (%)	Amount of Trade Receivables (₹ million)	Percentage of revenue from operations (%)	Amount of Trade Receivables (₹ million)	Percentage of revenue from operations (%)
2,075.60	34.41%	2,003.98	29.00%	2,088.62	28.14%	1,968.54	125.59%	2,195.66	99.62%

We cannot assure you that we will be able to accurately assess the creditworthiness of our clients and will be able to collect the dues in time.

Macroeconomic conditions could also result in financial difficulties for our clients, including limited access to the credit markets, insolvency or bankruptcy. Such conditions could cause clients to delay payment, request modifications of their payment terms, or default on their payment obligations to us, cause us to enter into litigation for non-payment, all of which could increase our receivables. In any such case, we might experience delays in the collection of, or be unable to collect, our client balances, and if this occurs, our results of operations and cash flows could be adversely affected. In addition, if we experience delays in billing and collection for our services, our revenue and cash flows could be adversely affected.

10. Our sales cycle is lengthy and depends upon many factors outside our control, and could cause us to spend significant time and resources prior to earning associated revenues.

The typical sales cycle for our products and services is lengthy and unpredictable, requires pre-purchase evaluation by a significant number of employees in our clients' organizations, and often involves a significant operational decision by our clients. Our sales efforts involve educating our clients about the use and benefits of our products and services, including the technical capabilities and the potential cost savings achievable by organizations deploying our products and services. Clients typically undertake a significant evaluation process, which frequently involves not only our services, but also those of our competitors and can result in a lengthy sales cycle.

Moreover, a purchase decision by a potential client typically requires the approval of several senior decision makers, including the boards of directors of our clients. Sales cycles vary across the services we offer. We spend substantial time, effort and money in our sales efforts without any assurance that our efforts will produce any sales. The lengthy and variable sales cycle may also have a negative impact on the timing of our revenues, causing our revenues and results of operations to vary significantly from period to period.

Further, in weaker economic environments, IT spending by clients is reduced. It may take several months, or even several quarters, for marketing opportunities to materialise. For example, if a client's decision to use our product is delayed or if the implementation of these products or implementation of a service takes longer than originally anticipated, the date on which we are able to recognise revenues from these products or services will be delayed. Such delays and fluctuations could cause our revenues and results of operation to fluctuate significantly across time periods, and we may not be able to adjust our costs quickly enough to offset such lower revenues, potentially adversely impacting our business, operating results and financial condition.

11. Our reputation could be at risk and we may be liable to our clients or to regulators for damages caused by inadvertent disclosure of confidential information and sensitive data.

We are dependent on our information technology networks and systems to process, transmit, host and securely store electronic information and to communicate among our locations and with our clients, suppliers and partners. We are often required to

collect and store sensitive or confidential client data. Security breaches, employee misappropriation, unauthorized access, human or technological error could lead to potential unauthorized disclosure of sensitive data, which in turn could jeopardize projects that are critical to the operations of our clients' businesses. The theft and/or unauthorized use or publication of our, or our clients', confidential information or other proprietary business information as a result of such an incident could adversely affect our reputation and competitive position. Any failure in the networks or computer systems used by us or our clients could result in a claim for substantial damages against us and significant reputational harm. Many of our client agreements do not limit our potential liability for breaches of confidentiality. Even if we are compliant with the industry standards, we may still not be able to prevent security breaches involving client transaction data. Any breach could cause clients to lose confidence in the security of our systems and choose not to use our products or services. Any security breach could expose us to risks of data loss, fines, litigation and liability and could seriously disrupt our operations and harm our reputation, any of which could adversely affect our business.

As a service provider servicing clients operating across a broad range of industries, we often have access to or are required to manage, utilize, collect and store sensitive data and may become subject to various regulatory regimes. These laws and regulations are increasing in complexity and number and change frequently. Scope and coverage of these regulations are vast and include various stakeholders that do not necessarily restrict applicability to a certain geography in which we operate, which may result in greater compliance risk and cost. If any person, including any of our employees, negligently disregards or intentionally breaches our established controls with respect to client or our data, or otherwise mismanages or misappropriates that data, we could be subject to significant litigation, monetary damages, regulatory enforcement actions, fines and/or criminal prosecution in addition to significant damage to our reputation. The monetary damages might not be subject to a contractual limit of liability or an exclusion of consequential or indirect damages and could be significant. In addition, our liability insurance, might not be sufficient in type or amount to cover us against claims related to security breaches, cyberattacks and other related breaches. Many of our contracts involve projects that are critical to the operation of our clients' businesses and provide benefits which may be difficult to quantify.

In addition, we collect and store personal information from clients in the course of doing business. The laws relating to protection of personal information have increased the costs of doing business and, if we fail to implement appropriate safeguards or we fail to detect and provide prompt notice of unauthorized access as required by some of these laws, we could be subject to potential claims for damages and other remedies. If we were required to pay any significant amounts in satisfaction of claims under these laws, or if we were forced to cease our business operations for any length of time as a result of our inability to comply fully with any such law, our business, operating results and financial condition could be adversely affected.

In addition the Digital Personal Data Protection Act, 2023 (the "**DPDPA Act**") which received the assent of the President of India on August 11, 2023, regulates the processing of personal data of individual users by data fiduciaries, and the maintenance of accuracy, security and storage of data by such fiduciaries. The DPDPA Act further mandates consents for use of personal data from individual users, and may enforce consents from minors to be obtained from their parents/guardians. Considering that personal data is likely to include in its definition, online payment-related data, the DPDPA Act, may drastically hamper our userbase thereby affecting our business, financial condition, results of operations and cash flows.

As part of our operations, we are required to comply with the IT Act and the rules thereof, which provide for civil and criminal liability including compensation to persons affected, penalties and imprisonment for various cyber-related offenses, including unauthorized disclosure of confidential information and failure to protect sensitive personal data. The GoI has implemented certain privacy laws, including the Information Technology (Reasonable Security Practices and Procedures and Sensitive Personal Data or Information) Rules 2011, which impose limitations and restrictions on the collection, use, disclosure and transfer of personal information. For further details, see "*Key Regulations and Policies in India*" beginning on page 161.

Any failure in a client's system or breaches of security, regardless of our responsibility for such failure, could result in a claim for substantial damages against us and force us to incur significant expense for our defense or could require that we pay large sums in settlement. If unauthorized access to or disclosure of such data in our possession or control occurs or we otherwise fail to comply with applicable laws and regulations in this regard, we could be exposed to civil or criminal enforcement actions and penalties in connection with any violation of applicable data protection laws, as well as lawsuits brought by our clients, or our clients users or others for breaching contractual confidentiality and security provisions or data protection laws. Laws and expectations relating to data protection continue to evolve in ways that may limit our access, use and disclosure of sensitive data, and may require increased expenditures by us or may dictate that we not offer certain types of services. Negative public opinion can result from our actual or alleged conduct in any number of activities, including but not limited to cybersecurity breaches, failures to safeguard personal information, corporate governance, sales and marketing practices, regulatory compliance, mergers and acquisitions, and actions taken by government regulators and community organizations in response to that conduct. Any actual or alleged conduct by one business that we operate can result in negative public opinion about other businesses that we operate. Although we take steps to minimize reputational risk in dealing with clients and end-customers, we are inherently exposed to this risk. In addition, third parties with whom we have important relationships may take actions over which we have limited control that could negatively impact perceptions about us or the sectors in which we serve. While there have been no material leakages in the last three Fiscals and in the three months ended June 30, 2022 and June 30, 2023, we cannot assure you that such material leakages may not happen in future.

The changed operating model to working from home due to the COVID-19 pandemic may increase the risk of confidential data breach as our employees will be accessing these data from home. While we have taken measures to implement suitable automated controls and educate our employees on the importance of security and the need to adhere to the highest levels of security standards, we may not be able to prevent all data breaches, there by resulting in loss of reputation or adverse financial impact due to resultant penalties or fines.

12. If we are unable to meet our service level commitments, our reputation and results of operation could suffer.

Our services and solutions are typically subject to stringent requirements, extensive technical specifications and other obligations, as specified by our clients in their respective agreements with us. Most of our client contracts provide that we maintain certain service level commitments to our clients. If we fail to meet our service level commitments, we may be contractually obligated to pay the affected client a financial penalty, which varies by contract, and the client may in some cases be able to terminate its contract. In addition, if such a failure were to occur, there can be no assurance that our clients will not seek other legal remedies that may be available to them, including:

- requiring us to provide free services;
- seeking damages for losses incurred; and
- termination or non-renewal of contracts.

Any of these events could materially increase our expenses or reduce our net revenue, which would have a material adverse effect on our reputation and results of operations. There may be situation where we may be unable to comply with service level commitments under our contracts on account of several factors including but not limited to changes in scope of the contracts, periodic revalidation of estimates and economic factors such has changes in tax laws or currency fluctuations. Our failure to meet our commitments could also result in substantial client dissatisfaction or loss. As a result of such client loss and other potential liabilities, our net revenue and results of operations could be materially and adversely affected. Our inability to meet our commitments in a timely manner or at all may also impact our ability to record our revenues which may adversely impact our results of operation, cash flows and financial condition.

Our clients may seek more favorable terms from us in our contracts, particularly in connection with clauses related to the limitation of our liability for damages resulting from unsatisfactory performance of services. Further, any damages resulting from such failure, particularly where we are unable to recover such damages in full from our insurers, may adversely impact our business, revenues and operating margins.

Further, our agreements also require us to indemnify our clients for losses arising out of, among other things, non-performance or breach of our obligations, infringement of intellectual property rights and gross negligence. In certain contracts, the liability could even extend beyond the contract value and for certain contracts, the capping of liability may not apply for instance in cases of security and/or data leakage, breach of confidentiality, customer claims of certain nature such as reputation loss, claims on account of breaches of regulations relating regulatory authorities, which are in the nature of consequential losses or indirect losses. We are also required under certain agreements to pay penalties and/or liquidated damages in the event of delays or other non-compliances.

Furthermore, we have provided performance bank guarantees under certain agreements to our clients in relation to our obligations. While there have not been any past instances of failure to perform our obligations under such agreements, including any non-compliance with such specifications, any such failure on our part in the future may lead to termination of the agreement, loss of business with such client, loss of reputation and loss of goodwill. Additionally, it could expose us to indemnity, monetary liability by way of penalties and liquidated damages and may further result in litigation proceedings, which could adversely affect our business, operations, our cash flows and financial condition.

13. Our business depends on a strong brand, and failing to maintain and enhance our brand would impact our ability to expand our business.

We have recently changed the name of our Company from NSDL e-Governance Infrastructure Limited to Protean eGov Technologies Limited. Accordingly, our business and prospects are dependent on our ability to develop, maintain and strengthen the “Protean” brand. If we do not continue to establish, maintain and strengthen our brand, we may lose the opportunity to offer our e-governance and other solutions. To promote our brand, we may be required to change our branding practices, which could result in substantially increased expenses, including the need to use traditional and social media. If we do not develop and maintain a strong brand, our business, prospects, financial condition and operating results will be materially and adversely impacted.

Our brand may be negatively impacted by a number of factors, including, among others, reputational issues and performance failures, some of which may be outside of our control. Any negative perception and publicity, whether or not justified, such as complaints in relation to quality of our services, could tarnish our reputation and reduce the value of our brand. Further, if we

fail to maintain and enhance the quality of our brand, our business and operating results may be materially and adversely affected. Maintaining and enhancing our brand will depend largely on our ability to remain a technology leader and continue to provide high quality, innovative services and solutions to our clients.



Our revenues are also influenced by brand marketing and advertising, amongst others. With respect to the new name and “Protean” brand, our Company has taken certain steps, including, (i) publication of newspaper advertisements with respect to the change of name; (ii) disclosure of the former name of our Company along with the current name on the website of our Company and at every office or place in which our Company carries out its business in accordance with applicable law; (iii) ongoing digital and social media campaigns through various advertising agencies; (iv) obtained registration of new domain names for our website, which is yet to be activated, to ensure the distinction of our Company’s name, logo and domain name from our former name i.e., ‘NSDL e-Governance Infrastructure Limited’. However, if our marketing and advertising programs aimed at establishing our new brand identity, amongst others, are unsuccessful or are not effective as intended, the results of our operations could be materially and adversely affected, and such advertising program shall be required to be continued for a period which is longer than originally envisaged, incurring significant costs for our Company. In addition, increased spending by our competitors on advertising and promotional activities or an increase in the cost of advertising in the markets in which we operate, could adversely affect our results of operations and financial condition. Moreover, a material decrease in our funds earmarked for advertising or an ineffective advertising campaign relative to that of our competitors, could also adversely affect our could have a material adverse effect on or business, results of operations, financial condition and prospects.

14. Our Company is neither associated with nor related to National Securities Depository Limited. Further, the business of our Company is not similar to that of National Securities Depository Limited.


Our Company was originally incorporated as ‘National Securities Depository Limited’ on December 27, 1995 as a public limited company under the Companies Act, 1956, and was granted the certificate of incorporation by the RoC. Our Company was issued a certificate for commencement of business dated February 8, 1996 by the RoC. Pursuant to the Scheme of Arrangement approved by the High Court of Judicature at Bombay *vide* its order dated November 2, 2012, the depository business comprising the depository services under the Depositories Act, stood transferred and vested in NSDL Depository Limited, an erstwhile wholly owned subsidiary of our Company, on a going concern basis. Subsequently, the name of our Company was changed from ‘National Securities Depository Limited’ to ‘NSDL e-Governance Infrastructure Limited’ and a fresh certificate of incorporation was issued on December 19, 2012 by the RoC. Subsequently, the name of our Company was changed from ‘NSDL e-Governance Infrastructure Limited’ to ‘Protean eGov Technologies Limited’ pursuant to a shareholders’ resolution dated October 28, 2021, to represent the full gamut of products and service offerings of the Company in the space of information technology solutions and extension into new markets, sectors and geographies, and a fresh certificate of incorporation was granted by the RoC on December 8, 2021. The change of name is reflective of our Company’s new identity, which is independent of its previous affiliations. For further information in relation to the Scheme of Arrangement and changes in the name of our Company, see “History and Certain Corporate Matters- Scheme of Arrangement between NSDL Depository Limited and our Company” beginning on page 167.

National Securities Depository Limited is a depository registered with SEBI. We are not engaged in the business of providing depository services under the Depositories Act and are not a SEBI-regulated entity. While the erstwhile name of our Company and certain intellectual property include “NSDL”, we are neither associated with nor related to National Securities Depository Limited. Our business differs almost entirely from that of National Securities Depository Limited. In order to ensure complete



disassociation from the “NSDL” brand, our Company has adopted a new logo and transferred, conveyed and assigned the trademarks  and  registered under classes 35 and 16, respectively (“Trademarks”), and assigned the domain names ‘nsdl.com’ and ‘nsdl.co.in’, to National Securities Depository Limited. In turn, our Company has been granted a license to use the Trademarks and the retained domain names for the limited purposes specified in the respective agreements, to ensure smooth transition and minimal disruption in the routine business activities.



Further, with respect to our new name and “Protean” logo , our Company has taken certain steps, to comply with applicable provisions of the Companies Act, including (i) publication of newspaper advertisements with respect to the change of name; (ii) disclosure of the former name of our Company along with the current name on the website of our Company and at every office or place in which our Company carries out its business in accordance with applicable law; and (iii) ongoing digital and social media campaigns through various advertising agencies; (iv) registration of new domain names for our website, which is live and is activated, to ensure alignment with the new brand identity and distinction of our Company’s name, logo and domain name from our former name *i.e.*, ‘NSDL e-Governance Infrastructure Limited’.

If the aforementioned steps taken by us towards ensuring such segregation or if our marketing and advertising programs aimed at establishing our new brand identity, amongst others, are unsuccessful or are not effective as intended, the public and third

parties may associate us or our business with that of National Securities Depository Limited. Any adverse developments or negative publicity in relation to National Securities Depository Limited could accordingly impact our reputation and image which in turn could have an adverse impact on our business, financial condition and results of our operation.

15. We may not meet the selection criteria set for high value contracts by the Government.

Selection as service provider for large government projects is undertaken through a tender process, and many of the bids in which we participate are subject to the satisfaction of certain eligibility conditions and performance standards. These include reputation, experience and sufficiency of financial resources. While we have satisfied pre-qualification criteria to bid for such projects in the past, there can be no assurance that we will be able to meet such criteria to bid for these and other similar projects in the future. We spend considerable time and resources in the preparation and submission of bids, and there can be no assurance that we will be awarded such contracts.

In addition, selection as service provider for these projects is undertaken through a tender process, and many of the bids in which we participate are subject to the satisfaction of certain eligibility conditions and performance standards. These include reputation, experience and sufficiency of financial resources, and quality accreditations and certifications associated with the services. In Fiscal 2023 and in the three months ended June 30, 2023, we have not been awarded any contracts or tenders. While we have satisfied pre-qualification criteria to bid for such projects in the past, there can be no assurance that we will be able to meet such criteria to bid for these and other similar projects in the future.

In addition, government conducted tender processes may be subject to change in qualification criteria, unexpected delays and uncertainties. In the event that new projects which have been announced and which we intend to bid for are not put up for bidding within the announced timeframe, or qualification criteria are modified such that we are unable to qualify, our business, prospects, financial condition, cash flows and results of operations could be materially and adversely affected. Our ongoing projects have been awarded to us for a definite term and the relevant authorities may float tenders for such projects after expiry of the current term. There can be no assurance that we will be awarded such projects at the end of the tender process. Further, in situations where our bids have been successful, there may be delays in award of the projects, which may result in us having to retain resources which remain unallocated, thereby adversely affecting our financial condition and results of operations.

16. Some aspects of our platform include open source software, and our use of open source software could negatively affect our business, results of operations, financial condition, and future prospects.

Aspects of certain of our core services such as PIN, TIN, CRA and identity based services include software covered by open source licenses. The terms of various open source licenses have not been interpreted by Indian courts, and there is a risk that such licenses could be construed in a manner that imposes unanticipated conditions or restrictions on our platform. In such an event, we could be required to re-engineer all or a portion of our technologies, seek licenses from third parties in order to continue offering our products, discontinue the use of our platform in the event re-engineering cannot be accomplished, or otherwise be limited in the licensing of our technologies, each of which could reduce or eliminate the value of our technologies. If portions of our proprietary software are determined to be subject to an open source license, we could also be required to, under certain circumstances, publicly release or license, at no cost, our products that incorporate the open source software or the affected portions of our source code, which could allow our competitors or other third parties to create similar products and services with lower development effort, time, and costs, and could ultimately result in a loss of transaction volume for us. We ensure upgrades and patches are available periodically for open source software used and availability is ensured by means of provisioning multiple instances of servers where open source software is installed. As an additional measure, periodic vulnerability assessments are carried out in order to verify that no security vulnerability remains unmitigated on servers where open source software is installed. We cannot ensure that we have not incorporated open source software in our software in a manner that is inconsistent with the terms of the applicable license or our current policies, and we may inadvertently use open source in a manner that we do not intend or that could expose us to claims for breach of contract or intellectual property infringement, misappropriation, or other violation. If we fail to comply, or are alleged to have failed to comply, with the terms and conditions of our open source licenses, we could be required to incur significant legal expenses defending such allegations, be subject to significant damages, be enjoined from the sale of our products and services, and be required to comply with onerous conditions or restrictions on our products and services, any of which could be materially disruptive to our business.

In addition to risks related to license requirements, usage of open source software can lead to greater risks than use of third-party commercial software because open source licensors generally do not provide warranties or other contractual protections regarding infringement, misappropriation, or other violations, the quality of code, or the origin of the software. Many of the risks associated with the use of open source software cannot be eliminated and could adversely affect our business, results of operations, financial condition, and future prospects. For instance, open source software is often developed by different groups of programmers outside of our control that collaborate with each other on projects. As a result, open source software may have security vulnerabilities, defects, or errors of which we are not aware. Even if we become aware of any security vulnerabilities, defects, or errors, it may take a significant amount of time for either us or the programmers who developed the open source software to address such vulnerabilities, defects, or errors, which could negatively impact our products and services, including by adversely affecting the market's perception of our products and services, impairing the functionality of our products and services, delaying the launch of new products and services, or resulting in the failure of our products and services, any of which

could result in liability to us, our vendors and service providers. Further, our adoption of certain policies with respect to the use of open source software may affect our ability to hire and retain employees, including engineers.

17. *We may not be able to identify, monitor and manage risks or effectively implement our risk management policies.*

The effectiveness of our risk management is affected by the quality and timeliness of available data. We have devoted significant resources to develop and implement our risk management policies and procedures and intend to continue doing so in the future. We have policies and procedures in place to measure, manage and control the various risks to which we are exposed, which include our resource planning and asset management policy, credit policy, whistle blower and vigilance mechanism, fair practices code, grievance redressal policy, internal guidelines on corporate governance, fraud prevention policy, investment policy, risk management policy, and anti-money laundering policy.

Our Board of Directors and the Risk Management Committee review our risk management policies from time to time. We also depend on our information technology systems to assist us with our risk management functions. However, our policies and procedures to identify, monitor and manage risks may not be fully effective. Some of our risk management processes may not be automated and subject to human error. Some of our methods of managing risks are based on the use of observed historical market behaviour and may not accurately predict future risk exposures, which could be significantly greater than those indicated by the historical measures. In addition, as we seek to expand the scope of our operations, we also face the risk of inability to develop commensurate risk management policies and procedures. Other risk management methods depend upon an evaluation of information regarding the markets we operate in, the customers we service and certain other matters, which may not be accurate, complete, up-to-date or properly evaluated in all cases. Management of operational, legal or regulatory risks requires, among other things, policies and procedures to properly record and verify a number of transactions and events. Although we have established these policies and procedures, they may not be fully effective.

18. *Industry information included in this Red Herring Prospectus have been derived from an industry report exclusively commissioned by and paid for by us for the purposes of the Offer.*

We have availed the services of an independent third party research agency, CRISIL Limited, appointed by us on May 12, 2021 to prepare an industry report titled “Assessment of large-scale IT infrastructure demand in India” December 2021 read with the first addendum to the report dated April 2023 and the second addendum to the report dated September 2023, exclusively commissioned and paid for by us for purposes of inclusion of such information in this Red Herring Prospectus. Given the scope and extent of the CRISIL Report, disclosures are limited to certain excerpts and the CRISIL Report has not been reproduced in its entirety in this Red Herring Prospectus. The report is a paid report that has been commissioned by our Company and is subject to various limitations and based upon certain assumptions that are subjective in nature. Due to possibly flawed or ineffective collection methods or discrepancies between published information and market practice and other problems, the statistics herein may be inaccurate or may not be comparable to statistics produced for other economies and should not be unduly relied upon. Further, there is no assurance that they are stated or compiled on the same basis or with the same degree of accuracy as may be the case elsewhere. Statements from third parties that involve estimates are subject to change, and actual amounts may differ materially from those included in this Red Herring Prospectus.

In view of the foregoing, you may not be able to seek legal recourse for any losses resulting from undertaking any investment in the Offer pursuant to reliance on the information in this Red Herring Prospectus based on, or derived from, the CRISIL Report. You should consult your own advisors and undertake an independent assessment of information in this Red Herring Prospectus based on, or derived from, the CRISIL Report before making any investment decision regarding the Offer. See “Industry Overview” beginning on page 101. For the disclaimers associated with the CRISIL Report, see “Certain Conventions, Presentation of Financial, Industry and Market Data and Currency of Presentation – Disclaimer of CRISIL Limited” beginning on page 14.

19. *We do not have a diverse base of clients from whom we are awarded contracts and the loss of any client could have an adverse impact on our business, financial condition, results of operations and cash flows.*

We derive a significant portion of our revenues from limited number of clients. As of June 30, 2023, our primary engagement was with seven ministries of the Government of India across sectors such as finance, education, information technology, communications and broadcasting.

While we continue to source other clients and enter into other contracts, there can be no assurance that we will be able to entirely substitute the revenue generated from projects awarded from such clients in the event they do not renew their arrangements with us. Our clients may not renew their arrangements or may not continue to award contracts to us on a nomination basis, due to changes in government policy or budgetary allocation. A change in government policy or budgetary allocation may also affect the ability of these clients to perform their obligations under the contracts entered into with us. These and any other events that have an adverse impact on the operations or financial condition of these clients which would have a direct adverse impact on our revenues and results of operation.

20. We are engaged in conceptualizing, developing and executing nationally critical large scale greenfield technology projects and any inability to undertake these projects or satisfactorily deliver such projects could have an adverse impact on our business, financial condition, results of operations and cash flows. In addition, given the nature of such projects, we are required to collect and store sensitive personal data which could result in increased scrutiny from regulatory bodies and the government.

We are one of the key IT-enabled solution companies in India engaged in conceptualizing, developing and executing nationally critical and population scale greenfield technology solutions. Our ability to execute such products is dependent on a variety of factors including our ability to adapt to rapid technological change, evolving industry standards, changing client preferences and new product and service introductions. Our future success will depend on our ability to anticipate these advances and develop new product and service offerings to meet client needs. In addition, the complexity of these solutions, our inexperience in developing or implementing them and significant competition in the markets for these solutions may affect our ability to market these solutions successfully. In addition, the development of some of the services and technologies may involve significant upfront investments and the failure of these services and technologies may result in our inability to recoup some or all of these investments. Further, competitive pricing, additional services or newer technologies that may be developed by our competitors may render our services non-competitive or obsolete. All of these factors could impact our ability to develop and execute such large scale projects which could have an adverse impact on our business, financial condition, results of operations and cash flows.

Further, given the nature of the projects that we execute, we are required to manage, utilize, collect and store sensitive data which could subject us to increased scrutiny from regulatory bodies and the government. For further information, see “*Risk Factors – 11. Our reputation could be at risk and we may be liable to our clients or to regulators for damages caused by inadvertent disclosure of confidential information and sensitive data.*” beginning on page 31.

21. Our business, financial condition and results of operations may be materially adversely affected by global health epidemics, such as COVID-19 outbreak.

In late 2019, COVID-19, commonly known as the “novel coronavirus”, emerged and by March 11, 2020, was declared a global pandemic by the World Health Organization. Governments and municipalities around the world instituted measures in an effort to control the spread of COVID-19, including quarantines, shelter-in-place orders, school closings, travel restrictions, and closure of non-essential businesses. By the end of March, 2020 the macroeconomic impacts became significant, exhibited by, among other things, a rise in unemployment and market volatility.

Some of the specific consequent risks related to the occurrence of COVID-19 that have impacted our operations include:

- Our profitability may be marginally impacted as some clients have sought price reductions or discounts. Our revenue from operations was ₹ 6,031.32 million in Fiscal 2021. Our provision for doubtful debts was ₹ 292.00 million in Fiscal 2021 due to an increase in expected credit risk loss on long outstanding trade receivables;
- Our trade receivable turnover days were 120 days in Fiscal 2021 primarily due to the temporary disruptions in certain of our customers’ business operations caused by the COVID-19 outbreak;
- Many of our clients’ and business partners business operations have been negatively impacted due to the economic downturn, resulting in postponement, termination, suspension of some ongoing projects with us and/or reduced demand for our services and solutions;
- Restrictions on travel has impacted our ability to assign and deploy people at required locations and times to deliver contracted services, thereby impacting our revenue and/or profitability;
- Our ability to execute growth strategies and expand into new products and services;
- We incurred unanticipated costs in ensuring our offices are safe and hygienic workplaces for our employees; and to enable employees to work from home; and
- We incurred additional costs in procuring and deploying hardware assets and technology infrastructure and data connectivity charges for remote working.

In addition to the above, other consequent risks related to the occurrence of COVID-19 that may impact us in future are:

- Members of our management team and employees could contract COVID-19 and may be required to quarantine or be hospitalised;
- Restrictions on travel, marketing events and in-person client meetings may result in sub-optimal branding and delays in our sales and commercial processes, affecting our revenue;
- Clients may invoke contractual clauses and/or levy penalties if we are unable to meet project quality, productivity and schedule service level agreements due to our employees working remotely;
- Our profitability may be negatively impacted if we are unable to eliminate fixed or committed costs in line with reduced demand. Additionally, any sudden change in demand may impact utilization in short term thereby impacting margins;
- Uncertainty as to what conditions must be satisfied before the government authorities completely lift ‘stay-at-home’ orders, across various states in India;

- Our exposure to cyber security and data privacy breach incidents may increase due to a large number of employees working remotely. This in turn can hinder our ability to continue services and/or operations, impacting revenue, profitability and reputation; and
- Our ability to procure services may be impacted as some of our vendors may not be able to operate efficiently during a lockdown.

Further, our ability to ensure the safety of our workforce and continuity of operations while conforming with measures implemented by the central and state governments in relation to the health and safety of our employees may result in increased costs. In the event a member or members of our management team contract(s) COVID-19, our operations may be potentially affected. Risks arising on account of COVID-19 can also threaten the safe operation of our offices and impact the well-being of our employees.

22. *If we do not effectively manage our growth, including, among other things by improving our administrative, operational and financial processes and systems to manage our growth, the value of our shareholders' investment may be harmed.*

As part of our future growth strategy, we intend to leverage our experience in the e-governance services sector to empower communities to meet sustainable development goals, grow our revenues by creating and implementing open network solutions and focus on sectors with growth potential including healthcare, agriculture and education to implement integrated technology solutions. Our expected growth will continue to place significant demands on our management and other resources. This will require us to continue to develop and improve our operational, financial and other internal controls. As a result of our growing operations, we face and expect to continue to face challenges such as:

- recruiting, training and retaining sufficiently skilled technical, marketing and management personnel;
- maintaining an effective internal control system and properly educating and training employees to mitigate the risk of individuals engaging in unlawful or fraudulent activity or otherwise exposing us to unacceptable business risks;
- maintaining our high standards of service and levels of client satisfaction;
- developing and improving our internal administrative infrastructure, particularly our financial, operational, communications and other internal systems including data management in our IT applications and management information systems;
- preserving our culture, values and entrepreneurial environment;
- assimilating and integrating disparate IT systems, personnel and employment practices, and operations of acquired companies; and
- managing our procurement, supply chain and vendor management processes.

We cannot assure you that we will be able to execute our plans and, to the extent they proceed, that we will be able to complete them within our budget or desired timelines, achieve an adequate return on our investment or maintain current or prospective growth rates. Even if we are able to implement some or all of the initiatives of our business strategy successfully, our operating results may not improve to the extent we anticipate, or at all.


Even if we are successful in obtaining new business, failure to manage our growth could adversely affect our financial condition. We may experience extended periods of very rapid growth, and if we are not able to manage our growth effectively, our business and financial condition could materially suffer. Our growth may significantly strain our managerial, operational and financial resources and systems. To manage our growth effectively, we will have to continue to implement and improve our operational, financial and management controls, reporting systems and procedures. In addition, we must effectively expand, train and manage our employees. We will be unable to manage our businesses effectively if we are unable to alleviate the strain on resources caused by growth in a timely and successful manner.



23. *The prices that we can charge for our e-governance services are dependent on recommended or mandatory fees fixed under the terms of the agreements entered into with Central or State Governments.*

The prices that we charge for our services are fixed under the contracts we enter with Central or state government agencies. Reference prices of e-governance services or pricing limits imposed by the government may limit our ability to determine or revise the prices of the services we offer. Other than certain escalation terms, we have limited ability to determine the prices of the services we offer for our e-governance services. Further, the escalation clauses included in the agreements we have entered into may not be in line with inflation linked costs or even the actual increase in expenses incurred in our operations. This could have a material adverse effect on our business, results of operations, financial condition and prospects. Further, if the central and state governments implement mandatory pricing regimes, our margins could deteriorate which in turn could have a material adverse effect on our business, results of operations, financial condition and prospects.

24. *If we are unable to protect our intellectual property and proprietary information, or if we infringe the intellectual property rights of others, our business, financial condition, cash flows and results of operations may be adversely affected.*

As on the date of this Red Herring Prospectus, we have 18 registered trademarks under different trademark classes, including

registrations in respect of Vidyasaarathi and Vidya Lakshmi. This also includes our corporate logo . Our Company and NSDL have entered into a trademark assignment agreement dated October 12, 2022, which is valid for a period of three years from October 12, 2022, pursuant to which NSDL has granted to our Company, irrevocable non-transferable license to

use, the trademarks  and  (“Trademarks”) registered under classes 35 and 16, respectively, for, *inter alia*, (i) indicating the Company’s former name, i.e., “NSDL e-Governance Infrastructure Limited”; (ii) providing information about the Company’s corporate history, background and experience to governmental authorities, regulators and third parties (iii) marketing and branding campaigns and other activities conducted for the purposes of (i) and (ii); (iv) the purposes of operating the retained domain names; (v) other denominative purposes related to the above; and (vi) sublicensing the Trademarks to our Subsidiaries for residual purposes. For further information, see “*Our Business – Intellectual Property*” beginning on page 159. However, our pending trademark applications may be subject to governmental or third-party objection, which could prevent the maintenance or issuance of the same. We may not always be able to safeguard the same from infringement or passing off, both domestically and internationally, and may not be able to respond to infringement or passing off activity occurring without our knowledge. Our ability to compete effectively depends in part on our ability to protect our rights in intellectual property and our efforts to protect our intellectual property (including our reliance on trade secret laws) may not be adequate. Litigation may be necessary to protect and enforce our intellectual property rights, or to defend ourselves against claims by third parties that our business operations or use of our intellectual property infringe their intellectual property rights. Any litigation or claims brought by or against us could result in substantial costs and diversion of our resources. Unauthorized parties may infringe upon or misappropriate our trademarks or proprietary information. We may also be unable to renew registration of our domain names, and other parties could create an alternative domain name resembling ours that could be passed off as our domain name. A successful claim of trademark, copyright or other intellectual property infringement against us could prevent us from providing our service, which could harm our business, financial condition or results of operations.

We may not be aware of all intellectual property rights that our services or the products used to transmit or receive our services may potentially infringe. Certain of the services, products and technology provided to us by our third-party suppliers may utilize intellectual property belonging to other third-parties. We cannot assure you that our suppliers will not infringe on the intellectual property of third-parties by supplying us with their services, products or technology, or that our use of such services, products or technology from our suppliers will not cause us to infringe on the intellectual property rights of third-parties. Therefore, there can be no assurance that our services or the products used to transmit or receive our services will not infringe on intellectual property owned by third-parties. Further, third-parties, including our competitors, have or may in the future acquire intellectual property rights that cover or include those which we already use for our services and in the course of our business. To the extent that we are required to pay royalties to third-parties to whom we are not currently making payments, these increased costs of doing business could materially and adversely affect our operating results. Further, there can be no assurance that we or our suppliers would be able to obtain licenses from third-party owners of such intellectual property rights on commercially favorable terms or at all, and if we were unable to obtain such licenses, that we or our suppliers would be able to redesign our services or the products used to transmit or receive our services to avoid infringement. Any court-imposed penalties relating to violations of third-party intellectual property rights could have a material and adverse effect on our business, financial condition, results of operations and prospects.

We may not be aware of all intellectual property rights that our services or the products used to transmit or receive our services may potentially infringe. Certain of the services, products and technology provided to us by our third-party suppliers may utilize intellectual property belonging to other third-parties. We cannot assure you that our suppliers will not infringe on the intellectual property of third-parties by supplying us with their services, products or technology, or that our use of such services, products or technology from our suppliers will not cause us to infringe on the intellectual property rights of third-parties. Therefore, there can be no assurance that our services or the products used to transmit or receive our services will not infringe on intellectual property owned by third-parties. Further, third-parties, including our competitors, have or may in the future acquire intellectual property rights that cover or include those which we already use for our services and in the course of our business. To the extent that we are required to pay royalties to third-parties to whom we are not currently making payments, these increased costs of doing business could materially and adversely affect our operating results. Further, there can be no assurance that we or our suppliers would be able to obtain licenses from third-party owners of such intellectual property rights on commercially favorable terms or at all, and if we were unable to obtain such licenses, that we or our suppliers would be able to redesign our services or the products used to transmit or receive our services to avoid infringement. Any court-imposed penalties relating to violations of third-party intellectual property rights could have a material and adverse effect on our business, financial condition, results of operations and prospects.

25. We face competition from global and Indian enterprise solution companies and any increase in global competition or access to advanced technical knowhow or process by our competitors may adversely affect our business.

The market for e-governance and digital transformation services is rapidly evolving and is highly competitive. We expect that competition will continue to intensify. We face competition from global and Indian enterprise solution companies to a certain extent who use their resources and experience in a competitive manner, including by making acquisitions and investing large

amounts in R&D and pursuing aggressive marketing and sales initiatives. Currently, we are one of two companies providing PAN services in India on behalf of the GoI (*Source: CRISIL Report*). An entry of a new player in the future may increase competition, decrease our market share in that aspect, and impact our business, financial conditions and results of operation adversely.

The IT / ITES industry in which we operate is characterized by frequently changing client requirements due to dynamic business environment. We expect competition to intensify further as new entrants emerge in the industry due to available growth opportunities. To remain competitive, we believe we must continue to invest significant resources in research and development, sales and marketing and client support.

In addition, many of our competitors may have significantly greater engineering, technical, marketing and financial resources and capabilities than we have. These competitors may be able to respond more rapidly than we can to new or emerging technologies or changes in client requirements, including introducing a greater number and variety of products than we can.

We may in the future not be able to provide similar or better technology solutions than our competitors. Should there be any significant increase in global competition or if we are unable to deal with the changing market conditions, our business and operating results could be adversely affected.

26. Acquisitions, strategic investments, and other strategic transactions could result in operating difficulties and could harm our business.

We expect to continue to consider and evaluate potential strategic transactions as part of our overall business strategy, including, business combinations, acquisitions, and dispositions of certain businesses, technologies, services, products, and other assets; strategic investments; and commercial and strategic partnerships. There can be no assurance that we will be successful in identifying, negotiating, and consummating favorable transaction opportunities. Strategic transactions may involve additional significant challenges, uncertainties, and risks, including, but not limited to, challenges of integrating new employees, systems, technologies, and business cultures; failure to develop the acquired business adequately; disruption of our ongoing operations and diversion of our management's attention; inadequate data security, cybersecurity and operational and information technology resilience; failure to identify, or our underestimation of, commitments, liabilities, deficiencies and other risks associated with acquired businesses or assets; and potential exposure to new or increased regulatory oversight and uncertain or evolving legal, regulatory, and compliance requirements; potential reputational risks that could arise from transactions with, or investments in, companies involved in new or developing businesses or industries, which may be subject to uncertain or evolving legal, regulatory, and compliance requirements; failure of the transaction to advance our business strategy and of its anticipated benefits to materialize; potential impairment of goodwill or other acquisition-related intangible assets; and the potential for our acquisitions to result in dilutive issuances of our equity securities or significant additional debt. Strategic transactions are inherently risky, may not be successful, and may harm our business, results of operations, and financial condition.

Strategic investments in which we acquire a minority ownership stake inherently involve a lesser degree of influence over business operations. In addition, we may be dependent on controlling shareholders, management, or other persons or entities who control them and who may have business interests, strategies, or goals that are inconsistent with ours. Business decisions or other actions or omissions of the controlling shareholders, management, or other persons or entities who control companies in which we invest may adversely affect the value of our investment, result in litigation or regulatory action against us, and otherwise damage our reputation and brand.

27. We are required to obtain, renew or maintain statutory and regulatory permits, licenses and approvals to operate our business, and any delay or inability in obtaining, renewing or maintaining such permits, licenses and approvals could result in an adverse effect on our results of operations.

Our operations are subject to extensive government regulations and we are required to obtain and maintain a number of statutory and regulatory permits and approvals under central, state and local government rules in the geographies in which we operate, generally for carrying out our business. For details of approvals relating to our business and operations, see "*Government and Other Approvals*" beginning on page 304. Several of these approvals are granted for a limited duration. If we fail to obtain or renew such approvals, licenses, registrations and permissions, in a timely manner or at all, our business, results of operations and financial condition could be adversely affected.

The approvals required by us are subject to numerous conditions and we cannot assure you that these would not be suspended or revoked in the event of non-compliance or alleged noncompliance with any terms or conditions thereof, or pursuant to any regulatory action. If there is any failure by us to comply with the applicable regulations or if the regulations governing our business are amended, we may incur increased costs, be subject to penalties, have our approvals and permits revoked or suffer a disruption in our operations, any of which could adversely affect our business. In addition, these registrations, approvals or licenses are liable to be cancelled or the services may be restricted. In case any of these registrations, approvals or licenses are cancelled, or its use is restricted, then it could adversely affect our results of operations or growth prospects.

28. We have in the past entered into related party transactions and may continue to do so in the future, which may potentially involve conflicts of interest with the equity shareholders.

We have entered into transactions with certain related parties, including certain current and former Directors and Key Managerial Personnel of our Company. In particular, we have entered into various transactions with such parties in relation to, amongst others, remuneration, professional fees, advances provided, and reimbursement of expenses. While we believe that all such transactions have been conducted on an arm's length basis and in compliance with the provisions of the Companies Act and the rules made thereunder, we cannot assure you that we might have obtained more favourable terms had such transactions been entered into with unrelated parties. Further, it is likely that we may enter into additional related party transactions in the future. Such related party transactions may potentially involve conflicts of interest.

While we shall endeavour to conduct all related party transactions post listing of the Equity Shares subject to the Board's or Shareholders' approval, as applicable, and in compliance with the applicable accounting standards, provisions of Companies Act, the SEBI Listing Regulations and other applicable law, such related party transactions may potentially involve conflicts of interest. We will endeavour to duly address such conflicts of interest as and when they may arise. We cannot assure you that these arrangements in the future, or any future related party transactions that we may enter into, individually or in the aggregate, will not have an adverse effect on our business, financial condition, results of operations, cash flows and prospects or may potentially involve any conflict of interest.

The table below provides details of our related party transactions as a percentage of our revenue from operations in the corresponding periods:

Fiscal 2021		Fiscal 2022		Fiscal 2023		Three months ended June 30, 2022		Three months ended June 30, 2023	
Aggregate amount of Related Party Transaction (₹ million)	Aggregate value of such Related Party Transactions as a Percentage of revenue from operations (%)	Aggregate amount of Related Party Transaction (₹ million)	Aggregate value of such Related Party Transactions as a Percentage of revenue from operations (%)	Aggregate amount of Related Party Transaction (₹ million)	Aggregate value of such Related Party Transactions as a Percentage of revenue from operations (%)	Aggregate amount of Related Party Transaction (₹ million)	Aggregate value of such Related Party Transactions as a Percentage of revenue from operations (%)	Aggregate amount of Related Party Transaction (₹ million)	Aggregate value of such Related Party Transactions as a Percentage of revenue from operations (%)
1,144.95	18.98%	300.89	4.35%	236.06	3.18%	15.63	1.00%	74.18	3.37%

We cannot assure you that such transactions, individually or in the aggregate, will always be in the best interests of our minority shareholders and will not have an adverse effect on our business, results of operations, cash flows and financial condition.

29. The loss of key suppliers or their failure to deliver equipment or perform services in a timely or satisfactory manner could adversely affect us.

We rely on third parties for certain services, including empanelled partners and OEMs for hardware implementation, software delivery and digital transformation. We also engage with third-parties for the supply of network equipment, including fiber optic cables, IT software and other products, and for the supply of services to operate and maintain our platforms and to deliver our services to our clients. We need to have an adequate supply of installation equipment on hand for delivery to our clients in a timely manner. We purchase equipment related to our network, including optical network terminals and equipment routers, and obtain services from our suppliers on a purchase order basis and typically do not have long-term contracts with our suppliers.

Our suppliers may also choose not to continue to supply us with products or services which we require for our business and operations. Additionally, certain of our suppliers may also supply equipment to our competitors which may reduce our suppliers' ability to meet our requirements. If our suppliers are unable to or cease to supply us with the products or services, we may not be able to operate our business in a timely manner or at all, or if the costs of these products or services increase, we may incur additional costs and disruptions in our services as we source for alternative suppliers. There can be no assurance that we will be able to obtain suitable alternative suppliers on terms which are commercially favorable or at all. If hardware or software products provided to us by third-party suppliers are defective or related services are unsatisfactory, it may create technical problems in the delivery of our services, damage our reputation and result in the loss of clients.

Further, some of our suppliers are also regulated and may require certain licenses to supply us with the services and equipment we require to operate our business. If our suppliers are unable to obtain or renew such licenses or if their licenses are revoked, we may not be able to obtain the services or equipment we require to operate our business and our services and network may be

disrupted. While our suppliers may appeal against such revocation or suspension, there can be no assurance that they will be successful in such appeals.

30. If we are unable to establish and maintain an effective internal controls and compliance system, our business and reputation could be adversely affected.

We are responsible for establishing and maintaining adequate internal measures commensurate with the size and complexity of operations. Our internal audit functions make an evaluation of the adequacy and effectiveness of internal systems on an ongoing basis so that our teams adhere to our policies, compliance requirements and internal guidelines. We periodically test and update our internal processes and systems and there have been no past material instances of failure to maintain effective internal controls and compliance system. However, we are exposed to operational risks arising from the potential inadequacy or failure of internal processes or systems, and our actions may not be sufficient to ensure effective internal checks and balances in all circumstances.

We take reasonable steps to maintain appropriate procedures for compliance and disclosure and to maintain effective internal controls over our financial reporting so that we produce reliable financial reports and prevent financial fraud. As risks evolve and develop, internal controls must be reviewed on an ongoing basis. Maintaining such internal controls requires human diligence and compliance and is therefore subject to lapses in judgment and failures that result from human error. Any lapses in judgment or failures that result from human error can affect the accuracy of our financial reporting, resulting in a loss of investor confidence and a decline in the price of our equity shares.

Further, our operations are subject to anti-corruption laws and regulations. These laws generally prohibit us and our employees and intermediaries from bribing, being bribed or making other prohibited payments to government officials or other persons to obtain or retain business or gain some other business advantage. We participate in collaborations and relationships with third parties whose actions could potentially subject us to liability under these laws or other local anti-corruption laws. While our code of conduct requires our employees and intermediaries to comply with all applicable laws, and we continue to enhance our policies and procedures in an effort to ensure compliance with applicable anti-corruption laws and regulations, these measures may not prevent the breach of such anti-corruption laws, as there are risks of such breaches in emerging markets, such as India, including within the healthcare sector. If we are not in compliance with applicable anti-corruption laws, we may be subject to criminal and civil penalties, disgorgement and other sanctions and remedial measures, and legal expenses, which could have an adverse impact on our business, financial condition, results of operations and liquidity. Likewise, any investigation of any potential violations of anti-corruption laws by the relevant authorities could also have an adverse impact on our business and reputation.

31. We depend on the continued service of our employees, and our business and growth prospects may be disrupted if we lose our employees' services or if employee costs increase.

Our current and future success is dependent upon the continued service of our Key Managerial Personnel, Senior Management and our employees. Our industry is characterized by high demand and increased competition for skilled employees, and we may need to offer in order to attract and retain our employees in the future. As of March 31, 2021, 2022 and 2023, we had 454, 443 and 609 permanent employees and as of June 30, 2022 and June 30, 2023, we had 446 and 635 permanent employees, respectively. Although, the attrition rate of our employees was 3.76%, 17.39%, 16.35%, 4.27% and 3.54%, respectively, in Fiscals 2021, 2022 and 2023, and in the three months ended June 30, 2022 and June 30, 2023, respectively.

We may not be able to identify, attract or retain such employees with the skillsets we require in a timely manner, on commercially favourable terms or at all. Although we have employment agreements with members of our key managerial personnel and our permanent employees, we cannot assure you that we will be able to retain key members of our management team. If we are unable to offer competitive salaries to our employees, we may not be able to retain them. If one or more of our key personnel are unable or unwilling to continue in their present positions, or if they join a competitor or form a competing company, we may lose valuable operational, technical, business or other knowhow and expertise and we may not be able to replace them easily. Further, we may not be able to effectively or successfully transition the responsibilities of our key managerial / senior management to new employees. Our business may be significantly disrupted and our financial condition and results of operations may be materially and adversely affected by any of the foregoing.

We also depend on our employees to perform our operations, deliver our services to clients and grow our business. If any of our employees are not properly trained, incentivized or motivated to perform our services in accordance with our quality standards, operating procedures, safety regulations or applicable laws, this may adversely affect our brand and our business. In particular, we rely on our employees to install devices, collect fees, and perform maintenance works on our network infrastructure. Any non-compliance by our employees with our quality standards, operating procedures, safety regulations or applicable laws or any malicious acts, including making disparaging or unauthorized statements in the public press about our business or causing personal harm to any of our clients in the course of performing their employment, could damage our reputation and subject us to claims and loss of business. Furthermore, we depend on our employees to deliver adequate service to our clients. If they fail to do so, or if we fail to adequately train or motivate our employees to do so, this could adversely affect our ability to retain our clients or to attract new clients. We may also become subject to regulatory/ legal proceedings,

which impose service quality standards on us. If we are unable to properly train, motivate or incentivize our employees, if we are unable to attract or retain skilled employees or if our employees are poorly trained or engage in any misconduct, our business, operational efficiency, results of operations and prospects may be adversely affected.

While our employees are not unionized as at the date of this Red Herring Prospectus, if our employees, which comprise a substantial portion of our workforce, decide to form a union or engage in collective bargaining with us for higher salaries, benefits or other rights, our operations may be adversely affected. Further, any changes in regulation, including any changes in regulations governing salaries in India, such as any increase by the government in the national minimum wage, may require us to incur additional expenses and disrupt our operations. This may adversely affect our business, operations and financial condition.

In addition, if we are unable to increase compensation or if we reduce compensation or variable pay for our employees going forward, it may result in increased attrition and increased hiring cost to replace such employees.

32. *We appoint contract labour for carrying out certain of our operations and we may be held responsible for paying the wages of such workers, if the independent contractors through whom such workers are hired default on their obligations, and such obligations could have an adverse effect on our results of operations, cash flows and financial condition.*

In order to maintain operational efficiencies, we appoint independent contractors who in turn engage on-site contract labour for performance of certain of our operations. As of June 30, 2023, we engaged over 350 contract employees for various functions. Although we do not engage these labourers directly, we may be held responsible for any wage payments in terms of the applicable laws and the Code on Wages, 2019, to be made to such labourers in the event of default by such independent contractor, as the case may be. Any requirement to fund their wage requirements may have an adverse impact on our results of operations and financial condition. In addition, under the Contract Labour (Regulation and Abolition) Act, 1970, as amended, we may be required to absorb a number of such contract labourers as permanent employees. Thus, any such order from a regulatory body or court may have an adverse effect on our business, results of operations, cash flows and financial condition.

33. *Our investments in technology, especially our research and development activities, may not yield the intended results in a timely manner or at all, which may adversely affect our financial condition and results of operations.*

We invest in and intend to continue investing in newer technologies, including, technologies to enhance our R&D capabilities, particularly with a view to enter into new businesses. Our focus areas include IoT, open source technologies, big data analytics, artificial intelligence and machine learning. Our choice of focus areas and investments in technology and human capital for research and development are based on the management's perception of the messaging and cloud based communications industry. We cannot assure you that such investments will yield the intended results as anticipated. Our inability to achieve intended results from our investments in R&D may adversely affect our financial position and results of operations.

34. *The account aggregation business of our Subsidiary, Protean Account Aggregator Limited (formerly known as NSDL e-Governance Account Aggregator Limited), may not be viable as there is currently no certainty of revenue from account aggregation operations.*

Account aggregation is an initiative of the Government of India under the aegis of RBI to facilitate aggregation of customers' assets and deliver reporting services that can help spread financial services. However, apart from RBI, other regulators have not issued directions or guidelines to financial institutions and financial information providers that hold the asset of the investors for them to provide information to account aggregators when it is asked for on behalf of an investor. There is no certainty on when such directions will be issued by regulators such as SEBI and IRDAI. Further, account aggregators are restricted from reading any data or financial information fetched from financial information providers. Accordingly, there would be no value-add services such as aggregation and analysis by account aggregators, which may affect their ability to generate revenue.

Our Subsidiary, Protean Account Aggregator Limited (formerly known as NSDL e-Governance Account Aggregator Limited), has received the certificate of registration dated January 9, 2023 from the RBI to commence/ carry on the business of non-banking financial institution without accepting public deposits. It may be subject to inspections by RBI at intervals it deems fit and there can be no assurance that our Subsidiary will be able to respond to the observations made by the RBI in its inspection reports in the future to its satisfaction or that the RBI will not make an adverse remark or impose a penalty as a consequence of such inspections. Any adverse observations or remarks from the RBI and resulting penalties could have an adverse impact on the operations of our Subsidiary which in turn may have an adverse impact on our reputation, business, financial condition and results operations.

35. *We have had negative cash flows from operating activities in the past and may, in the future, experience similar negative cash flows.*

We have experienced negative cash flows from operating activities in the three months ended June 30, 2023, and may, in the future, experience negative cash flows. The following table sets forth certain information relating to our cash flows from / (used in) operating activities in the periods indicated:

Particulars	Fiscal			For the three months ended June 30, 2022	For the three months ended June 30, 2023
	2021	2022	2023		
	(₹ million)				
Net cash generated from/ (used in) operating activities	1,001.19	942.69	1,370.21	109.40	(79.04)

Negative cash flows over extended periods, or significant negative cash flows in the short term, could materially impact our ability to operate our business and implement our growth plans. As a result, our business, financial condition and results of operations could be materially and adversely affected. Further, we cannot assure you that our net cash flow will be positive in the future.

36. *Our insurance coverage could prove inadequate to satisfy potential claims or protect us from potential operational hazards and losses which may have a material adverse effect on our financial condition, results of operations and cash flows.*

We have a group term life insurance plan, group personal accident policy and group medi-claim insurance policy for our employees, which covers an employee and their nominee/legal heir in the event of death, permanent total disablement, and temporary total disablement. Further, we have obtained a directors and officers' liability insurance policy for our Senior Management. In addition, we obtain cyber liability insurance policy and package insurance policy for our Company and also professional indemnity insurance policies for the projects that we undertake. Our package insurance policy covers standard fire and special perils, burglary risk, machinery breakdown, electronic equipment, portable equipment risk and public liability insurance. Our insurance cover for assets (excluding intangible assets) as of March 31, 2021, March 31, 2022, and March 31, 2023 was ₹ 2,099.62 million, ₹ 2,189.56 million and ₹ 1,470.61 million, while our net value of asset was ₹ 493.87 million, ₹ 506.85 million and ₹ 517.87 million. Consequently, our insurance cover as a percentage of written down value of asset (excluding intangible assets) was 425.14%, 431.99% and 283.97% as of March 31, 2021, March 31, 2022 and March 31, 2023. For further information, see "Our Business – Insurance" beginning on page 158. However, there can be no assurance that our current insurance policies will insure us fully against all risks and losses that may arise in the future. Further, there can be no assurance that any claim under the insurance policies maintained by us will be honoured fully, in part or on time. In cases where certain loss or damages are not covered under our insurance policies, or even if such losses are insured, we are required to pay a significant deductible on any claim for recovery of such a loss, or the amount of the loss may exceed our coverage for the loss or the premium charged is significantly increased, our results of operations and cash flows could be adversely affected. In addition, our insurance policies are subject to annual review, and we cannot assure you that we will be able to renew these policies on similar or otherwise acceptable terms, or at all. If we were to incur a serious uninsured loss or a loss that significantly exceeds the limits of our insurance policies, it could have a material adverse effect on our financial condition, results of operations and cash flows.

37. *Our business may require additional capital and failure to obtain such capital in a timely manner or at all could adversely affect our business plans and growth. If we issue fresh shares, it may result in shareholding dilution for an investor.*

We may require additional capital to finance our growth or to fund acquisitions or investments in complementary businesses, technologies or product lines. Our capital requirements may be influenced by many factors, including demand for our services and products, timing and extent of our investment in new technology or acquisition of other companies, expenses for sales, marketing and development of new products and services, increasing our brand awareness, cost of facilities to accommodate our growing workforce, and costs involved in maintaining and enforcing intellectual property rights. If operating cash flows are not sufficient to meet our expenses as they become due, we may be required to delay or reduce our capital expenditure programme or the development of new products or be forced to sell our assets or may have to forego potential business opportunities. If our resources are insufficient to fund our future activities, we may need to raise additional funds through public or private financing. However, additional funding, if needed, may not be available on terms attractive to us, or at all. Our inability to raise capital when needed could have a material adverse effect on our business, operating results and financial condition.

Any future equity offerings by us, sale by significant shareholders and/or the issue of Equity Shares pursuant to exercise of stock options under the various employee stock option schemes or by way of an induction of strategic investor, may lead to a dilution of investor shareholding and/or affect the market price of our Equity Shares.

38. *Our data centers could be harmed by prolonged power outages or shortages, increased costs of energy or general lack of availability of electrical resources.*

As of June 30, 2023, we operated one data center in Pune, Maharashtra, India. Our data center is susceptible to regional costs of power, power shortages, planned or unplanned power outages and limitations on the availability of adequate power resources. Power outages, including, but not limited to those relating to large storms, earthquakes, fires and tsunamis, could harm our clients and our business. We attempt to limit our exposure to system downtime by using backup generators and power supplies; however, we may not be able to limit our exposure entirely even with these protections in place. As a result, in the event of a power outage, we may be dependent upon the utility company, to restore the power. Any disruption in the operation of our data centres could impact our business operations and negatively impact our financial performance, operating results and cash flows.

39. *The confidential information or data of our clients and users of our services may be misappropriated by our employees or subcontractors and as a result, cause us to breach our contractual obligations in relation to such confidential information.*

We store confidential information and data of our clients and the users of our services. We cannot assure you that the steps taken by us to protect such data will adequately prevent the disclosure of confidential information by an employee or a subcontractor or a subcontractor's employee and we may not have internal controls and processes to ensure that our employees do not misappropriate or unlawfully distribute such information. If the confidential information is disclosed by us or is misappropriated by our employees or subcontractors, our clients may raise claims against us for breach of our contractual obligations. The successful assertion of any claim may have an adverse effect on our business, financial condition and results of operations.

40. *Any deficiency in our billing and credit control and client management processes could materially and adversely affect our operations.*

Reliable billing, credit control, collection and client management systems are critical to support our ability to maintain and increase turnover, avoid turnover loss, monitor potential credit problems and bill clients accurately and in a timely manner. We will need to expand and adapt our billing and credit control systems to capture new revenue streams as our business continues to grow. The development of new businesses may impose a greater burden on our systems and may strain our administrative, operational and financial resources. Our billing, credit control, collection and client management systems may be affected by computer viruses, cyber-attacks, telecommunications failures, software flaws and systems failures, human error in managing or operating our software systems, and increased operational load as a result of an increase in the scale of our operations. Any deficiency in billing, credit control, collection and client management systems or delays in upgrades or integration of new systems could adversely affect our business, financial condition, results of operations and prospects.

41. *Certain of our branch offices are located on premises that are leased from third-parties pursuant to lease agreements, which we may be unable to renew on satisfactory terms or at all.*

Our Company operates certain branch offices that are located on premises that are leased from third parties. There can be no assurance that we will be able to retain or renew such lease on same or similar terms, or that we will find alternate locations for the existing offices on terms favorable to us, or at all.

The table below provides our rent expenses as a percentage of our revenue from operations in the corresponding periods:

Fiscal 2021		Fiscal 2022		Fiscal 2023		Three months ended June 30, 2022		Three months ended June 30, 2023	
Rent amount (₹ million)	Percentage of revenue from operations (%)	Rent amount (₹ million)	Percentage of revenue from operations (%)	Rent amount (₹ million)	Percentage of revenue from operations (%)	Rent amount (₹ million)	Percentage of revenue from operations (%)	Rent amount (₹ million)	Percentage of revenue from operations (%)
4.11	0.07%	2.27	0.03%	6.45	0.09%	0.93	0.06%	4.00	0.18%

Our rent and hire charges, including as a percentage of our revenue from operations, may increase in the future as we seek to expand our operations and due to contractual escalation of rents payable in accordance with the lease agreements entered into by us.

Some of our lease agreements are for short-term periods, including certain lease agreements which are for a period of up to 12 months, and therefore need to be renewed regularly. Some of these leases are renewable with the mutual agreement of our landlords, who may choose not to renew our lease on terms which are equally favorable to use or at all. Our operations, development and maintenance of our network, delivery of our services to our clients and the growth of our business depend on our ability to secure leases over such property. The third-party owners of such property may not agree to lease such property to us or to renew our leases on commercially acceptable terms or at all, or may decide to lease such property to our competitors instead of us, which may put us at a strategic disadvantage or adversely affect our business and operations. Further, if the third-party owners of the property we lease fail to comply with laws and regulations applicable to the property we lease, such property

may become subject to legal proceedings or legal action, which may adversely impact our use of such property and may disrupt our operations. If we are unable to renew or secure rights to use property necessary for our operations, our business, results of operations and financial condition may be adversely affected.

42. Compliance with know your customer (“KYC”) regulations and data privacy norms may require us to incur expenditure, which may adversely impact our financial condition and cash flows.

Regulators are introducing stringent KYC guidelines, including biometric verification and quality of KYC documents. We are required to comply with KYC requirements and processes in relation to our clients as per applicable Indian law. If we are unable to develop, maintain and update client information in accordance with applicable KYC norms or are unable to prevent the misuse of our services, we may be held liable for non-compliance with governmental regulations. In a recent judgment, the Supreme Court upheld the constitutional validity of ‘Aadhaar’ and has simultaneously restricted its use by private entities for verification of the identity of the mobile phone users and limited the use of Aadhaar for social welfare schemes of GoI. Telecom service operators had built their electronic KYC authentication systems around the biometric database of Aadhaar. Restrictions on usage of Aadhaar by the Supreme Court has led to us requiring to revamp and rework the process and infrastructure for verification of clients for ensuring KYC compliance, from online verification system based on Aadhaar to the alternate modes of verification, which has had substantial cost implications on our business and operations. Alternate mode of KYC verification could be expensive, time consuming and onerous for us for the compliance with data privacy norms.

We are subject to data privacy laws, rules and regulations that regulate the use of client data. Compliance with these laws, rules and regulations may restrict our business activities, require us to incur increased expense and devote considerable time to compliance efforts. The existing and emerging data privacy regulations limit the extent to which we can use personal identifiable information and limit our ability to use third-party firms in connection with client data. Certain of these laws, rules and regulations are relatively new and their interpretation and application remain uncertain. Data privacy laws, rules and regulations are also subject to change and may become more restrictive in the future. For example, under the Information Technology Act, 2000, as amended, we are subject to civil liability for wrongful loss or gain arising from any negligence by us in implementing and maintaining reasonable security practices and procedures with respect to sensitive personal data or information on our computer systems, networks, databases and software. India has also implemented privacy laws, including the Information Technology (Reasonable Security Practices and Procedures and Sensitive Personal Data or Information) Rules, 2011, which imposes limitations and restrictions on the collection, use, transfer and disclosure of sensitive personal data or information. Changes or further restrictions in data privacy laws, rules and regulations could have a material adverse effect on our business, financial condition and results of operations. The cost and operational consequences of implementing further data protection measures could be significant and this may have a material adverse effect on our business, financial condition and results of operations.

43. The loss of certificates, keys and passwords may result in a loss of access to our servers and the services of third parties, which may result in a loss of data, which could have a material adverse effect on our business, results of operations, cash flows and financial condition.

Due to security considerations, access to our servers and services of third parties are controlled by multifactor authentication, which include certificates, keys and passwords. These certificates, keys and passwords are typically stored on our employee’s computers. The loss of these certificates, keys and passwords may result in a loss of access to our servers or the services of third parties, which may result in a loss of data, which could have a material adverse effect on our business, results of operations, cash flows and financial condition.

44. We have certain contingent liabilities that have not been provided for in our financial statements, which if they materialise, may adversely affect our financial condition.

As of June 30, 2023, our contingent liabilities that have not been accounted for in our financial statements, were as follows:

Particulars	Amount
	(₹ million)
Disputed demand raised by sales tax officer for MVAT and CST ⁽¹⁾	226.32
Claims against the Group not acknowledged as debts (net) ⁽²⁾	9.90
Demand raised by Income tax officer for Assessment Year 2016-2017 ⁽³⁾	13.63
Total	249.85

Notes:

1. Demand raised by sales tax officer for MVAT and CST payable on services provided by Group. The Group has filed an appeal before the Sales Tax Tribunal and paid a deposit of ₹ 14.20 million under protest. The amounts assessed as contingent liability do not include interest that could be claimed by the authorities. As per order of the tribunal dated January 28, 2022, it has quashed and set aside the order passed by the First Appellate Authority.
2. MVAT payable to seller on purchase of Times Tower premises.
3. Demand raised by Income tax officer is on account of disallowance of deduction claimed by our Company under Section 35AC and chapter VI-A of Income tax Act, 1961 in income tax return filed for Assessment Year 2016-17 pursuant to an order dated February 10, 2022. Our Company has filed rectification application as well as appeal to CIT(A) against said demand.

For further information on our contingent liabilities, see “Restated Consolidated Financial Information” beginning on page

45. Wage pressures and increases in operating costs in India may prevent us from sustaining our competitive advantage and may reduce our profit margins.

Wages in India are increasing at a faster rate than in the developed economies, which could result in increased employee benefit expenses. We may need to continue to increase the levels of our employee compensation to remain competitive and manage attrition. Additionally, the cost of real estate and other utilities and operating expenses is also increasing as India continues to grow. Compensation increases manifest a hike in operational costs which may result in a material adverse effect on our business and financial condition and result of operations.

46. Grants of stock options under our employee stock option plan may result in a charge to our profit and loss account and, to that extent, reduce our profitability and financial condition.

Our Company has an ESOP Scheme for issue of employee stock options and/or deep discounted stock units to eligible employees, which may result in issue of not more than 2,600,000 Equity Shares. As of the date of this Red Herring Prospectus, our Company has granted 1,228,829 stock options under the ESOP Scheme. Further, our Company may grant additional options and deep discounted stock units under ESOP Scheme in the future. Grants of stock options result in a charge to our statement of profit and loss and reduce, to that extent, our reported profits in future periods. Any issuance of the equity or equity-linked securities by us, including through exercise of employee stock options pursuant to the ESOP Scheme or any other employee stock option scheme we may implement in the future, may dilute your shareholding in the Company, adversely affecting the trading price of the Equity Shares and our ability to raise capital through an issuance of new securities. For further details in relation to the ESOP Scheme, see “*Capital Structure – Employee Stock Option Scheme*” beginning on page 87.

47. Our Company was incorporated by 1995 and certain of our corporate records and filings with the RoC are not traceable. We cannot assure you that regulatory proceedings or actions will not be initiated against us in the future and we will not be subject to any penalty imposed by the competent regulatory authority in this regard.

Certain of our Company’s corporate records are not traceable, such as:

- a) Form 2 and Form 2 challans for the allotment of (i) 5,000,000 equity shares on August 27, 1996; (ii) 46,000,000 equity shares on August 27, 1996; (iii) 38,999,992 equity shares on October 18, 1996; (iv) 9,999,998 equity shares on December 12, 1996 and (v) 5,000,000 equity shares on July 21, 1997; and
- b) notice and explanatory statement for EGM where special resolution was passed, Form 4A, Form 4C and the draft letter of offer in relation to the buyback of 25,000,000 equity shares on September 5, 2000.

For further details, see “*Capital Structure – Equity Share Capital History of our Company*” beginning on page 72. We cannot assure you that the relevant corporate records will become available in the future or that regulatory proceedings or actions will not be initiated against us in the future and we will not be subject to any penalty imposed by the competent regulatory authority in this respect.

48. Our Directors, Key Managerial Personnel and Senior Management have interests in our Company in addition to their remuneration and reimbursement of expenses.

Our Directors, Key Managerial Personnel and Senior Management are interested in our Company to the extent of their respective shareholding in our Company as well as to the extent of the ESOP Scheme, dividends, bonus or other distributions on such Equity Shares. Certain of our Directors are also nominees of some of our shareholders, and we have had related party transactions with such shareholders. Accordingly, these Directors may also said to be interested to the extent of such transactions. See “*Capital Structure – Shareholding Pattern of our Company*” beginning on page 82. For details on the interests of our Directors and Key Managerial Personnel, other than reimbursement of expenses incurred or normal remuneration or benefits, see “*Our Management – Interest of Directors*” beginning on page 178 and “*Our Management – Interests of Key Managerial Personnel and Senior Management*” beginning on page 190.

49. We have issued Equity Shares during the preceding twelve months at a price which may be below the Offer Price.

We have issued Equity Shares in the last 12 months at a price which may be lower than the Offer Price, as set out in the table below:

Date of Allotment	No. of Equity Shares Allotted	Face Value per Equity Share (₹)	Issue / Exercise Price per Equity Share (₹)	Nature of consideration	Reason of allotment
August 8, 2023	18,951	10	647	Cash	Allotment pursuant to the ESOP

Date of Allotment	No. of Equity Shares Allotted	Face Value per Equity Share (₹)	Issue / Exercise Price per Equity Share (₹)	Nature of consideration	Reason of allotment
	347	10	310	Cash	Scheme Allotment pursuant to the ESOP Scheme
	6,040	10	10	Cash	Allotment pursuant to the ESOP Scheme
February 15, 2023	20,910	10	310	Cash	Allotment pursuant to the ESOP Scheme
	12,510	10	10	Cash	Allotment pursuant to the ESOP Scheme

50. The Offer Price, market capitalization to total revenue multiple and price to earnings ratio based on the Offer Price of our Company, may not be indicative of the market price of the Equity Shares on listing.

Our revenue from operations and restated profit for Fiscal 2023 was ₹ 7,422.06 million and ₹ 1,070.42 million, respectively, and our price to revenue from operations (Fiscal 2023) multiple is [●] times at the upper end of the Price Band. Our market capitalization to revenue from operations (Fiscal 2023) multiple is [●] times at the upper end of the Price Band.

The table below provides details of our price to earnings ratio and market capitalization to revenue from operations:

Particulars	Price to Earnings Ratio*	Price to Revenue From Operations*	Market Capitalization to Revenue From Operations*
Fiscal 2023	[●]	[●]	[●]

* To be populated at Prospectus stage

The Offer Price of the Equity Shares is proposed to be determined on the basis of assessment of market demand for the Equity Shares offered through the book-building process prescribed under the SEBI ICDR Regulations, and certain quantitative and qualitative factors as set out in the section titled “Basis for Offer Price” beginning on page 92 and the Offer Price, multiples and ratios may not be indicative of the market price of the Equity Shares on listing or thereafter.

Prior to the Offer, there has been no public market for our Equity Shares, and an active trading market on the Stock Exchanges may not develop or be sustained after the Offer. Listing and quotation does not guarantee that a market for the Equity Shares will develop, or if developed, the liquidity of such market for the Equity Shares.

Accordingly, any valuation exercise undertaken for the purposes of the Offer by our Company, in consultation with the BRLMs, would not be based on a benchmark with our industry peers. The relevant financial parameters based on which the Price Band would be determined, shall be disclosed in the advertisement that would be issued for publication of the Price Band.

The market price of the Equity Shares may be subject to significant fluctuations in response to, among other factors, variations in our operating results, market conditions specific to the industry we operate in, developments relating to India, announcements by third parties or governmental entities of significant claims or proceedings against us, volatility in the securities markets in India and other jurisdictions, variations in the growth rate of financial indicators, variations in revenue or earnings estimates by research publications, and changes in economic, legal and other regulatory factors.

51. Certain of our investments may be subject to market risk and we have not made any provisions for a potential decline of the value of such investments.

We have made certain investments in mutual funds. The value of these investments depends on several factors beyond our control, including the prevailing Indian and international economic conditions, inflationary expectations and the RBI’s monetary policies and is sensitive to a change in the net asset value of the mutual funds or the performance of the corporate deposits. Any decline in the value of these investments could adversely affect our financial condition and results of operations.

52. We have in this Red Herring Prospectus included certain non-GAAP financial and operational measures and certain other industry measures related to our operations and financial performance that may vary from any standard methodology that is applicable across the IT / ITES industry. We rely on certain assumptions and estimates to calculate such measures, therefore such measures may not be comparable with financial, operational or industry related statistical information of similar nomenclature computed and presented by other similar companies.

Certain non-GAAP financial measures and certain other industry measures relating to our operations and financial performance have been included in this Red Herring Prospectus. We compute and disclose such non-GAAP financial and operational measures, and such other industry related statistical and operational information relating to our operations and financial

performance as we consider such information to be useful measures of our business and financial performance, and because such measures are frequently used by securities analysts, investors and others to evaluate the operational performance of e-commerce businesses, many of which provide such non-GAAP financial and operational measures, and other industry related statistical and operational information.

These non-GAAP financial and operational measures, and such other industry related statistical and operational information relating to our operations and financial performance may not be computed on the basis of any standard methodology that is applicable across the industry and therefore may not be comparable to financial and operational measures, and industry related statistical information of similar nomenclature that may be computed and presented by other companies pursuing similar business. We have derived certain industry information in this Red Herring Prospectus from the CRISIL Report, and the CRISIL Report highlights certain industry and market data relating to us and our competitors, which may not be based on any standard methodology and are subject to various assumptions.

Further, as the industry in which we operate continues to evolve, the measures by which we evaluate our business may change over time. In addition, if the internal tools we use to track these measures under-count or over-count performance or contain algorithmic or other technical errors, the data and/or reports we generate may not be accurate. We calculate measures using internal tools, which are not independently verified by a third party. Such supplemental financial and operational information is therefore of limited utility as an analytical tool, and investors are cautioned against considering such information either in isolation or as a substitute for an analysis of our Restated Consolidated Financial Information disclosed elsewhere in this Red Herring Prospectus.

53. Our ability to pay dividends in the future will depend on our earnings, financial condition, working capital requirements, capital expenditures and restrictive covenants of our financing arrangements.

We have declared dividend in the past in accordance with our dividend policy. For further information, see “*Dividend Policy*” beginning on page 194. The declaration and payment of dividends will be recommended by our Board of Directors and approved by our Shareholders, at their discretion, subject to the provisions of the Articles of Association and applicable law, including the Companies Act. We may retain all future earnings, if any, for use in the operations and expansion of the business. As a result, we may not declare dividends in the foreseeable future. Any future determination as to the declaration and payment of dividends will be at the discretion of our Board and will depend on factors that our Board deems relevant, including among others, our future earnings, financial condition, cash requirements, business prospects and any other financing arrangements. We cannot assure you that we will be able to pay dividends in the future. Accordingly, realization of a gain on Shareholders’ investments will depend on the appreciation of the price of the Equity Shares. There is no guarantee that our Equity Shares will appreciate in value.

54. We will not receive any proceeds from the Offer for Sale. The Selling Shareholders will receive the net proceeds from the Offer for Sale.

The Offer consists of an Offer for Sale. The entire proceeds after deducting relevant Offer expenses from the proceeds from the Offer for Sale will be paid to the Selling Shareholders and our Company will not receive any such proceeds. For further details, see “*The Offer*” and “*Objects of the Offer*” beginning on pages 57 and 90, respectively.

55. Our clients may engage in certain transactions in or with countries or persons that are subject to U.S. and other sanctions.

U.S. law generally prohibits U.S. persons from directly or indirectly investing or otherwise doing business in or with certain countries that are the subject of comprehensive sanctions and with certain persons or businesses that have been specially designated by the OFAC or other U.S. government agencies. Other governments and international or regional organizations also administer similar economic sanctions. We provide services to our clients, who may be doing business with, or located in, countries to which certain OFAC-administered and other sanctions apply. Although we believe we have compliance systems in place that are sufficient to block prohibited transactions, there can be no assurance that we will be able to fully monitor all of our transactions for any potential violation. Although we do not believe that we are in violation of any applicable sanctions, if it were determined that transactions in which we participate violate U.S. or other sanctions, we could be subject to U.S. or other penalties, and our reputation and future business prospects in the United States or with U.S. persons, or in other jurisdictions, could be adversely affected. We rely on our staff to be up-to-date and aware of the latest sanctions in place. Further, investors in the Equity Shares could incur reputational or other risks as the result of our clients’ dealings in or with countries or with persons that are the subject of U.S. and other sanctions.

EXTERNAL RISK FACTORS

RISKS RELATING TO INDIA

56. The Political, economic or other factors that are beyond our control may have an adverse effect on our business and results of operations.

The Indian economy and its securities markets are influenced by economic developments and volatility in securities markets in other countries. Investors' reactions to developments in one country may have adverse effects on the market price of securities of companies located elsewhere, including India. Adverse economic developments, such as rising fiscal or trade deficit, in other emerging market countries may also affect investor confidence and cause increased volatility in Indian securities markets and indirectly affect the Indian economy in general. Any of these factors could depress economic activity and restrict our access to capital, which could have an adverse effect on our business, financial condition and results of operations and reduce the price of our Equity Shares. Any financial disruption could have an adverse effect on our business, future financial performance, shareholders' equity and the price of our Equity Shares.

We are dependent on domestic, regional and global economic and market conditions. Our performance, growth and market price of our Equity Shares are and will be dependent to a large extent on the health of the economy in which we operate. There have been periods of slowdown in the economic growth of India. Demand for our products may be adversely affected by an economic downturn in domestic, regional and global economies. Economic growth in the countries in which we operate is affected by various factors including domestic consumption and savings, balance of trade movements, namely export demand and movements in key imports, global economic uncertainty and liquidity crisis, volatility in exchange currency rates, and annual rainfall which affects agricultural production. Consequently, any future slowdown in the Indian economy could harm our business, results of operations and financial condition. Also, a change in the government or a change in the economic and deregulation policies could adversely affect economic conditions prevalent in the areas in which we operate in general and our business in particular and high rates of inflation in India could increase our costs without proportionately increasing our revenues, and as such decrease our operating margins.

57. The successful operation of our business depends upon the performance, reliability and security of the internet infrastructure in India, which could impair our ability to effectively operate our platform or provide our services and adversely impact our business.

All of our products and services are made through our platform using the internet. Accordingly, our business depends on the performance, reliability and security of the telecommunications and internet infrastructure in India. In addition, to perform reliably, the fixed telecommunications networks and internet infrastructure of internet service providers in India, require maintenance and periodic upgrading of the appropriate networks and infrastructure which are beyond our control. We cannot assure you that our back-up and disaster recovery measures and business continuity planning would effectively eliminate or alleviate the risks arising from such contingencies. There can be no assurance that a more technologically sophisticated and reliable fixed telecommunications network or internet infrastructure will be developed in India that will ensure our ability to deliver smooth and reliable provision of our services to our merchants and clients on our platform. Our success will depend upon third parties maintaining and improving internet infrastructure to provide a reliable network with adequate speed and data capacity and telecommunication networks with good quality of services and lower congestion.

58. If there is any change in laws or regulations, including taxation laws, or their interpretation, such changes may significantly affect our financial statements.

The regulatory and policy environment in which we operate is evolving and is subject to change. The Government of India may implement new laws or other regulations and policies that could affect the digital payment and financial service industry in general, which could lead to new compliance requirements, including requiring us to obtain approvals and licenses from the Government and other regulatory bodies, or impose onerous requirements. New compliance requirements could increase our costs or otherwise adversely affect our business, financial condition, cash flows and results of operations. Further, the manner in which new requirements will be enforced or interpreted can lead to uncertainty in our operations and could adversely affect our operations. Any changes to such laws, including the instances mentioned below, may adversely affect our business, financial condition, results of operations, cash flows and prospects.

For instance, the Taxation Laws (Amendment) Ordinance, 2019 prescribes certain changes to the income tax rate applicable to companies in India. According to this Act, companies can henceforth voluntarily opt in favor of a concessional tax regime (subject to no other special benefits/exemptions being claimed), which would ultimately reduce the effective tax rate for Indian companies from 34.94% to approximately 25.17%. Further, the Finance Act, 2023 has proposed to consider perquisites or benefits arising from business whether convertible into money or not or payable in cash or kind, as taxable income. Any such future amendments may affect our other benefits such as exemption for income earned by way of dividend from investments in other domestic companies and units of mutual funds, exemption for interest received in respect of tax free bonds, and long-term capital gains on equity shares if withdrawn by the statute in the future, and the same may no longer be available to us. Any adverse order passed by the appellate authorities/ tribunals/ courts would have an effect on our profitability.

Further, the Supreme Court of India has in a decision clarified the components of basic wages which need to be considered by companies while making provident fund payments, which resulted in an increase in the provident fund payments to be made by companies. Any such decisions in future or any further changes in interpretation of laws may have an impact on our results of operations.

We have not fully determined the impact of these recent and proposed laws and regulations on our business. We cannot predict whether any new tax laws or regulations impacting our services will be enacted, what the nature and impact of the specific terms of any such laws or regulations will be or whether, if at all, any laws or regulations would have an adverse effect on our business.

59. *The occurrence of natural or man-made disasters or outbreak of global pandemics, such as the COVID-19 pandemic, could adversely affect our results of operations, cash flows and financial condition. Hostilities, terrorist attacks, civil unrest and other acts of violence could adversely affect the financial markets and our business.*

The occurrence of natural disasters, including cyclones, storms, floods, earthquakes, tsunamis, tornadoes, fires, explosions, infectious disease outbreaks such as the COVID-19 pandemic and man-made disasters, including acts of terrorism and military actions, could adversely affect our results of operations, cash flows or financial condition. Terrorist attacks and other acts of violence or war in India or globally may adversely affect the Indian securities markets. In addition, any deterioration in international relations, especially between India and its neighbouring countries, may result in investor concern regarding regional stability which could adversely affect the price of the Equity Shares. In addition, India has witnessed local civil disturbances in recent years and it is possible that future civil unrest as well as other adverse social, economic or political events in India could have an adverse effect on our business. Such incidents could also create a greater perception that investment in Indian companies involves a higher degree of risk and could have an adverse effect on our business and the market price of the Equity Shares.

60. *A slowdown in economic growth in India could cause our business to suffer.*

Our performance and the growth of our business are necessarily dependent on the health of the overall Indian economy. Any slowdown in the Indian economy or future volatility in global commodity prices could adversely affect our business. Additionally, an increase in trade deficit, a downgrading in India's sovereign debt rating or a decline in India's foreign exchange reserves could negatively affect interest rates and liquidity, which could adversely affect the Indian economy and our business. Any downturn in the macroeconomic environment in India could also adversely affect our business, results of operations, financial condition and the trading price of the Equity Shares.

India's economy could be adversely affected by a general rise in interest rates, adverse weather conditions affecting agriculture, commodity and energy prices as well as various other factors. A slowdown in the Indian economy could adversely affect the policy of the GoI towards our industry, which may in turn adversely affect our financial performance and our ability to implement our business strategy. The Indian economy is also influenced by economic and market conditions in other countries, particularly emerging market conditions in Asia. A decline in India's foreign exchange reserves may also affect liquidity and interest rates in the Indian economy, which could adversely impact our financial condition. A loss of investor confidence in other emerging market economies or any worldwide financial instability may adversely affect the Indian economy, which could materially and adversely affect our business and results of operations and the market price of the Equity Shares.

India has from time to time experienced instances of social, religious and civil unrest and hostilities between neighbouring countries. Military activity or terrorist attacks in the future could influence the Indian economy by disrupting communications and making travel more difficult and such political tensions could create a greater perception that investments in Indian companies involve higher degrees of risk. Events of this nature in the future, as well as social and civil unrest within other countries in Asia, could influence the Indian economy. A number of countries in Asia, including India, as well as countries in other parts of the world, are susceptible to contagious diseases and, for example, have had confirmed cases of diseases such as the highly pathogenic H7N9, H5N1 and H1N1 strains of influenza in birds and swine and more recently, the COVID-19 virus.

Other factors which may adversely affect the Indian economy are scarcity of credit or other financing in India, resulting in an adverse impact on economic conditions in India and scarcity of financing of our developments and expansions; volatility in, and actual or perceived trends in trading activity on India's principal stock exchanges; changes in India's tax, trade, fiscal or monetary policies, like political instability, terrorism or military conflict in India or in countries in the region or globally, including in India's various neighbouring countries; occurrence of natural or man-made disasters; infectious disease outbreaks or other serious public health concerns; prevailing regional or global economic conditions, including in India's principal export markets; and other significant regulatory or economic developments in or affecting India.

61. *Financial instability in other countries may cause increased volatility in Indian financial markets.*

The Indian market and the Indian economy are influenced by economic and market conditions in other countries, including conditions in the United States, Europe and certain emerging economies in Asia. Financial turmoil in Asia, United States, United Kingdom, Russia and elsewhere in the world in recent years has adversely affected the Indian economy. Any worldwide financial instability may cause increased volatility in the Indian financial markets and, directly or indirectly, adversely affect the Indian economy and financial sector and us. Although economic conditions vary across markets, loss of investor confidence in one emerging economy may cause increased volatility across other economies, including India. Financial instability in other parts of the world could have a global influence and thereby negatively affect the Indian economy. Financial disruptions could materially and adversely affect our business, prospects, financial condition, results of operations and cash flows. Further,

economic developments globally can have a significant impact on our principal markets. Concerns related to a trade war between large economies may lead to increased risk aversion and volatility in global capital markets and consequently have an impact on the Indian economy.

In addition, China is one of India's major trading partners and there are rising concerns of a possible slowdown in the Chinese economy as well as a strained relationship with India, which could have an adverse impact on the trade relations between the two countries. In response to such developments, legislators and financial regulators in the United States and other jurisdictions, including India, implemented a number of policy measures designed to add stability to the financial markets. However, the overall long-term effect of these and other legislative and regulatory efforts on the global financial markets is uncertain, and they may not have the intended stabilizing effects. Any significant financial disruption could have a material adverse effect on our business, financial condition and results of operation. These developments, or the perception that any of them could occur, have had and may continue to have a material adverse effect on global economic conditions and the stability of global financial markets, and may significantly reduce global market liquidity, restrict the ability of key market participants to operate in certain financial markets or restrict our access to capital. This could have a material adverse effect on our business, financial condition and results of operations and reduce the price of the Equity Shares.

62. Significant differences exist between Ind AS and other accounting principles, such as Indian GAAP, U.S. GAAP and IFRS, which investors may be more familiar with and may consider material to their assessment of our financial condition.

Our Restated Consolidated Financial Information has been derived from our audited financial statements as at and for the years ended March 31, 2021, 2022 and 2023 and for the three months ended June 30, 2022 and June 30, 2023 each prepared in accordance with Ind AS, and restated in accordance with the SEBI ICDR Regulations and the Guidance Note on Reports in Company Prospectuses (Revised 2019) issued by the ICAI, as amended. For further information, see “*Management’s Discussion and Analysis of Financial Condition and Results of Operations - Presentation of Financial Information*” beginning on page 270. Ind AS differs in certain significant respects from Indian GAAP, IFRS, U.S. GAAP and other accounting principles with which prospective investors may be familiar in other countries. If our financial statements were to be prepared in accordance with such other accounting principles, our results of operations, cash flows and financial position may be substantially different. Prospective investors should review the accounting policies applied in the preparation of our financial statements, and consult their own professional advisers for an understanding of the differences between these accounting principles and those with which they may be more familiar. Any reliance by persons not familiar with Indian accounting practices on the financial disclosures presented in this Red Herring Prospectus should be limited accordingly.

63. A downgrade in ratings of India, may affect the trading price of the Equity Shares.

Our borrowing costs and our access to the debt capital markets depend significantly on the credit ratings of India. Any further adverse revisions to India's credit ratings for domestic and international debt by international rating agencies may adversely impact our ability to raise additional financing and the interest rates and other commercial terms at which such financing is available, including raising any overseas additional financing. A downgrading of India's credit ratings may occur, for example, upon a change of government tax or fiscal policy, which are outside our control. This could have an adverse effect on our ability to fund our growth on favorable terms or at all, and consequently adversely affect our business and financial performance and the price of the Equity Shares.

64. Investors may not be able to enforce a judgment of a foreign court against us, our Directors, the Book Running Lead Managers or any of their directors and executive officers in India respectively, except by way of a law suit in India.

We are incorporated under the laws of India and all of our Directors and Key Managerial Personnel reside in India. Substantially all of our assets are also located in India. Where investors wish to enforce foreign judgments in India, they may face difficulties in enforcing such judgments. India exercises reciprocal recognition and enforcement of judgments in civil and commercial matters with a limited number of jurisdictions. In order to be enforceable, a judgment obtained in a jurisdiction which India recognises as a reciprocating territory must meet certain requirements of the Civil Procedure Code, 1908 (the “CPC”).

India is not a party to any international treaty in relation to the recognition or enforcement of foreign judgments. Recognition and enforcement of foreign judgments is provided for under Section 13, 14 and Section 44A of the CPC on a statutory basis. Section 44A of the CPC provides that where a certified copy of a decree of any superior court, within the meaning of that Section, obtained in any country or territory outside India which the government has by notification declared to be in a reciprocating territory, may be enforced in India by proceedings in execution as if the judgment had been rendered by a district court in India. However, Section 44A of the CPC is applicable only to monetary decrees and does not apply to decrees for amounts payable in respect of taxes, other charges of a like nature or in respect of a fine or other penalties and does not apply to arbitration awards (even if such awards are enforceable as a decree or judgment).

Among other jurisdictions, the United Kingdom, United Arab Emirates, Singapore and Hong Kong have been declared by the government to be reciprocating territories for the purposes of Section 44A of the CPC. The United States has not been declared by the Government of India to be a reciprocating territory for the purposes of Section 44A of the CPC. A judgment of a court

of a country which is not a reciprocating territory may be enforced in India only by a suit upon the judgment under Section 13 of the CPC, and not by proceedings in execution. Section 13 of the CPC provides that foreign judgments shall be conclusive regarding any matter directly adjudicated upon except: (i) where the judgment has not been pronounced by a court of competent jurisdiction; (ii) where the judgment has not been given on the merits of the case; (iii) where it appears on the face of the proceedings that the judgment is founded on an incorrect view of international law or refusal to recognize the law of India in cases to which such law is applicable; (iv) where the proceedings in which the judgment was obtained were opposed to natural justice; (v) where the judgment has been obtained by fraud; and/ or (vi) where the judgment sustains a claim founded on a breach of any law then in force in India. The suit must be brought in India within three years from the date of judgment in the same manner as any other suit filed to enforce a civil liability in India.

It cannot be assured that a court in India would award damages on the same basis as a foreign court if an action is brought in India. Furthermore, it is unlikely that an Indian court would enforce foreign judgments if it views the amount of damages awarded as excessive or inconsistent with Indian practice. A party seeking to enforce a foreign judgment in India is required to obtain prior approval from the RBI to repatriate any amount recovered pursuant to the execution of such foreign judgment.

65. *Our ability to raise foreign capital may be constrained by Indian law.*

Under foreign exchange regulations currently in force in India, transfer of shares between non-residents and residents are freely permitted (subject to certain exceptions), if they comply with the valuation and reporting requirements specified by the RBI. If a transfer of shares is not in compliance with such requirements and fall under any of the exceptions specified by the RBI, then the RBI's prior approval is required. Additionally, shareholders who seek to convert Rupee proceeds from a sale of shares in India into foreign currency and repatriate that foreign currency from India require a no-objection or a tax clearance certificate from the Indian income tax authorities. We cannot assure you that any required approval from the RBI or any other governmental agency can be obtained on any particular terms, or at all.

In terms of Press Note 3 of 2020, dated April 17, 2020, issued by the Department for Promotion of Industry and Internal Trade (“**DPIT**”), the foreign direct investment policy has been recently amended to state that all investments under the foreign direct investment route by entities of a country which shares land border with India or where the beneficial owner of an investment into India is situated in or is a citizen of any such country will require prior approval of the GoI. Further, in the event of transfer of ownership of any existing or future foreign direct investment in an entity in India, directly or indirectly, resulting in the beneficial ownership falling within the aforesaid restriction/ purview, such subsequent change in the beneficial ownership will also require approval of the GoI. Further, on April 22, 2020, the Ministry of Finance, GoI has also made similar amendment to the FEMA Rules. While the term “beneficial owner” is defined under the Prevention of Money-Laundering (Maintenance of Records) Rules, 2005 and the General Financial Rules, 2017, neither the foreign direct investment policy nor the FEMA Rules provide a definition of the term “beneficial owner”. The interpretation of “beneficial owner” and enforcement of this regulatory change involves certain uncertainties, which may have an adverse effect on our ability to raise foreign capital. Further, there is uncertainty regarding the timeline within which the said approval from the GoI may be obtained, if at all.

66. *If inflation were to rise in India, we might not be able to increase the prices of our products at a proportional rate in order to pass costs on to our clients thereby reducing our margins.*

Inflation rates in India have been volatile in recent years, and such volatility may continue in the future. India has experienced high inflation in the recent past. Increased inflation can contribute to an increase in interest rates and increased costs to our business, including increased costs of transportation, wages, raw materials and other expenses relevant to our business.

High fluctuations in inflation rates may make it more difficult for us to accurately estimate or control our costs. Any increase in inflation in India can increase our expenses, which we may not be able to adequately pass on to our clients, whether entirely or in part, and may adversely affect our business and financial condition. In particular, we might not be able to reduce our costs or entirely offset any increases in costs with increases in prices for our products. In such case, our business, results of operations, cash flows and financial condition may be adversely affected.

Further, the Government has previously initiated economic measures to combat high inflation rates, and it is unclear whether these measures will remain in effect. There can be no assurance that Indian inflation levels will not worsen in the future.

RISKS RELATING TO THE OFFER AND THE EQUITY SHARES

67. *Our Company is a professionally managed company and does not have an identifiable promoter in terms of the SEBI ICDR Regulations and the Companies Act.*

Our Company is a professionally managed company and does not have an identifiable promoter in terms of the SEBI ICDR Regulations and the Companies Act. Accordingly, in terms of Regulation 14(1) of the SEBI ICDR Regulations, there is no requirement of minimum promoter's contribution in this Offer and accordingly, none of the Equity Shares will be locked in for a period of 18 months pursuant to the Offer. In terms of Regulations 17 of the SEBI ICDR Regulations, the entire pre-Offer equity share capital will be locked-in for a period of six months from the date of Allotment, other than (a) Equity Shares which

are successfully transferred as part of the Offer for Sale; and (b) any Equity Shares allotted to employees, whether currently an employee or not, pursuant to the ESOP Scheme, prior to the Offer. Following the lock-in period of six months, the pre-Offer shareholders, may sell their shareholding in our Company, depending on market conditions and their investment horizon. Further, any perception by investors that such sales might occur could additionally affect the trading price of the Equity Shares.

68. Pursuant to listing of the Equity Shares, we may be subject to pre-emptive surveillance measures like Additional Surveillance Measure (“ASM”) and Graded Surveillance Measures (“GSM”) by the Stock Exchange in order to enhance market integrity and safeguard the interest of investors.

SEBI and the Stock Exchange have introduced various pre-emptive surveillance measures in order to enhance market integrity and safeguard the interests of investors, including ASM and GSM. ASM and GSM are imposed on securities of companies based on various objective criteria such as significant variations in price and volume, concentration of certain client accounts as a percentage of combined trading volume, average delivery, securities which witness abnormal price rise not commensurate with financial health and fundamentals such as earnings, book value, fixed assets, net worth, price / earnings multiple, market capitalization etc.

Upon listing, the trading of our Equity Shares would be subject to differing market conditions as well as other factors which may result in high volatility in price, low trading volumes, and a large concentration of client accounts as a percentage of combined trading volume of our Equity Shares. The occurrence of any of the abovementioned factors or other circumstances may trigger any of the parameters prescribed by SEBI and the Stock Exchange for placing our securities under the GSM and/or ASM framework or any other surveillance measures, which could result in significant restrictions on trading of our Equity Shares being imposed by SEBI and the Stock Exchange. These restrictions may include requiring higher margin requirements, requirement of settlement on a trade for trade basis without netting off, limiting trading frequency, reduction of applicable price band, requirement of settlement on gross basis or freezing of price on upper side of trading, as well as mentioning of our Equity Shares on the surveillance dashboards of the Stock Exchanges. The imposition of these restrictions and curbs on trading may have an adverse effect on market price, trading and liquidity of our Equity Shares and on the reputation and conditions of our Company.

69. Rights of shareholders of companies under Indian law may be more limited than under the laws of other jurisdictions.

Our Articles of Association, composition of our Board, Indian laws governing our corporate affairs, the validity of corporate procedures, directors’ fiduciary duties, responsibilities and liabilities, and shareholders’ rights may differ from those that would apply to a company in another jurisdiction. Shareholders’ rights under Indian law may not be as extensive and wide-spread as shareholders’ rights under the laws of other countries or jurisdictions. Investors may face challenges in asserting their rights as shareholder in an Indian company than as a shareholder of an entity in another jurisdiction.

70. Investors may be subject to Indian taxes arising out of capital gains on the sale of the Equity Shares. The Income Tax Act levies taxes on long-term capital gains exceeding ₹100,000 arising from sale of equity shares on or after April 1, 2018, while there is no tax charged on unrealized capital gains earned up to January 31, 2018 on equity shares.

Under current Indian tax laws, unless specifically exempted, capital gains arising from the sale of equity shares in an Indian company are generally taxable in India. The Income Tax Act levies taxes on such long-term capital gains exceeding ₹100,000 arising from sale of equity shares on or after April 1, 2018, while continuing to exempt the unrealized capital gains earned up to January 31, 2018 on such equity shares subject to specific conditions.

A securities transaction tax (“STT”) is levied both at the time of transfer and acquisition of the equity shares (unless exempted under a prescribed notification), and collected by an Indian stock exchange on which equity shares are sold. Any gain realised on the sale of equity shares held for more than 12 months, which are sold using any other platform other than on a recognised stock exchange and on which no STT has been paid, are subject to long term capital gains tax in India. Such long term capital gains exceeding ₹ 100,000 arising from the sale of listed equity shares on the stock exchange are subject to tax at the rate of 10% (plus applicable surcharge and cess). Unrealized capital gains earned on listed equity shares up to January 31, 2018 continue to be tax exempt in such cases. Further, STT will be levied on and collected by an Indian stock exchange if the equity shares are sold on a stock exchange. With respect to capital gains arising in an off market sale, long term capital gains are subject to tax at the rate of 10% (plus applicable surcharge and cess) without the exemption of ₹ 100,000. Short-term capital gains, arising from the sale of such equity shares on a stock exchange would be subject to tax at the rate of 15% (plus applicable surcharge and cess), while short term capital gains arising in an off-market sale would be subject to tax at a higher rate of 40% (plus applicable surcharge and cess) in the case of foreign companies and 30% (plus applicable surcharge and cess) in the case of other non-resident taxpayers.

Further, the Government of India has announced the union budget for the Fiscal 2024, pursuant to which the Finance Act, 2023 (“Finance Act”) has introduced various amendments. We have not fully determined the impact of these recent laws and regulations on our business. We cannot predict whether any amendments made pursuant to the Finance Act would have an adverse effect on our business, financial condition and results of operations. Investors are advised to consult their own tax advisors and to carefully consider the potential tax consequences of owning Equity Shares. Unfavourable changes in or

interpretations of existing, or the promulgation of new, laws, rules and regulations including foreign investment and stamp duty laws governing our business and operations could result in us being deemed to be in contravention of such laws and may require us to apply for additional approvals.

The Finance Act has also clarified that, in the absence of a specific provision under an agreement, the liability to pay stamp duty in case of sale of securities through stock exchanges will be on the buyer, while in other cases of transfer for consideration through a depository, the onus will be on the transferor. The stamp duty for transfer of securities other than debentures, on a delivery basis is specified at 0.015% and on a non-delivery basis is specified at 0.003% of the consideration amount.

Our Company cannot predict whether any tax laws or other regulations impacting it will be enacted, or predict the nature and impact of any such laws or regulations or whether, if at all, any laws or regulations would have a material adverse effect on our Company's business, financial condition, results of operations and cash flows.

71. Fluctuation in the exchange rate between the Indian Rupee and foreign currencies may have an adverse effect on the value of our Equity Shares, independent of our operating results.

On listing, our Equity Shares will be quoted in Indian Rupees on the Stock Exchange. Any dividends in respect of our Equity Shares will also be paid in Indian Rupees and subsequently converted into the relevant foreign currency for repatriation, if required. Any adverse movement in currency exchange rates during the time taken for such conversion may reduce the net dividend to foreign investors. In addition, any adverse movement in currency exchange rates during a delay in repatriating the proceeds from a sale of Equity Shares outside India, for example, because of a delay in regulatory approvals that may be required for the sale of Equity Shares may reduce the proceeds received by Shareholders. For example, the exchange rate between the Indian Rupee and the U.S. dollar has fluctuated substantially in recent years and may continue to fluctuate substantially in the future, which may have an adverse effect on the returns on our Equity Shares, independent of our operating results.

72. Under Indian law, foreign investors are subject to investment restrictions that limit our ability to attract foreign investors, which may adversely affect the trading price of the Equity Shares.

Under foreign exchange regulations currently in force in India, transfer of shares between non-residents and residents are freely permitted (subject to compliance with sectoral norms and certain other restrictions), if they comply with the pricing guidelines and reporting requirements specified by the RBI. If the transfer of shares, which are sought to be transferred, is not in compliance with such pricing guidelines or reporting requirements or falls under any of the exceptions referred to above, then a prior regulatory approval will be required. Further, unless specifically restricted, foreign investment is freely permitted in all sectors of the Indian economy up to any extent and without any prior approvals, but the foreign investor is required to follow certain prescribed procedures for making such investment. The RBI and the concerned ministries/departments are responsible for granting approval for foreign investment. Additionally, shareholders who seek to convert Rupee proceeds from a sale of shares in India into foreign currency and repatriate that foreign currency from India require a no-objection or a tax clearance certificate from the Indian income tax authorities.

In addition, pursuant to the Press Note No. 3 (2020 Series), dated April 17, 2020, issued by the DPIIT, which has been incorporated as the proviso to Rule 6(a) of the FEMA Rules, investments where the beneficial owner of the Equity Shares is situated in or is a citizen of a country which shares land border with India, can only be made through the Government approval route, as prescribed in the Consolidated FDI Policy dated October 15, 2020 and the FEMA Rules. We cannot assure you that any required approval from the RBI or any other governmental agency can be obtained with or without any particular terms or conditions or at all.

We cannot assure investors that any required approval from the RBI or any other governmental agency can be obtained on any particular terms or at all. For further information, see "*Restrictions on Foreign Ownership of Indian Securities*" beginning on page 347.

73. Any future issuance of Equity Shares, or convertible securities or other equity linked securities by us may dilute your shareholding.

Any future issuance of the Equity Shares, convertible securities or securities linked to the Equity Shares by us, including through exercise of employee stock options may dilute your shareholding in our Company, adversely affect the trading price of the Equity Shares and our ability to raise capital through an issue of our securities. In addition, any perception by investors that such issuances or sales might occur could also affect the trading price of the Equity Shares. We cannot assure you that we will not issue additional Equity Shares.

74. Holders of Equity Shares may be restricted in their ability to exercise pre-emptive rights under Indian law and thereby may suffer future dilution of their ownership position.

Under the Companies Act, a company having share capital and incorporated in India must offer its holders of equity shares pre-emptive rights to subscribe and pay for a proportionate number of equity shares to maintain their existing ownership percentages before the issuance of any new equity shares, unless the pre-emptive rights have been waived by adoption of a special resolution. However, if the laws of the jurisdiction the investors are located in do not permit them to exercise their pre-emptive rights without our filing an offering document or registration statement with the applicable authority in such jurisdiction, the investors will be unable to exercise their pre-emptive rights unless we make such a filing. If we elect not to file a registration statement, the new securities may be issued to a custodian, who may sell the securities for the investor's benefit. The value the custodian receives on the sale of such securities and the related transaction costs cannot be predicted. In addition, to the extent that the investors are unable to exercise pre-emption rights granted in respect of the Equity Shares held by them, their proportional interest in us would be reduced.

75. A third party could be prevented from acquiring control of our Company because of anti-takeover provisions under Indian law.

There are provisions in Indian law that may delay, deter or prevent a future takeover or change in control of our Company, even if a change in control would result in the purchase of your Equity Shares at a premium to the market price or would otherwise be beneficial to you. Such provisions may discourage or prevent certain types of transactions involving actual or threatened change in control of our Company. Under the SEBI Takeover Regulations, an acquirer has been defined as any person who, directly or indirectly, acquires or agrees to acquire shares or voting rights or control over a company, whether individually or acting in concert with others. Although these provisions have been formulated to ensure that interests of investors/shareholders are protected, these provisions may also discourage a third party from attempting to take control of our Company. Consequently, even if a potential takeover of our Company would result in the purchase of the Equity Shares at a premium to their market price or would otherwise be beneficial to its stakeholders, it is possible that such a takeover would not be attempted or consummated because of the SEBI Takeover Regulations.

76. QIBs and Non-Institutional Bidders are not permitted to withdraw or lower their Bids (in terms of quantity of Equity Shares or the Bid amount) at any stage after submitting a bid, and Retail Individual Bidders are not permitted to withdraw their Bids after Bid/Offer Closing Date.

Pursuant to the SEBI ICDR Regulations, QIBs and Non-Institutional Bidders are required to block the Bid amount on submission of the Bid and are not permitted to withdraw or lower their Bids (in terms of quantity of equity shares or the Bid Amount) at any stage after submitting a Bid. Similarly, Retail Individual Bidders can revise or withdraw their Bids at any time during the Bid/Offer Period and until the Bid/ Offer Closing date, but not thereafter. While we are required to complete all necessary formalities for listing and commencement of trading of the Equity Shares on the Stock Exchange where such Equity Shares are proposed to be listed, including Allotment, within six Working Days from the Bid/ Offer Closing Date or such other period as may be prescribed by the SEBI, events affecting the investors' decision to invest in the Equity Shares, including adverse changes in international or national monetary policy, financial, political or economic conditions, our business, results of operations, cash flows or financial condition may arise between the date of submission of the Bid and Allotment. We may complete the Allotment of the Equity Shares even if such events occur, and such events may limit the investors' ability to sell the Equity Shares Allotted pursuant to the Offer or cause the trading price of the Equity Shares to decline on listing. Therefore, QIBs and Non-Institutional Bidders will not be able to withdraw or lower their bids following adverse developments in international or national monetary policy, financial, political or economic conditions, our business, results of operations, cash flows or otherwise between the dates of submission of their Bids and Allotment.

77. Our Equity Shares have never been publicly traded and may experience price and volume fluctuations following the completion of the Offer, an active trading market for the Equity Shares may not develop, the price of our Equity Shares may be volatile and you may be unable to resell your Equity Shares at or above the Offer Price or at all.

Prior to the Offer, there has been no public market for our Equity Shares, and an active trading market may not develop or be sustained after the Offer. Listing and quotation does not guarantee that a market for our Equity Shares will develop or, if developed, the liquidity of such market for the Equity Shares. The Offer Price of the Equity Shares is proposed to be determined through a book building process. This price will be based on numerous factors, as described in the section "*Basis for Offer Price*" beginning on page 92. This price may not necessarily be indicative of the market price of our Equity Shares after the Offer is completed. You may not be able to re-sell your Equity Shares at or above the Offer price and may as a result lose all or part of your investment.

Our Equity Shares are expected to trade on BSE after the Offer, but there can be no assurance that active trading in our Equity Shares will develop after the Offer, or if such trading develops that it will continue. Investors may not be able to sell our Equity Shares at the quoted price if there is no active trading in our Equity Shares.

There has been significant volatility in the Indian stock markets in the recent past, and the trading price of our Equity Shares after this Offer could fluctuate significantly as a result of market volatility or due to various internal or external risks, including but not limited to those described in this Red Herring Prospectus. The market price of our Equity Shares may be influenced by many factors, some of which are beyond our control, including:

- the failure of security analysts to cover the Equity Shares after this Offer, or changes in the estimates of our performance by analysts;
- the activities of competitors and suppliers;
- future sales of the Equity Shares by us or our shareholders;
- investor perception of us and the industry in which we operate;
- our quarterly or annual earnings or those of our competitors;
- developments affecting fiscal, industrial or environmental regulations;
- the public's reaction to our press releases and adverse media reports; and
- general economic conditions.

A decrease in the market price of our Equity Shares could cause you to lose some or all of your investment.

78. Compliance with provisions of Foreign Account Tax Compliance Act may affect payments on the Equity Shares.

The U.S. "Foreign Account Tax Compliance Act" (or "FATCA") imposes a new reporting regime and potentially, imposes a 30% withholding tax on certain "foreign passthru payments" made by certain non-U.S. financial institutions (including intermediaries).

If payments on the Equity Shares are made by such non-U.S. financial institutions (including intermediaries), this withholding may be imposed on such payments if made to any non-U.S. financial institution (including an intermediary) that is not otherwise exempt from FATCA or other holders who do not provide sufficient identifying information to the payer, to the extent such payments are considered "foreign passthru payments". Under current guidance, the term "foreign passthru payment" is not defined and it is therefore not clear whether and to what extent payments on the Equity Shares would be considered "foreign passthru payments". The United States has entered into intergovernmental agreements with many jurisdictions (including India) that modify the FATCA withholding regime described above. It is not yet clear how the intergovernmental agreements between the United States and these jurisdictions will address "foreign passthru payments" and whether such agreements will require us or other financial institutions to withhold or report on payments on the Equity Shares to the extent they are treated as "foreign passthru payments". Prospective investors should consult their tax advisors regarding the consequences of FATCA, or any intergovernmental agreement or non-U.S. legislation implementing FATCA, to their investment in Equity Shares.

79. U.S. holders should consider the impact of the passive foreign investment company rules in connection with an investment in our Equity Shares.

A foreign corporation will be treated as a passive foreign investment company ("PFIC") for U.S. federal income tax purposes for any taxable year in which either: (i) at least 75% of its gross income is "passive income" or (ii) at least 50% of its gross assets during the taxable year (based on of the quarterly values of the assets during a taxable year) are "passive assets," which generally means that they produce passive income or are held for the production of passive income.

There can be no assurance that our Company will or will not be considered a PFIC in the current or future years. The determination of whether or not our Company is a PFIC is a factual determination that is made annually after the end of each taxable year, and there can be no assurance that our Company will not be considered a PFIC in the current taxable year or any future taxable year because, among other reasons, (i) the composition of our Company's income and assets will vary over time, and (ii) the manner of the application of relevant rules is uncertain in several respects. Further, our Company's PFIC status may depend on the market price of its Equity Shares, which may fluctuate considerably.

SECTION III: INTRODUCTION

THE OFFER

The following table summarizes the Offer details:

Offer for Sale of Equity Shares ⁽¹⁾⁽²⁾	Up to 6,191,000 Equity Shares aggregating up to ₹[●] million
<i>The Offer consists of:</i>	
(i) <i>Employee Reservation Portion</i> ⁽³⁾	Up to 150,000 Equity Shares, aggregating to ₹[●] million
(ii) <i>Net Offer</i>	Up to [●] Equity Shares, aggregating to ₹[●] million
A) QIB Portion ⁽⁴⁾⁽⁵⁾	Not more than [●] Equity Shares aggregating up to ₹[●] million
<i>of which:</i>	
Anchor Investor Portion ⁽⁵⁾	Up to [●] Equity Shares
Available for allocation to domestic Mutual Funds only	Up to [●] Equity Shares
Net QIB Portion (assuming Anchor Investor Portion is fully subscribed)	[●] Equity Shares
<i>of which:</i>	
Available for allocation to Mutual Funds only (5% of the Net QIB Portion) ⁽⁵⁾	[●] Equity Shares
Balance of the Net QIB Portion for all QIBs including Mutual Funds	[●] Equity Shares
B) Non-Institutional Portion ⁽⁴⁾	Not less than [●] Equity Shares aggregating up to ₹[●] million
C) Retail Portion ⁽⁴⁾	Not less than [●] Equity Shares aggregating up to ₹[●] million
Pre-Offer and post-Offer Equity Shares	
Equity Shares outstanding prior to and after the Offer	40,446,732 Equity Shares
Use of Net Proceeds of the Offer	Our Company will not receive any proceeds from the Offer.

⁽¹⁾ The Offer has been authorized by a resolution of our Board at their meeting held on December 3, 2021. Further, our Board has taken on record the consents of the Selling Shareholders to participate in the Offer for Sale pursuant to its resolution dated October 25, 2023.

⁽²⁾ Each of the Selling Shareholders, severally and not jointly, confirms that the Equity Shares being offered by such Selling Shareholder have been held for a period of at least one year immediately preceding the date of filing the Draft Red Herring Prospectus with the SEBI, and are otherwise eligible for being offered for sale pursuant to the Offer in terms of the SEBI ICDR Regulations. The Selling Shareholders, severally and not jointly, confirm that they have authorised and consented to participate in the Offer for Sale, and to offer up to 6,191,000 Equity Shares aggregating up to ₹[●] million. For further details, see “Other Regulatory and Statutory Disclosures” beginning on page 306.

Selling Shareholder	Date of consent	Date of board resolution/authorisation
360 One Special Opportunities Fund (formerly known as IIFL Special Opportunities Fund)	October 25, 2023	October 25, 2023
360 One Special Opportunities Fund – Series 2 (formerly known as IIFL Special Opportunities Fund – Series 2)	October 25, 2023	October 25, 2023
360 One Special Opportunities Fund – Series 3 (formerly known as IIFL Special Opportunities Fund – Series 3)	October 25, 2023	October 25, 2023
360 One Special Opportunities Fund – Series 4 (formerly known as IIFL Special Opportunities Fund – Series 4)	October 25, 2023	October 25, 2023
360 One Special Opportunities Fund – Series 5 (formerly known as IIFL Special Opportunities Fund – Series 5)	October 25, 2023	October 25, 2023
NSE Investments Limited	October 25, 2023	June 11, 2021
Administrator of the Specified Undertaking of the Unit Trust of India	October 25, 2023	April 26, 2021 and September 20, 2021
HDFC Bank Limited	October 25, 2023	June 5, 2021
Axis Bank Limited	October 25, 2023	June 18, 2021
Deutsche Bank A.G.*	October 25, 2023	October 14, 2019
Union Bank of India	October 25, 2023	September 2, 2021

*It is hereby clarified that the Mumbai branch office of Deutsche Bank A. G. is the shareholder in the Company and is acting as a Selling Shareholder.

⁽³⁾ In the event of under-subscription in the Employee Reservation Portion, the unsubscribed portion will be available for allocation and Allotment, proportionately to all Eligible Employees who have Bid in excess of ₹200,000 (net of Employee Discount), subject to the maximum value of Allotment made to such Eligible Employee not exceeding ₹500,000 (net of Employee Discount). The unsubscribed portion, if any, in the Employee Reservation Portion (after allocation up to ₹500,000), shall be added to the Net Offer. Further, an Eligible Employee Bidding in the Employee Reservation Portion can also Bid under the Net Offer and such Bids will not be treated as multiple Bids. However, Bids by Eligible Employees in the Employee Reservation Portion and in the Non-Institutional Portion shall be treated as multiple Bids, only if Eligible Employee has made an application of more than ₹200,000 in the Employee Reservation Portion. The Employee Reservation Portion shall not exceed 5% of our post-Offer paid-up Equity Share capital. For further details, see “Offer Structure” beginning on page 326. Our Company and the Selling Shareholders, in consultation with the Book Running Lead Managers, may offer a discount of up to [●]% to the Offer Price (equivalent of ₹[●] per Equity Share) to Eligible Employees, bidding in the Employee Reservation Portion, in accordance with the SEBI ICDR Regulations.

⁽⁴⁾ Subject to valid bids being received at or above the Offer Price, under subscription, if any, in any category, except in the QIB Portion, would be allowed to be met with spill-over from any other category or combination of categories of Bidders at the discretion of our Company and the Selling Shareholders, in consultation with the Book Running Lead Managers, and the Designated Stock Exchange, subject to applicable laws.

⁽⁵⁾ Our Company and the Selling Shareholders may, in consultation with the Book Running Lead Managers, allocate up to 60% of the QIB Portion to Anchor Investors on a discretionary basis in accordance with the SEBI ICDR Regulations. One-third of the Anchor Investor Portion shall be reserved for allocation to domestic Mutual Funds only, subject to valid Bids being received from domestic Mutual Funds at or above the Anchor Investor Allocation Price. Further, 5% of the Net QIB Portion shall be available for allocation on a proportionate basis to Mutual Funds only, and the remainder of the Net

QIB Portion shall be available for allocation on a proportionate basis to all QIB Bidders, including Mutual Funds, subject to valid Bids being received at or above the Offer Price. In the event of under-subscription in the Anchor Investor Portion, the remaining Equity Shares shall be added to the Net QIB Portion. The Net QIB Portion shall be available for allocation on a proportionate basis to all QIB Bidders, including Mutual Funds, subject to valid Bids being received at or above the Offer Price. For details, see “Offer Procedure” beginning on page 330.

Allocation to Bidders in all categories except the Anchor Investor Portion, Non-Institutional Portion and the Retail Portion, if any, shall be made on a proportionate basis subject to valid Bids received at or above the Offer Price. The allocation to each of the RIBs, and NIBs, shall not be less than the minimum Bid Lot, or minimum application size, as the case may be, subject to availability of Equity Shares in the Retail Portion or Non-Institutional Portion, respectively, and the remaining available Equity Shares, if any, shall be allocated on a proportional basis. For further details, see “Offer Procedure” beginning on page 330.

For details of the terms of the Offer, see “Terms of the Offer” beginning on page 321.

SUMMARY OF FINANCIAL INFORMATION

The following tables provide the summary of financial information of our Company derived from the Restated Consolidated Financial Information as at and for the Financial Years ended March 31, 2023, March 31, 2022 and March 31, 2021 and three months ended June 30, 2023 and June 30, 2022.

The Restated Consolidated Financial Information referred to above is presented under “Restated Consolidated Financial Information” beginning on page 195. The summary of financial information presented below should be read in conjunction with the Restated Consolidated Financial Information, the notes thereto and “Management’s Discussion and Analysis of Financial Condition and Results of Operations” beginning on page 267.

(The remainder of this page is intentionally left blank)

RESTATED CONSOLIDATED BALANCE SHEET INFORMATION

(₹ in million)

Particulars		As at June 30, 2023	As at June 30, 2022	As at March 31, 2023	As at March 31, 2022	As at March 31, 2021
	Assets					
1	Non-current assets					
a	Property, plant and equipment	511.24	501.18	517.87	506.85	493.87
b	Capital work-in-progress	0	5.94	0	11.74	13.41
c	Right of use assets	120.88	111.01	79.08	121.81	57.20
d	Other intangible assets	85.86	13.98	36.12	16.75	13.30
e	Intangible assets under development	110.75	81.83	114.27	33.18	0.80
f	Financial assets					
i	Investments	5,229.16	4,527.01	5,234.14	3,082.90	2,736.79
ii	Other financial assets	245.23	212.60	461.42	175.73	209.06
g	Income tax assets (net)	313.66	278.30	312.73	269.71	277.20
h	Deferred tax assets (net)	217.51	199.97	208.33	198.53	91.23
i	Other non-current assets	4.49	14.32	1.51	48.46	20.59
	Total non-current assets	6,838.78	5,946.14	6,965.47	4,465.66	3,913.45
2	Current Assets					
a	Financial assets					
i	Investments	51.00	551.15	51.00	553.36	114.36
ii	Trade receivables	2,195.66	1,968.54	2,088.62	2,003.98	2,075.60
iii	Cash and cash equivalents	196.11	774.30	171.41	2,067.20	734.61
iv	Other bank balances (bank balances other than iii above)	1,327.88	102.40	1,203.93	267.81	416.83
v	Other financial assets	313.82	222.33	244.59	156.00	96.83
b	Other current assets	415.35	531.03	316.00	367.38	448.23
	Total current assets	4,499.82	4,149.75	4,075.55	5,415.73	3,886.46
3	Assets held for sale	-	-	-	-	823.94
	Total assets	11,338.60	10,095.89	11,041.02	9,881.39	8,623.85
	Equity and liabilities					
1	Equity					
a	Equity share capital	404.21	403.84	404.21	403.84	401.39
b	Other equity	8,478.67	7,715.73	8,167.15	7,478.05	6,275.05
	Equity attributable to shareholders of the Company	8,882.88	8,119.57	8,571.36	7,881.89	6,676.44
	Non-controlling interest	(1.93)	(1.88)	(1.93)	(1.88)	(1.85)
	Total equity	8,880.95	8,117.69	8,569.43	7,880.01	6,674.59
2	Liabilities					
1	Non-current liabilities					
a	Financial liabilities					
i	Lease liabilities	65.21	69.53	39.51	79.23	18.66
ii	Other financial liabilities					-
b	Provisions	163.26	125.30	154.38	151.80	204.36
c	Other non-current liabilities	Nil	17.50	Nil	13.68	11.22
	Total non current liabilities	228.47	212.33	193.89	244.71	234.24
2	Current liabilities					
a	Financial liabilities					
i	Lease liabilities	55.61	38.10	39.72	37.61	43.21
ii	Trade payables					
	1. Total outstanding dues of micro enterprises and small enterprises	121.49	22.90	191.92	56.63	167.10
	2. Total outstanding dues of creditors other than micro enterprises and small enterprises	1,213.77	1,070.75	1,126.40	900.59	821.31
iii	Other financial liabilities	119.30	151.40	215.11	133.83	152.72
b	Provisions	71.30	19.69	60.81	52.13	33.83
c	Other current liabilities	618.55	462.16	643.74	536.66	496.85
d	Income tax liabilities (net)	29.16	0.87	0	39.22	0-
	Total current liabilities	2,229.18	1,765.87	2,277.70	1,756.67	1,715.02
	Total equity and liabilities	11,338.60	10,095.89	11,041.02	9,881.39	8,623.85

Note: The above summary should be read with the basis of preparation and significant accounting policies appearing in Annexure V, Notes to the Restated Consolidated Financial Information appearing in Annexure VI and Statement of Adjustments to the Restated Consolidated Financial Information appearing in Annexure VII.

RESTATED CONSOLIDATED STATEMENT OF PROFIT AND LOSS INFORMATION

(₹ in million)

Particulars	For the period ended		For the year ended		
	June 30, 2023	June 30, 2022	March 31, 2023	March 31, 2022	March 31, 2021
Income					
Revenue from operations	2,204.03	1,567.48	7,422.06	6,909.09	6,031.32
Other income	127.62	99.13	416.66	792.67	488.95
Total Income	2,331.65	1,666.61	7,838.72	7,701.76	6,520.27
Expenses					
Employee benefits expense	392.72	242.09	1,229.48	786.76	752.67
Finance costs	2.17	2.65	9.27	4.83	9.45
Depreciation and amortisation expense	49.10	41.64	182.85	169.95	167.91
Allowance for expected credit loss	7.50	35.00	175.49	303.73	292.00
Other expenses	1,462.93	1073.62	4,837.45	4,580.26	4,138.20
Total Expenses	1,914.42	1395.00	6,434.54	5,845.53	5,360.23
Profit before tax	417.23	271.61	1,404.18	1,856.23	1,160.04
Less : Tax expense					
Current tax	104.30	60.34	343.56	525.16	298.90
Deferred tax	(9.18)	(1.44)	(9.80)	(108.30)	(60.73)
Total tax expense	95.12	58.90	333.76	416.86	238.17
Profit for the period/year (A)	322.11	212.71	1,070.42	1,439.37	921.87
Other comprehensive income					
<i>Items that will not be reclassified subsequently to profit or loss</i>					
Re-measurement of the defined benefit liability / asset	(44.28)	19.02	(8.33)	36.25	(28.60)
Total other comprehensive income (net of tax) (B)	(44.28)	19.02	(8.33)	36.25	(28.60)
Total comprehensive income (A+B)	277.83	231.73	1,062.09	1,475.62	893.27
Profit for the period/year attributable to:					
Owners of the Company	322.11	212.71	1,070.47	1,439.40	921.85
Non-controlling interest	-	-	(0.05)	(0.03)	-
	322.11	212.71	1,070.42	1,439.37	921.85
Other comprehensive income for the period/year attributable to:					
Owners of the Company	(44.28)	19.02	(8.33)	36.25	(28.60)
Non-controlling interest	-	-	-	-	-
	(44.28)	19.02	(8.33)	36.25	(28.60)
Total comprehensive income for the period/year attributable to:					
Owners of the Company	277.83	231.73	1,062.14	1,475.65	893.25
Non-controlling interest	-	-	(0.05)	(0.03)	-
	277.83	231.73	1,062.09	1,475.62	893.25
Earnings per equity share					
Weighted average equity shares used in computing earnings per equity share					
- Basic (Rs.)	40,421,394*	40,384,076*	40,390,172	40,231,036	40,050,487
- Diluted (Rs.)	40,479,098*	40,425,386*	40,429,168	40,267,516	40,085,730
Equity shares of par value Rs. 10 each					
- Basic earnings per share (Rs.)	7.97*	5.27*	26.50	35.78	23.02
- Diluted earnings per share (Rs.)	7.96*	5.26*	26.48	35.75	23.00

*Not Annualized

Note: The above summary should be read with the basis of preparation and significant accounting policies appearing in Annexure V, Notes to the Restated Consolidated Financial Information appearing in Annexure VI and Statement of Adjustments to the Restated Consolidated Financial Information appearing in Annexure VII.

RESTATED CONSOLIDATED STATEMENT OF CASH FLOWS INFORMATION

(₹ in million)

	Particulars	For the period ended		For the year ended		
		June 30, 2023	June 30, 2022	March 31, 2023	March 31, 2022	March 31, 2021
A)	Cash flow from operating activities					
	Profit before tax	417.23	271.61	1,404.18	1,856.23	1,160.02
	Adjustments for :					
	Depreciation and amortisation	49.10	41.64	182.85	169.95	167.91
	Amortisation of premium / discount on Government/debt securities	4.98	4.40	19.14	19.56	11.30
	Profit on discard of leased assets (net)	-	-	-	(4.84)	(1.40)
	Profit on sale /discard of assets (net)	-	-	-	(438.96)	(52.28)
	Provision for impairment of investments	-	-	-	-	-
	Allowance for expected credit loss	7.50	35.00	175.49	303.73	292.00
	Loss on sale of current investments measured at amortised cost	-	-	-	-	-
	Interest income on financial assets carried at amortised cost	(92.74)	(63.05)	(320.48)	(196.54)	(262.66)
	Interest income on bank deposits	(28.82)	(14.84)	(54.03)	(38.19)	(24.77)
	Interest on lease expense	2.17	2.65	9.27	4.83	9.45
	Share based payment expense	33.69	5.95	23.36	15.65	11.41
	Bad debts written off	-	1.19	1.19	-	-
	Provision for doubtful GST credit	-	-	11.64	-	-
	Dividend income	-	(4.16)	(16.29)	(13.11)	(9.22)
	Interest on security deposit security deposits	(0.51)	(0.44)	(1.77)	-	-
	Operating cash flow before changes in working capital	392.60	279.95	1,434.55	1,678.31	1,301.78
	Changes in:					
	(Increase)/Decrease in trade receivables	(114.54)	(0.60)	(261.32)	(328.09)	(162.31)
	(Increase)/Decrease in other assets and financial assets	(152.06)	(105.47)	85.01	55.46	36.24
	Increase/(Decrease) in trade payables	16.94	136.40	361.10	(31.19)	101.57
	Increase/(Decrease) in other financial liabilities, other liabilities and provisions	(145.91)	(93.60)	176.67	46.65	43.03
	Cash generated from operations	(2.97)	216.68	1,796.01	1,421.14	1,320.31
	Income taxes paid	(76.07)	(107.28)	(425.80)	(478.45)	(319.12)
	Net cash generated from operating activities (A)	(79.04)	109.40	1,370.21	942.69	1,001.19
B)	Cash flow from investing activities					
	Purchase of property plant and equipment including capital advances	(22.11)	(20.30)	(122.70)	(173.04)	(76.97)
	Purchase of intangible assets including intangible assets under development	(54.62)	(44.10)	(115.82)	(16.86)	(16.27)
	Proceeds from sale of property, plant and equipment	-	-	-	1,319.98	-
	Interest received	91.67	27.10	327.02	234.73	315.94
	Dividend received	-	4.16	16.29	13.11	9.22
	Purchase of non-current investments (net of interest accrued upto date of purchase)	-	(1,448.50)	(2,217.84)	(498.71)	-
	Purchase of current investments	-	(3.80)	-	(411.90)	(400.00)
	Investment/maturities in fixed deposits (net)	101.87	89.00	(1,259.87)	149.02	(326.16)
	Maturity / (Placement) of restricted deposit	-	-	-	3.87	-
	Proceeds from redemption of non-current investments	-	-	-	106.00	1,040.80
	Proceeds from redemption of current investments	-	6.00	549.82	-	610.00
	Net cash generated from/ (used in) investing activities (B)	116.81	(1,390.44)	(2,823.10)	726.20	1,156.56
C)	Cash flow from financing activities					
	Proceeds from exercise of stock options	-	-	7.81	75.82	40.75
	Dividend paid	-	-	(403.84)	(362.72)	(1,804.96)
	Lease liability paid	(10.90)	(9.21)	(37.61)	(44.57)	(59.91)
	Interest on lease liability paid	(2.17)	(2.65)	(9.27)	(4.83)	(9.45)
	Net cash used in financing activities (C)	(13.07)	(11.86)	(442.91)	(336.30)	(1,833.57)
	Net increase / (decrease) in cash and cash equivalents (A+B+C)	24.70	(1,292.90)	(1895.79)	1,332.59	324.18

	Particulars	For the period ended		For the year ended		
		June 30, 2023	June 30, 2022	March 31, 2023	March 31, 2022	March 31, 2021
	Cash and cash equivalents at the beginning of the period/ year	171.41	2,067.20	2,067.20	734.61	410.43
	Cash and cash equivalents at the end of the period/year	196.11	774.30	171.41	2,067.20	734.61

Notes to Consolidated Cash Flow Statement Information:

1. Cash and cash equivalents represent cash, bank balances and term deposits with banks with original maturity up to three months.
2. The Group has used profit before tax as the starting point for presenting operating cash flows using the indirect method.

Changes in liabilities arising from financing activities	June 30, 2023	June 30 2020	March 31, 2023	March 31, 2022	March 31, 2021
Opening balance of lease liabilities	79.23	116.84	116.84	61.87	139.08
Additions on account of adoption of Ind AS 116	52.49	-	-	120.44	-
Interest accrued during the period/year	2.17	2.65	9.27	4.83	9.45
Termination	-	-	-	(20.90)	(17.30)
Cash flow movement	(13.07)	(11.86)	(46.88)	(49.40)	(69.36)
Closing balance of lease liabilities	120.82	107.63	79.23	116.84	61.87

Note: The above summary should be read with the basis of preparation and significant accounting policies appearing in Annexure V, Notes to the Restated Consolidated Financial Information appearing in Annexure VI and Statement of Adjustments to the Restated Consolidated Financial Information appearing in Annexure VII.

GENERAL INFORMATION

Our Company was originally incorporated as ‘National Securities Depository Limited’ on December 27, 1995 as a public limited company under the Companies Act, 1956, and was granted the certificate of incorporation by the RoC. Our Company was issued a certificate for commencement of business dated February 8, 1996 by the RoC. Pursuant to the Scheme of Arrangement, the name of our company was changed from ‘National Securities Depository Limited’ to ‘NSDL e-Governance Infrastructure Limited’ and fresh certificate of incorporation was issued on December 19, 2012 by the RoC. The name of our Company was changed from ‘NSDL e-Governance Infrastructure Limited’ to ‘Protean eGov Technologies Limited’ pursuant to a shareholders’ resolution dated October 28, 2021, to represent the full gamut of products and service offerings of the Company in the space of information technology solutions and extension into new markets, sectors and geographies, and a fresh certificate of incorporation was granted by the RoC on December 8, 2021. For further details in relation to the Scheme of Arrangement, see “*History and Certain Corporate Matters - Scheme of Arrangement between NSDL Depository Limited and our Company*” beginning on page 167. For further details in relation to the changes in the name and registered office of our Company, see “*History and Certain Corporate Matters*” beginning on page 165.

Registered and Corporate Office

Protean eGov Technologies Limited

Times Tower, 1st Floor, Kamala Mills Compound
Senapati Bapat Marg, Lower Parel
Mumbai 400 013
Maharashtra
CIN: U72900MH1995PLC095642
Company registration number: 095642

Filing of the Offer Documents

A copy of the Draft Red Herring Prospectus has been filed electronically through the SEBI Intermediary Portal at <https://siportal.sebi.gov.in> as specified in Regulation 25(8) of the SEBI ICDR Regulations and the SEBI circular SEBI/HO/CFD/DIL1/CIR/P/2018/011 dated January 19, 2018. It has also been filed with the SEBI at:

Securities and Exchange Board of India

SEBI Bhavan, Plot No. C4 A, ‘G’ Block
Bandra Kurla Complex
Bandra (E), Mumbai 400 051
Maharashtra, India

A copy of this Red Herring Prospectus, along with the material contracts and documents required to be filed under Section 32 of the Companies Act has been filed with the RoC and a copy of the Prospectus required to be filed under Section 26 of the Companies Act will be filed with the RoC situated at:

Registrar of Companies, Maharashtra at Mumbai

100, Everest
Marine Drive
Mumbai 400 002
Maharashtra, India

Board of Directors

As on the date of this Red Herring Prospectus, our Board comprises the following:

Name	Designation	DIN	Address
Suresh Kumar Sethi	Managing Director and Chief Executive Officer	06426040	C/901, Lodha Bellissimo, N M Joshi Marg, Apollo Mill Compound, Mahalaxmi, Mumbai, 400 011, Maharashtra
Jayesh Waman Sule	Whole-time Director and Chief Operating Officer	07432517	601, Matoshree Heights, D. L. Vaidya Road, Dadar West, Mumbai 400 028, Maharashtra
Karan Omprakash Bhagat	Non-Executive Director	03247753	4501, 45th Floor, Old Simplex Mill Compound, Aqua Tower II, Planet Godrej, K.K. Marg, Near Jacob Circle, Mahalaxmi East, Mumbai, 400 011, Maharashtra
Mukesh Agarwal	Non-Executive Director	03054853	C/O, A-904, Paradise Raheja Vihar, Opp. Chandivali Studio, Powai, Mumbai, 400 072, Maharashtra
Shailesh Vishnubhai Haribhakti	Non-Executive Director	00007347	10 & 11, Sahil Apartments, Aairavat Co-operative Housing Society Ltd, 14 Altamount Road, Cumbala Hill, Mumbai, 400 026, Maharashtra
Abhaya Prasad Hota	Independent Director	02593219	Flat No B2 – 902, Mahindra Vivante, Suren Road, Andheri East, Mumbai, 400 093, Maharashtra

Name	Designation	DIN	Address
Lloyd Mathias	Independent Director	02879668	R-14-B, Windsor Court, DLF Phase IV, Gurgaon, 122 002, Haryana, India
Shailesh Sharad Kekre	Independent Director	07679583	A601, Brigade Gateway, 26/1, Dr Rajkumar Road, Malleshwaram, Bengaluru, 560 055, Karnataka, India
Preeti Gautam Mehta	Independent Director	00727923	22, Bennett Villa, 27, Wodehouse Road, Colaba, Mumbai 400 001, Maharashtra, India
Aruna Krishnamurthy Rao	Independent Director	06986715	2302, Heritage Hiranandani Gardens, Powai, Mumbai 400 076, Maharashtra, India

For further details of our Directors, see “*Our Management*” beginning on page 171.

Company Secretary and Compliance Officer

Maulesh Kantharia
Times Tower, 1st Floor, Kamala Mills Compound
Senapati Bapat Marg, Lower Parel
Mumbai, 400 013
Maharashtra
Tel: +91 22 4090 4242
Email: cs@proteantech.in

Statutory Auditors

B S R & Associates LLP

14th Floor, Central B Wing and North C Wing
Nesco IT Park 4, Nesco Center
Western Express Highway
Goregaon (East), Mumbai- 400 063
Tel: +91 22 6257 1000
Email: shabbirr@bsraffiliates.com
Firm registration number: 116231W/W - 100024
Peer review certificate number: 011719

There has been no change in our auditors in the last three years, preceding the date of this Red Herring Prospectus.

Book Running Lead Managers

ICICI Securities Limited

ICICI Venture House
Appasaheb Marathe Marg
Prabhadevi,
Mumbai 400 025
Maharashtra, India
Tel: +91 22 6807 7100
E-mail: protean.ipo@icicisecurities.com
Investor grievance Id:
customercare@icicisecurities.com
Website: www.icicisecurities.com
Contact person: Rupesh Khant/ Ashik Joisar
SEBI registration no.: INM000011179

IIFL Securities Limited*

24th Floor, One Lodha Place
Senapati Bapat Marg, Lower Parel (West)
Mumbai - 400 013
Maharashtra, India
Tel: +91-22-4646-4600
Email: protean.ipo@iiflcap.com
Investor grievance Id: ig.ib@iiflcap.com
Website: www.iiflcap.com
Contact person: Pinkesh Soni/ Dhruv Bhagwat
SEBI registration no.: INM000010940

* In compliance with the proviso to Regulation 21A of the SEBI Merchant Banker Regulations and Regulation 23(3) of the SEBI ICDR Regulations, IIFL Securities Limited will be

Equirus Capital Private Limited

12th Floor, C Wing, Marathon Futurex
N M Joshi Marg, Lower Parel
Mumbai - 400 013
Maharashtra, India
Tel: +91 22 4332 0700
E-mail: protean.ipo@equirus.com
Investor grievance Id: investorsgrievance@equirus.com
Website: www.equirus.com
Contact person: Ankesh Jain
SEBI registration no.: INM000011286

Nomura Financial Advisory and Securities (India) Private Limited

Ceejay House, Level 11, Plot F, Shivsagar Estate, Dr. Annie Besant Road, Worli
Mumbai 400 018
Maharashtra, India
Tel: +91 22 4037 4037
E-mail: proteanipo@nomura.com
Investor grievance Id: investorgrievances-in@nomura.com
Website:
www.nomuraholdings.com/company/group/asia/india/index.html
Contact person: Vishal Kanjani
SEBI registration no.: INM000011419

involved only in marketing of the Offer. IIFL Securities Limited has signed the due diligence certificate and has been disclosed as BRLM for the Offer.

Legal Counsel to our Company as to Indian Law

Cyril Amarchand Mangaldas

Prestige Falcon Tower
3rd Floor, Brunton Road
Craig Park Layout, Victoria Road
Bengaluru 560 001
Karnataka, India
Tel: +91 80 6792 2000

Registrar to the Offer

Link Intime India Private Limited

C-101, 1st Floor, 247 Park

L.B.S. Marg,
Vikhroli (West)
Mumbai 400 083
Maharashtra, India

Tel: +91 22 49 18 6200

E-mail: protean.ipo@linkintime.co.in

Website: www.linkintime.co.in

Investor grievance e-mail Id: protean.ipo@linkintime.co.in

Contact person: Shanti Gopalkrishnan

SEBI registration number: INR000004058

Bankers to the Offer

Escrow Collection Bank

ICICI Bank Limited

Capital Market Division, 5th Floor,
163 HT Parekh Marg
Backbay Reclamation, Churchgate
Mumbai 400 020
Maharashtra, India

Tel: 022 68052185

Email: ipocmg@icicibank.com

Website: www.icicibank.com

Contact person: Varun Badai

Refund Bank

ICICI Bank Limited

Capital Market Division, 5th Floor,
163 HT Parekh Marg
Backbay Reclamation, Churchgate
Mumbai 400 020
Maharashtra, India

Tel: 022 68052185

Email: ipocmg@icicibank.com

Website: www.icicibank.com

Contact person: Varun Badai

Public Offer Bank

HDFC Bank Limited

HDFC Bank Limited
FIG-OPS Department- Lodha, I Think Techno Campus O-3 Level,
Next to Kanjurmarg Railway Station, Kanjurmarg (Est)
Mumbai 400 042
Maharashtra, India

Tel: 022 30752927/28/2914

Email: siddharth.jadhav@hdfcbank.com, sachin.gawade@hdfcbank.com, eric.bacha@hdfcbank.com, pravin.teli2@hdfcbank.com

Website: www.hdfcbank.com

Contact person: Eric Bacha/ Sachin Gawade/ Pravin Teli/ Siddharth Jadhav/ Tushar Gavankar

Sponsor Banks

ICICI Bank Limited

Capital Market Division, 5th Floor,
163 HT Parekh Marg
Backbay Reclamation, Churchgate
Mumbai 400 020

Maharashtra, India

Tel: 022 68052185

Email: ipocmg@icicibank.com

Website: www.icicibank.com

Contact person: Varun Badai

HDFC Bank Limited

HDFC Bank Limited

FIG-OPS Department- Lodha, I Think Techno Campus O-3 Level,
Next to Kanjurmarg Railway Station, Kanjurmarg (Est)

Mumbai 400 042

Maharashtra, India

Tel: 022 30752927/28/2914

Email: siddharth.jadhav@hdfcbank.com, sachin.gawade@hdfcbank.com, eric.bacha@hdfcbank.com, pravin.teli2@hdfcbank.com

Website: www.hdfcbank.com

Contact person: Eric Bacha/ Sachin Gawade/ Pravin Teli/ Siddharth Jadhav/ Tushar Gavankar

Bankers to our Company

IDBI Bank Limited

Nariman Point Branch, C Wing,
Mittal Tower, Ground Floor,
Mumbai 400 021

Maharashtra

Email: rb004@idbi.co.in

Tel: +91 22 23885388/22885582

Website: www.idbibank.in

Contact person: Ajit Anand, DGM, Branch Head

HDFC Bank Limited

FIG – OPS Department – Lodha

I Think Techno Campus 0 -3 Level,

Next to Kanjurmarg, Railway Station,

Kanjurmarg (East)

Mumbai, 400 042

Maharashtra

Email: varinder.siglani@hdfcbank.com

Tel: +91 22 30752927/ 30752928/30572914

Website: www.hdfcbank.com

Contact person: Tushar Gavankar, Siddharth Jadhav,
Prasanna Uchil, Neerav Desal

Kotak Mahindra Bank Limited

27 BKC, G Block,

Bandra Kurla Complex, Bandra East,

Mumbai 400 051

Email: vidya.murudkar@kotak.com

Tel: +91 8291815401

Website: www.kotak.com

Contact person: Vidya Murudkar

Union Bank of India

Ground Floor, G-4A, Welspun House, Kamala City, Lower
Parel (West)

Mumbai 400 013

Email: cb0750@unionbankofindia.com

Tel: +91 22 24970676/24970678/24933311

Website: www.unionbankofindia.co.in

Contact person: Saibabu, Asst. General Manager

Central Bank of India

Lower Parel, Elmac House,

1st Floor, 126 Senapati Bapat Marg,

Lower Parel 400 013

Mumbai, Maharashtra

Email: bmmums0616@centralbank.co.in

Tel: +91 22 24963278

Contact person: Dinesh Kumar Maurya

Syndicate Member

Equirus Securities Private Limited

A-2102 B, 21st Floor, A Wing
Marathon Futurex, N.M. Joshi Marg
Lower Parel
Mumbai 400 013
Maharashtra, India
Email: equirus_compliance@equirus.com
Tel: 0 22 4332 0600
Contact person: Shital Tamrakar

Designated Intermediaries**Self-Certified Syndicate Banks**

The list of SCSBs notified by SEBI for the ASBA process is available at <http://www.sebi.gov.in/sebiweb/other/OtherAction.do?doRecognised=yes>, or at such other website as may be prescribed by SEBI from time to time. A list of the Designated SCSB Branches with which an ASBA Bidder (other than a UPI Bidder using the UPI Mechanism), not bidding through Syndicate/Sub Syndicate or through a Registered Broker, RTA or CDP may submit the Bid cum Application Forms, is available at <http://www.sebi.gov.in/sebiweb/other/OtherAction.do?doRecognised=yes>, or at such other websites as may be prescribed by SEBI from time to time.

SCSBs and mobile applications enabled for UPI Mechanism

In accordance with SEBI Circular No. SEBI/HO/CFD/DIL2/CIR/P/2019/76 dated June 28, 2019, SEBI Circular No. SEBI/HO/CFD/DIL2/CIR/P/2019/85 dated July 26, 2019 and SEBI Circular No. SEBI/HO/CFD/DIL2/CIR/P/2022/45 dated April 5, 2022, UPI Bidders may apply through the SCSBs and mobile applications whose names appears on the website of the SEBI (<https://www.sebi.gov.in/sebiweb/other/OtherAction.do?doRecognisedFpi=yes&intmId=40>) and (<https://www.sebi.gov.in/sebiweb/other/OtherAction.do?doRecognisedFpi=yes&intmId=43>) respectively, as updated from time to time. A list of SCSBs and mobile applications, which are live for applying in public issues using UPI mechanism is available on <https://www.sebi.gov.in/sebiweb/other/OtherAction.do?doRecognisedFpi=yes&intmId=35> and <https://www.sebi.gov.in/sebiweb/other/OtherAction.do?doRecognisedFpi=yes&intmId=43>, respectively or at such other websites as may be prescribed by SEBI from time to time. A list of SCSBs and mobile applications, which are live for applying in public issues using UPI mechanism is provided as 'Annexure A' for the SEBI circular number SEBI/HO/CFD/DIL2/CIR/P/2019/85 dated July 26, 2019.

Syndicate SCSB Branches

In relation to Bids (other than Bids by Anchor Investors and RIBs) submitted under the ASBA process to a member of the Syndicate, the list of branches of the SCSBs at the Specified Locations named by the respective SCSBs to receive deposits of Bid cum Application Forms from the members of the Syndicate is available on the website of the SEBI (<https://www.sebi.gov.in/sebiweb/other/OtherAction.do?doRecognisedFpi=yes&intmId=35>) and updated from time to time. For more information on such branches collecting Bid cum Application Forms from the Syndicate at Specified Locations, see the website of the SEBI <http://www.sebi.gov.in/sebiweb/other/OtherAction.do?doRecognised=yes> as updated from time to time.

Registered Brokers

Bidders can submit ASBA Forms in the Offer using the stockbroker network of the stock exchange, i.e. through the Registered Brokers at the Broker Centres. The list of the Registered Brokers, including details such as postal address, telephone number and e-mail address, is provided on the websites of the Stock Exchanges at <https://www.bseindia.com/> and https://www.nseindia.com, as updated from time to time.

Registrar and Share Transfer Agents

The list of the RTAs eligible to accept ASBA Forms at the Designated RTA Locations, including details such as address, telephone number and e-mail address, is provided on the websites of the Stock Exchanges at www.bseindia.com/Static/Markets/PublicIssues/RtaDp.aspx? and <https://www.nseindia.com/products-services/initial-public-offerings-asba-procedures> respectively, as updated from time to time.

Collecting Depository Participants

The list of the CDPs eligible to accept ASBA Forms at the Designated CDP Locations, including details such as their name and contact details, is provided on the websites of the Stock Exchanges at www.bseindia.com/Static/Markets/PublicIssues/RtaDp.aspx? and <https://www.nseindia.com/products-services/initial-public-offerings-asba-procedures>, respectively, as updated from time to time.

Appraising Entity

None of the objects for which the Net Proceeds will be utilised have been appraised by any agency.

Credit Rating

As this is an Offer of Equity Shares, credit rating is not required.

IPO Grading

No credit agency registered with SEBI has been appointed in respect of obtaining grading for the Offer.

Debenture Trustees

As this is an Offer of Equity Shares, the appointment of debenture trustees is not required.

Green Shoe Option

No green shoe option is contemplated under the Offer.

Experts to the Offer

Except as stated below, our Company has not obtained any expert opinions:

Our Company has received written consent dated December 24, 2021 from our Statutory Auditors namely, B S R & Associates LLP, Chartered Accountants, holding a valid peer review certificate from ICAI, to include their name as required under section 26(1) of the Companies Act, 2013 read with SEBI ICDR Regulations, in this Red Herring Prospectus, and as an “expert” as defined under section 2(38) and 26(5) of the Companies Act, 2013 to the extent and in their capacity as our Statutory Auditors, and in respect of their (i) examination report dated October 6, 2023 on our Restated Consolidated Financial Information; and (ii) their report dated October 6, 2023 on the Statement of Possible Special Tax Benefits in this Red Herring Prospectus, and such consent has not been withdrawn as on the date of this Red Herring Prospectus. However, the term “expert” shall not be construed to mean an “expert” as defined under the U.S. Securities Act.

Inter-se allocation of responsibilities

The following table sets forth the inter-se allocation of responsibilities for various activities among the Book Running Lead Managers:

Sr. No.	Activity	Responsibility	Co-ordination
1.	Due diligence of the Company including its operations/management/business plans/legal etc. Drafting and design of the Draft Red Herring Prospectus, this Red Herring Prospectus, the Prospectus, abridged prospectus and application form. The Book Running Lead Managers shall ensure compliance with stipulated requirements and completion of prescribed formalities with the Stock Exchange, RoC and SEBI including finalisation of Prospectus and RoC filing	All BRLMs*	ICICI Securities
2.	Capital structuring with the relative components and formalities such as type of instruments, size of issue, allocation between primary and secondary, etc.	All BRLMs*	ICICI Securities
3.	Drafting and approval of all statutory advertisements	All BRLMs*	ICICI Securities
4.	Drafting and approval of all publicity material other than statutory advertisements as mentioned in 3 above, including corporate advertising, brochures, media monitoring, etc. and filing of media compliance report	All BRLMs*	Equirus Capital
5.	Appointment of intermediaries (including co-ordinating all agreements to be entered with such parties): registrar to the Offer, advertising agency, printers, banker(s) to the Offer, Sponsor Bank, Anchor Escrow Bank, Share escrow agent, syndicate members / brokers to the Offer and underwriters.	All BRLMs*	ICICI Securities
6.	Preparation of road show presentation and frequently asked questions	All BRLMs*	Nomura Financial Advisory and Securities
7.	International institutional marketing of the Offer, which will cover, inter alia: <ul style="list-style-type: none">• Institutional marketing strategy and preparation of publicity budget;• Finalising the list and division of international investors for one-to-one meetings• Finalising international road show and investor meeting schedules	All BRLMs*	Nomura Financial Advisory and Securities
8.	Domestic institutional marketing of the Offer, which will cover, inter alia: <ul style="list-style-type: none">• Institutional marketing strategy and preparation of publicity budget;	All BRLMs*	ICICI Securities

Sr. No.	Activity	Responsibility	Co-ordination
	<ul style="list-style-type: none"> Finalising the list and division of domestic investors for one-to-one meetings Finalising domestic road show and investor meeting schedules 		
9.	Non - institutional marketing of the offer, which will cover, inter alia: <ul style="list-style-type: none"> Finalising media, marketing and public relations strategy; and Finalising centres for holding conferences etc. 	All BRLMs*	Equirus Capital
10.	Retail marketing of the offer, which will cover, inter alia: <ul style="list-style-type: none"> Finalising media, marketing and public relations strategy including list of frequently asked questions at retail road shows; Finalising centers for holding conferences for brokers etc.; Follow - up on distribution of publicity and offer material including forms, the Prospectus and deciding on the quantum of Issue material; and Finalising collection centres 	All BRLMs*	IIFL Securities
11.	Coordination with Stock Exchange for book building software, bidding terminals, mock trading, intimation to Stock Exchange for anchor portion and deposit of 1% security deposit with designated stock exchange.	All BRLMs*	Equirus Capital
12.	Managing the book and finalization of pricing in consultation with our Company and/or the Selling Shareholders	All BRLMs*	Nomura Financial Advisory and Securities
13	Post bidding activities including management of escrow accounts, coordinate non-institutional allocation, coordination with registrar, SCSBs and banks, intimation of allocation and dispatch of refund to bidders, etc. Post-Offer activities, which shall involve essential follow-up steps including allocation to anchor investors, follow-up with bankers to the Offer and SCSBs to get quick estimates of collection and advising the issuer about the closure of the Offer, based on correct figures, finalisation of the basis of allotment or weeding out of multiple applications, coordination for unblock of funds by SCSBs, finalization of trading, dealing and listing of instruments, dispatch of certificates or demat credit and refunds and coordination with various agencies connected with the post-issue activity such as registrar to the Offer, bankers to the Offer, SCSBs including responsibility for underwriting arrangements, as applicable. Payment of the applicable securities transaction tax (“STT”) on sale of unlisted equity shares by the Selling Shareholder under the Offer for Sale to the Government and filing of the STT return by the prescribed due date as per Chapter VII of Finance (No. 2) Act, 2004. Co-ordination with SEBI and stock exchange for refund of 1% security deposit and submission of all post-offer reports including final post-offer report to SEBI.	All BRLMs*	Equirus Capital

* In compliance with the proviso to Regulation 21A of the SEBI Merchant Banker Regulations and Regulation 23(3) of the SEBI ICDR Regulations, IIFL Securities Limited will be involved only in marketing of the Offer. IIFL Securities Limited has signed the due diligence certificate and has been disclosed as BRLM for the Offer.

Book Building Process

Book Building Process, in the context of the Offer, refers to the process of collection of Bids from investors on the basis of this Red Herring Prospectus, the Bid cum Application Forms and the Revision Forms within the Price Band. The Price Band and minimum Bid Lot size will be decided by our Company and the Selling Shareholders in consultation with the BRLMs, and advertised in all editions of Financial Express, an English national daily newspaper and all editions of Jansatta, a Hindi national daily newspaper and all editions of Navshakti, a Marathi daily newspaper (Marathi being the regional language of Maharashtra, where our Registered and Corporate Office is located) at least two Working Days prior to the Bid/ Offer Opening Date and shall be made available to the Stock Exchange for the purpose of uploading on their respective websites. The Offer Price shall be determined by our Company, along with Selling Shareholders in consultation with the BRLMs after the Bid/ Offer Closing Date.

All Bidders, except Anchor Investors, are mandatorily required to use the ASBA process for participating in the Offer by providing details of their respective ASBA Account in which the corresponding Bid Amount will be blocked by SCSBs. In addition to this, the RIBs may participate through the ASBA process by either (a) providing the details of their respective ASBA Account in which the corresponding Bid Amount will be blocked by the SCSBs; or (b) through the UPI Mechanism. Anchor Investors are not permitted to participate in the Offer through the ASBA process.

In accordance with the SEBI ICDR Regulations, QIBs and Non-Institutional Bidders are not allowed to withdraw or lower the size of their Bids (in terms of the quantity of the Equity Shares or the Bid Amount) at any stage. RIBs bidding in the Retail Portion and Eligible Employees Bidding in the Employee Reservation Portion (subject to their Bid Amount being up to ₹ 500,000) can revise their Bid(s) during the Bid/ Offer Period and withdraw their Bid(s) until Bid/ Issue Closing Date. Further, Anchor Investors are not allowed to withdraw their Bids after the Anchor Investor Bidding Date. Except for Allocation to RIBs and the Anchor Investors, allocation in the Issue will be on a proportionate basis. Further,

allocation to QIBs in the Net QIB Portion will be on a proportionate basis and allocation to Anchor Investors will be on a discretionary basis. Additionally, allotment to each Non-Institutional Bidder shall not be less than the minimum application size, subject to the availability of Equity Shares in the Non – Institutional Portion, and the remaining Equity Shares, if any, shall be allotted on a proportionate basis.

The Book Building Process is in accordance with guidelines, rules and regulations prescribed by SEBI and are subject to change from time to time. Bidders are advised to make their own judgement about an investment through this process prior to submitting a Bid.

Each Bidder by submitting a Bid in the Offer, will be deemed to have acknowledged the above restrictions and the terms of the Offer.

For further details on the method and procedure for Bidding, see “Offer Structure” and “Offer Procedure” beginning on pages 326 and 330, respectively.

Our Company will comply with the SEBI ICDR Regulations and any other directions issued by SEBI in relation to this Offer. In this regard, our Company along with the Selling Shareholders have appointed the BRLMs to manage this Offer and procure Bids for this Offer.

Bidder should note that, the Offer is also subject to (i) filing of the Prospectus with the RoC; and (ii) obtaining final listing and trading approval of the Stock Exchange, which our Company shall apply for after Allotment within six Working Days of the Bid/ Issue Closing Date or such other period as prescribed under applicable law.

Illustration of Book Building and Price Discovery Process

For an illustration of the Book Building Procedure and the price discovery process, see “Offer Procedure” beginning on page 330.

Underwriting Agreement

After the determination of the Offer Price and allocation of Equity Shares, but prior to the filing of the Prospectus with the RoC, our Company and the Selling Shareholders intend to enter into an Underwriting Agreement with the Underwriters for the Equity Shares proposed to be offered in the Offer. The Underwriting Agreement is dated [●]. Pursuant to the terms of the Underwriting Agreement, the obligations of each of the Underwriters will be several and will be subject to certain conditions specified therein.

The Underwriters have indicated their intention to underwrite the following number of Equity Shares pursuant to the Underwriting Agreement:

(This portion has been intentionally left blank and will be filled in before filing of the Prospectus with the RoC.)

Name, Address, Telephone Number and Email Address of the Underwriters	Indicative Number of Equity Shares to be Underwritten	Amount Underwritten (in ₹ million)
[●]	[●]	[●]

The abovementioned underwriting commitments are indicative and will be finalised after pricing of the Offer, the Basis of Allotment and actual allocation in accordance with provisions of the SEBI ICDR Regulations.

In the opinion of our Board, the resources of the abovementioned Underwriters are sufficient to enable them to discharge their respective underwriting obligations in full. The abovementioned Underwriters are registered with the SEBI under Section 12(1) of the SEBI Act or registered as brokers with the Stock Exchange. Our Board/ IPO Committee, at its meeting held on [●], has accepted and entered into the Underwriting Agreement mentioned above on behalf of our Company.

Allocation among the Underwriters may not necessarily be in proportion to their underwriting commitment set forth in the table above.

Notwithstanding the above table, the Underwriters shall be severally responsible for ensuring payment with respect to the Equity Shares allocated to investors respectively procured by them in accordance with the Underwriting Agreement. In the event of any default in payment, the respective Underwriter, in addition to other obligations defined in the Underwriting Agreement, will also be required to procure subscribers for or subscribe to the Equity Shares to the extent of the defaulted amount in accordance with the Underwriting Agreement. The Underwriting Agreement has not been executed as on the date of this Red Herring Prospectus and will be executed after determination of the Offer Price and allocation of Equity Shares, but prior to the filing of the Prospectus with the RoC. The extent of underwriting obligations and the Bids to be underwritten in the Offer shall be as per the Underwriting Agreement.

CAPITAL STRUCTURE

The Equity Share capital of our Company as on the date of this Red Herring Prospectus is set forth below:

S. No.	Particulars	Aggregate value at face value	Aggregate value at Offer Price*
A.	AUTHORISED SHARE CAPITAL ⁽¹⁾		
	500,000,000 Equity Shares of face value of ₹10 each	5,000,000,000	
B.	ISSUED, SUBSCRIBED AND PAID-UP SHARE CAPITAL BEFORE THE OFFER		
	40,446,732 Equity Shares of face value of ₹10 each	404,467,320	[●]
C.	PRESENT OFFER IN TERMS OF THIS RED HERRING PROSPECTUS ⁽²⁾		
	Offer for Sale of up to 6,191,000 Equity Shares of face value of ₹10 each by the Selling Shareholders aggregating up to ₹[●] million ⁽²⁾⁽³⁾	61,910,000	[●]
	Employee Reservation Portion of up to 150,000 ⁽⁴⁾ Equity Shares	-	[●]
	Net Offer of up to [●] Equity Shares	-	[●]
D.	ISSUED, SUBSCRIBED AND PAID-UP SHARE CAPITAL AFTER THE OFFER		
	40,446,732 Equity Shares of face value of ₹10 each	404,467,320	[●]
E.	SECURITIES PREMIUM ACCOUNT		
	Before and after the Offer		₹200,230,973.74

* To be included upon finalisation of the Offer Price.

- (1) For details in relation to the changes in the authorised share capital of our Company, see “History and Certain Corporate Matters – Amendments to our Memorandum of Association” beginning on page 165.
- (2) The Offer has been authorised by our Board of Directors pursuant to the resolution passed at its meeting held on December 3, 2021 and the DRHP has been approved by our Board pursuant to a resolution passed on December 23, 2021 and IPO Committee resolution dated December 24, 2021 read with resolutions of our Board and IPO Committee dated April 18, 2022 and April 27, 2022, respectively, approving the first addendum to the Draft Red Herring Prospectus dated April 27, 2022 and resolution of the Board dated April 25, 2023 approving the second addendum to the Draft Red Herring Prospectus dated April 25, 2023. Further, our Board has taken on record the consents of the Selling Shareholders to participate in the Offer for Sale pursuant to its resolution dated October 25, 2023. Each of the Selling Shareholders have confirmed and authorized their respective participation in the Offer for Sale. For further details, see “Other Regulatory and Statutory Disclosures” beginning on page 306.
- (3) The Equity Shares being offered by each Selling Shareholder have been held by them for a period of at least one year prior to the date of filing of the Draft Red Herring Prospectus in accordance with the SEBI ICDR Regulations, or are otherwise eligible for being offered for sale pursuant to the Offer in accordance with the provisions of the SEBI ICDR Regulations. For details of authorisations for the Offer for Sale, see “Other Regulatory and Statutory Disclosures” beginning on page 306.
- (4) Eligible Employees bidding in the Employee Reservation Portion must ensure that the maximum Bid Amount does not exceed ₹500,000 (net of Employee Discount). However, the initial Allotment to an Eligible Employee in the Employee Reservation Portion shall not exceed ₹200,000 (net of Employee Discount). Only in the event of an under-subscription in the Employee Reservation Portion post the initial Allotment, such unsubscribed portion may be Allotted on a proportionate basis to Eligible Employees Bidding in the Employee Reservation Portion, for a value in excess of ₹200,000 (net of Employee Discount), subject to the total Allotment to an Eligible Employee not exceeding ₹500,000 (net of Employee Discount). Our Company and the Selling Shareholders in consultation with the Book Running Lead Managers, may offer an Employee Discount of up to [●]% to the Offer Price (equivalent of ₹[●] per Equity Share), which shall be announced at least two Working Days prior to the Bid/Offer Opening Date.

Notes to the Capital Structure

(1) Equity share capital history of our Company

The history of the equity share capital of our Company is set forth below:

Date of allotment of Equity Shares	Number of Equity Shares allotted	Face value per Equity Share (in ₹)	Issue/buyback price per Equity Share (in ₹)	Nature of allotment	Nature of consideration	Cumulative number of Equity Shares	Cumulative paid-up Equity Share capital (in ₹)	Name of allottees/shareholders
December 27, 1995	10	10	10	Initial subscription to the MoA	Cash	10	100	Allotment of three Equity Shares to Industrial Development Bank of India, two Equity Shares to Unit Trust of India, one Equity Share to National Stock Exchange of India Limited, one Equity Share to Anilkumar Gajanan Karkhanis, one Equity Share to Pavagada Srinivasa Subramanyam, one Equity Share to Basudeb Manindra Nath Sen and one Equity Share to Ramchandra Hanmant Patil
August 27, 1996	51,000,000	10	10	Further issue ⁽¹⁾	Cash	51,000,010	510,000,100	Allotment of 21,000,000 Equity Shares to Industrial Development Bank of India, 20,000,000 Equity Shares to Unit Trust of India, and 10,000,000 Equity Shares to National Stock Exchange of India Limited
October 18, 1996	38,999,992	10	10	Further issue	Cash	90,000,002	900,000,020	Allotment of 19,999,995 Equity Shares to Industrial Development Bank of India and 18,999,997 Equity Shares to Unit Trust of India
December 12, 1996	9,999,998	10	10	Further issue	Cash	100,000,000	1,000,000,000	Allotment of 4,999,999 Equity Shares to Industrial Development Bank of India, and 4,999,999 Equity Shares to Unit Trust of India.
July 21, 1997	5,000,000	10	10	Further issue	Cash	105,000,000	1,050,000,000	Allotment of 5,000,000 Equity Shares to State Bank of India
July 19, 2000	(25,000,000)	10	12	Buy-back	NA	80,000,000	800,000,000	Buyback of 12,000,000 Equity Shares from Industrial Development Bank of India, 12,000,000 Equity Shares from Unit Trust of India, and 1,000,000 Equity Shares from State Bank of India
December 9, 2012	(40,000,000)	10	-	Cancellation of 40,000,000 Equity Shares pursuant to the Scheme of Arrangement ⁽²⁾	NA	40,000,000	400,000,000	-
March 8, 2019	5,300	10	310	Exercise of employee stock options granted under the ESOP Scheme	Cash	40,005,300	400,053,000	Allotment of 1,024 Equity Shares to Gopa Kumar T. N., 500 Equity Shares to Ashwini Naigaonkar, 2,024 Equity Shares to Ankush K. Deshpande, 250 Equity Shares to Nitin Joshi, 250 Equity Shares to Prasenjit Mukherjee, 100 Equity Shares to Mandar S. Karlekar, 200 Equity Shares to Anup Kumar Agarwal, and 952 Equity Shares to Sujeet Suryawanshi
March 13, 2020	2,681	10	310	Exercise of employee stock options granted	Cash	40,007,981	40,079,810	Allotment of 2,681 Equity Shares to Sanjay Jain

Date of allotment of Equity Shares	Number of Equity Shares allotted	Face value per Equity Share (in ₹)	Issue/buyback price per Equity Share (in ₹)	Nature of allotment	Nature of consideration	Cumulative number of Equity Shares	Cumulative paid-up Equity Share capital (in ₹)	Name of allottees/shareholders
				under the ESOP Scheme				
March 23, 2021	131,481	10	310	Exercise of employee stock options granted under the ESOP Scheme	Cash	40,139,462	401,394,620	Allotment of 78,837 Equity Shares to Gagan Rai, 15,000 Equity Shares to Jayesh Waman Sule, 8,000 Equity Shares to Tejas Desai, 4,000 Equity Shares to Devendra Rane, 3,000 Equity Shares to Vivek Acharya, 750 Equity Shares to Prasenjit Mukherjee, 500 Equity Shares to Nitin Joshi, 8,000 Equity Shares to Dharmesh Parekh, 2,000 Equity Shares to Ravi Prakash Garg, 500 Equity Shares to Mandar Karlekar, 1,000 Equity Shares to Kamalam Venkatesan, 3,490 Equity Shares to Ranjit Jadhav, 2,500 Equity Shares to Sanjtkumar Gawde, 2,000 Equity Shares to Maulesh Kantharia and 1,904 Equity Shares to Sujeet Suryawanshi
August 17, 2021	127,668	10	310	Exercise of employee stock options granted under the ESOP Scheme	Cash	40,267,130	402,671,300	Allotment of 26,097 Equity Shares to Jayesh Waman Sule, 10,000 Equity Shares to Milind Mungale, 6,815 Equity Shares to T.N. Gopa Kumar, 6,306 Equity Shares to Kishore Sudra, 6,248 Equity Shares to Ashwini Naigaonkar, 6,000 Equity Shares to Hiten Mehta, 5,105 Equity Shares to Prasenjit Mukherjee, 4,382 Equity Shares to Kapil Kapoor, 4,081 Equity Shares to Ankush Deshpande, 4,000 Equity Shares to Amit Sinha, 3,798 Equity Shares to Prakash Talekar, 3,748 Equity Shares to Vivek Acharya, 3,400 Equity Shares to Jaydeep Joshi, 3,276 Equity Shares to Mandar Karlekar, 3,000 Equity Shares to Ajay Munje, 2,856 Equity Shares to Mahesh Sheth, 2,729 Equity Shares to Kamalam Venkatesan, 2,700 Equity Shares to Mantu Prasad, 2,700 Equity Shares to Avinash Krishnan, 2,500 Equity Shares to Sunil Samuel, 2,336 Equity Shares to Dattaram Mhadgut, 2,303 Equity Shares to Devendra Rane, 2,023 Equity Shares to Ravi Garg, 1,598 Equity Shares to Dharmesh Parekh, 1,537 Equity Shares to Abidali Allarakhia, 1,285 Equity Shares to Nitin Joshi, 1,284 Equity Shares to Tejas Desai, 1,200 Equity Shares to Vinith Nair, 1,200 Equity Shares to Dharmesh Bajpai, 1,000 Equity Shares to Babina Dinashan, 952 Equity Shares to Manoj Dave, 709 Equity Shares to Anup K. Agarwal and 500 Equity Shares to Maulesh Kantharia

Date of allotment of Equity Shares	Number of Equity Shares allotted	Face value per Equity Share (in ₹)	Issue/buyback price per Equity Share (in ₹)	Nature of allotment	Nature of consideration	Cumulative number of Equity Shares	Cumulative paid-up Equity Share capital (in ₹)	Name of allottees/shareholders
February 22, 2022	116,946	10	310	Exercise of employee stock options granted under the ESOP Scheme	Cash	40,384,076	403,840,760	Allotment of 40,000 Equity Shares to Suresh Kumar Sethi, 3,094 Equity Shares to Tejas Desai, 11,334 Equity Shares to Amit Sinha, 2,613 Equity Shares to Gopa Kumar T N, 3,500 Equity Shares to Milind Mungale, 3,200 Equity Shares to Dharmesh Parekh, 7,006 Equity Shares to Dattaram Mhadgut, 2,191 Equity Shares to Kapil Arora, 4,825 Equity Shares to Hiten Mehta, 2,035 Equity Shares to Ankush Deshpande, 2,103 Equity Shares to Kishore Sudra, 2,250 Equity Shares to Vivek Acharya, 2,035 Prasenjit Mukherjee, 2,250 Equity Shares to Ashwini Naigaonkar, 952 Equity Shares to Sujeet Suryawanshi, 2,102 Equity Shares to Devendra Rane, 1,167 Equity Shares to Ranjit Jadhav, 2,035 Equity Shares to Nitin Joshi, 1,242 Equity Shares Kamalam Venkatesan, 3,457 Equity shares Dharmesh Kumar Bajpai, 3,300 Equity Shares to Sunil Samuel, 1,266 Equity Shares to Prakash Talekar, 1,340 Equity Shares to Ravi Garg, 3,575 Equity Shares to Vinith Nair, 500 Equity Shares to Babina Dinashan, 1,500 Equity Shares to Maulesh Kantharia, 2,000 Equity Shares to Sanjitkumar Gawde, 1,291 Equity Shares to Mandar Karlekar, 937 Equity Shares to Mantu Prasad, 909 Equity Shares to Anup K. Agarwal, 937 Equity Shares to Avinash Krishnan
September 28, 2022	3,898	10	310	Exercise of employee stock options granted under the ESOP Scheme	Cash	40,387,974	403,879,740	Allotment of 500 Equity Shares to Babina Dinshan, 1,537 Abidali Allarakhia, 909 Anup Kumar Agarwal, 952 Equity Shares to Manoj Dave
Equity Shares issued in the preceding one year below the Offer Price								
February 15, 2023	20,910	10	310	Exercise of employee stock options granted under the ESOP Scheme	Cash	40,408,884	40,4088.840	Allotment of 20,000 Equity Shares to Suresh Kumar Sethi and 910 Equity Shares to Anup Kumar Agarwal
February 15, 2023	12,510	10	10	Exercise of employee stock options granted	Cash	40,421,394	404,213,940	Allotment of 50 Equity Shares to Chandrabhanu Upadhyay, 100 Equity Shares to Manish Girish Bendre, 50 Equity Shares to Darshan Himat Solanki, 100 Equity Shares to Devang Jayantilal Shroff, 100 Equity Shares to Amit

Date of allotment of Equity Shares	Number of Equity Shares allotted	Face value per Equity Share (in ₹)	Issue/buyback price per Equity Share (in ₹)	Nature of allotment	Nature of consideration	Cumulative number of Equity Shares	Cumulative paid-up Equity Share capital (in ₹)	Name of allottees/shareholders
				under the ESOP Scheme				Vasantao Urunkar, 80 Equity Shares to Rahul Jasvantrai Mehta, 100 Equity Shares to Ganeshan V Iyer, 50 Equity Shares to Amit Suresh Khanna, 50 Equity Shares to Rudhira Vijay Pandit, 50 Equity Shares to Sagar Dattatray Salunkhe, 50 Equity Shares to Latesh Shetty, 50 Equity Shares to Onkar Pednekar, 80 Equity Shares to Majiri Sachin Salvi, 50 Equity Shares to Sachin Suryakant Borkar, 80 Equity Shares to Dheeraj Lath, 50 Equity Shares to Truptee Sandeep Parab, 50 Equity Shares to Trupti Sachin Kadam, 50 Equity Shares to Aartee Abhijeet Kakatkar, 80 Equity Shares to Tanmay Nitin Tamhane, 50 Equity Shares to Kamal Lochan Das, 50 Equity Shares to Shripad M Marathe, 100 Equity Shares to Kishor S Parab, 50 Equity Shares to Amol Anil Salunkhe, 80 Equity Shares to Avra Bhawal, 50 Equity Shares to Kiran Navnath Khaire, 80 Equity Shares to Jai Paras, 100 Equity Shares to Imran Khan, 50 Equity Shares to Iliyas Shafiq Shaikh, 50 Equity Shares to Sagar Vikas Jadhav, 50 Equity Shares to Dhaneshwar Kumar, 80 Equity Shares to Sunil Vitthal Zaware, 80 Equity Shares to Jai Kanojia, 50 Equity Shares to Pratik Nanavati, 50 Equity Shares to Laxmi Suvarna, 50 Equity Shares to Sneha Ravindra Lohkare, 50 Equity Shares to Avdhoot Gajanan Shetye, 50 Equity Shares to Swapnil Behre, 50 Equity Shares to Vaibhav Vishnu Patil, 50 Equity Shares to Parag Namdev Nikumbh, 50 Equity Shares to Rahul D Talla, 50 Equity Shares to Sneha Prasad Koli, 80 Equity Shares to Meghna Padmanabhan, 50 Equity Shares to Rajdeep Mukherjee, 80 Equity Shares to Madhuri Rasal, 100 Equity Shares to Hiren Yogeshbhai Joshi, 50 Equity Shares to Harshad V Patil, 80 Equity Shares to Shilpa Waghela, 50 Equity Shares to Dhanashree Arvind Nikam, 50 Equity Shares to Subhash Mandal, 50 Equity Shares to Ricky G Dawda, 50 Equity Shares to Fazal Shaikh, 50 Equity Shares to Gaurav Umesh Dhonde, 50 Equity Shares to Mamta Milind Jadhav, 50 Equity Shares to Rakesh Kumar Chauhan, 80 Equity Shares to Sachin Zilu Tarve, 50 Equity Shares to Abhishek Gajanan Kalambe, 100 Equity Shares to Satish L Katkade, 50 Equity Shares to Pravin

Date of allotment of Equity Shares	Number of Equity Shares allotted	Face value per Equity Share (in ₹)	Issue/buyback price per Equity Share (in ₹)	Nature of allotment	Nature of consideration	Cumulative number of Equity Shares	Cumulative paid-up Equity Share capital (in ₹)	Name of allottees/shareholders
								Baban More, 50 Equity Shares to Tejas Ashok Dhobale, 100 Equity Shares to Manjula Shenoy, 50 Equity Shares to Suraj Kumar Shaw, 50 Equity Shares to Shubhada Rajendra Yelkar, 50 Equity Shares to Prem Sakharam Gaykar, 50 Equity Shares to Mohd Rahim Shaikh, 50 Equity Shares to Arindam Polley, 50 Equity Shares to Sushanta Roy, 50 Equity Shares to Aditya Gajanan Kanade, 50 Equity Shares to Ajit Jai Rewadkar, 50 Equity Shares to Aman Vikash, 50 Equity Shares to Saylee Palande, 200 Equity Shares to Avinash Krishnan, 50 Equity Shares to Soumen Paul, 100 Equity Shares to Rixon Cajitan Miranda, 300 Equity Shares to Kamalam Venkatesan, 100 Equity Shares to Sujal Hiralal Sonar, 100 Equity Shares to Chandrashekhar Subhash Warange, 50 Equity Shares to Amit Virendra Mishra, 200 Equity Shares to Mantu Prasad, 200 Equity Shares to Jaydeep S Joshi, 50 Equity Shares to Kanchan Devi Patel, 80 Equity Shares to Ranjana Chavan, 50 Equity Shares to Amey Vinayak Tupe, 50 Equity Shares to Jigar Pradip Shah, 50 Equity Shares to Durgesh Kumar Mishra, 200 Equity Shares to Mandar Shankar Karlekar, 500 Equity Shares to Amit Sinha, 200 Equity Shares to Dinesh Shashikant Khedkar, 50 Equity Shares to Palappalli Kala Karthikeyan, 50 Equity Shares to Dattaram Ramchandra Bhillare, 80 Equity Shares to Sayali S Kannadkar, 50 Equity Shares to Abhijeet More, 100 Equity Shares to Roy Smuel, 200 Equity Shares to Amol D Jadhav, 80 Equity Shares to Sandeepan Mukherjee, 100 Equity Shares to Parija Prajyot Gandhe, 50 Equity Shares to Ruchita Nagesh Hodavadekar, 50 Equity Shares to Sanjay Sampatrao Saharkar, 50 Equity Shares to Mohammad Faraque Shaikh, 300 Equity Shares to Prakash Rangrao Talekar, 100 Equity Shares to Dipti Atul Nandoskar, 50 Equity Shares to Archana Rajgopal Pillai, 50 Equity Shares to Shashikant B Maurya, 50 Equity Shares to Shweta Pratik Patil, 1,500 Equity Shares to Suresh Kumar Sethi, 200 Equity Shares to Ashwini Devidas Phenany, 80 Equity Shares to Rajiv Narandas Chhichhia, 80 Equity Shares to Ashwin Vijay Limaye, 200 Equity Shares to Inaaya Saadik Khan, 50 Equity Shares to Benaiger Karl

Date of allotment of Equity Shares	Number of Equity Shares allotted	Face value per Equity Share (in ₹)	Issue/buyback price per Equity Share (in ₹)	Nature of allotment	Nature of consideration	Cumulative number of Equity Shares	Cumulative paid-up Equity Share capital (in ₹)	Name of allottees/shareholders
								Photographer, 80 Equity Shares to Pankaj Kanhere, 50 Equity Shares to Sushrut Dattatreya Sathe, 50 Equity Shares to Amol Balkrishna Dubal, 50 Equity Shares to Tejashree Aditya Kanade, 80 Equity Shares to Janhavi Vijay Tendlekar, 50 Equity Shares to Ankit Vijay Shelar, 50 Equity Shares to Pranali Prasad Mhadgut, 50 Equity Shares to Manish Laxman Satve, 50 Equity Shares to Bijal Darji, 100 Equity Shares to Dipali Nikhil Ghorpade, 50 Equity Shares to Sandeep N Patil, 100 Equity Shares to Rajesh Pandurang Happe, 80 Equity Shares to Bibhas Datta, 100 Equity Shares to Vijay R Hegde, 100 Equity Shares to Sudhanshu Shekhar, 80 Equity Shares to Ketan Jain, 200 Equity Shares to Anup Kumar Agarwal, 300 Equity Shares to Sunil Samuel, 100 Equity Shares to Santosh Ramesh Desai, 50 Equity Shares to Joycee Domnic Dias, 100 Equity Shares to Vishal Trimbak Sathe, 50 Equity Shares to Aves Maqsood Ahmed Khan, 50 Equity Shares to Abhinav De, 80 Equity Shares to Relesh G Patil, 50 Equity Shares to Mohit Rajendra Shah, 50 Equity Shares to Sagar Sakharam Kondvilkar and 50 Equity Shares to Vrushali Pritam Gaonkar
August 8, 2023	18,951	10	647	Cash	Exercise of employee stock options granted under the ESOP Scheme	40,440,345	404,403,450	16,720 Equity Shares to Suresh Kumar Sethi, 1,413 Equity Shares to Shreejit Nair, 301 Equity Shares to Ranjit Saraf, 284 Equity Shares to Pratyush Sharma, 166 Equity Shares to Robin Pandey, 38 Equity Shares to Vinita Unavane and 29 Equity Shares to Naresh Kamath
	347	10	310	Cash	Exercise of employee stock options granted under the ESOP Scheme	40,440,692	404,406,920	347 Equity Shares to Sunil Samuel
	6,040	10	10	Cash	Exercise of employee stock options granted under the ESOP Scheme	40,446,732	404,467,320	500 Equity Shares to Gopa Kumar T.N., 400 Equity Shares to Hiten Mehta, 300 Equity Shares to Babina Dinashan, 300 Equity Shares to Ankush Deshpande, 300 Equity Shares to Ajay Munje, 100 Equity Shares to Surya Prakash Singh, 100 Equity Shares to Smita Nair, 100 Equity Shares to Harshali Mungekar, 100 Equity Shares to Sarita D'souza, 100 Equity Shares to Manisha Wayal, 100 Equity Shares to Yogesh

Date of allotment of Equity Shares	Number of Equity Shares allotted	Face value per Equity Share (in ₹)	Issue/buyback price per Equity Share (in ₹)	Nature of allotment	Nature of consideration	Cumulative number of Equity Shares	Cumulative paid-up Equity Share capital (in ₹)	Name of allottees/shareholders
								Deshpande, 100, Equity Shares to Tribhuvan Jha, 100 Equity Shares to Mahesh Chavan, 100 Equity Shares to Dilip Singhal, 100 Equity Shares to Paul Jai Sudhan M, 80 Equity Shares to Amit Mishra, 80 Equity Shares to Prakash Nayak, 80 Equity Shares to Prathmesh Suresh Shirsat, 80 Equity Shares to Vishal Sonawane, 80 Equity Shares to Praveen Kumar, 80 Equity Shares to Ganesh Hipparkar, 80 Equity Shares to Joel Thoppil, 80 Equity Shares to Suraj Pisharody, 80 Equity Shares to Bhavin Sindhavad, 80 Equity Shares to Chetan L Karkera, 80 Equity Shares to Vijay Vishwanath Nikam, 80 Equity Shares to Deepak Wayal, 80 Equity Shares to Amit Bhagat, 80 Equity Shares to Vibhu Tripathi, 80 Equity Shares to Amit Koul, 80 Equity Shares to Ramesh Kumar, 80 Equity Shares to Nikita Prakash Shah, 80 Equity Shares to Aniket Salgavkar, 50 Equity Shares to Piyush Gangwar, 50 Equity Shares to Rohit Dubey, 50 Equity Shares to Suraj Mhadgut, 50 Equity Shares to Prajyot Mane, 50 Equity Shares to Vishal Masurkar, 50 Equity Shares to Sandeep More, 50 Equity Shares to Rakesh Melwani, 50 Equity Shares to Nitisha Rai, 50 Equity Shares to Sushma Rodrigues, 50 Equity Shares to Monica Devlekar, 50 Equity Shares to Vinod Nair, 50 Equity Shares to Dileep Mahato, 50 Equity Shares to Narpalsinh Dabhi, 50 Equity Shares to Sunil Chariya, 50 Equity Shares to Pravin Vanzara, 50 Equity Shares to Ankit Nagar, 50 Equity Shares to Kunal Singh, 50 Equity Shares to Dhara Nilesh Kapadia, 50 Equity Shares to Manoj Bhatt, 50 Equity Shares to Prashant Gurav, 50 Equity Shares to Jeemesh Darjee, 50 Equity Shares to Chaitali Merinde, 50 Equity Shares to Aniket Singh, 50 Equity Shares to Haidar Ali Akbar Ali Shaikh, 50 Equity Shares to Abhay Chaturvedi, 50 Equity Shares to Akash, 50 Equity Shares to Jay Vitlani, 50 Equity Shares to Sachin Sawant, 50 Equity Shares to Pradeep Navale, 50 Equity Shares to Rutuja Naik, 50 Equity Shares to Teresa Basappa Bhaskar, 50 Equity Shares to Mugdha Patil, 50 Equity Shares to Kavita Musale, 50 Equity Shares to Pallavi Prasade, 50 Equity Shares to Mamata Karkera and 50 Equity Shares to Pranet Gomde.

Date of allotment of Equity Shares	Number of Equity Shares allotted	Face value per Equity Share (in ₹)	Issue/buyback price per Equity Share (in ₹)	Nature of allotment	Nature of consideration	Cumulative number of Equity Shares	Cumulative paid-up Equity Share capital (in ₹)	Name of allottees/shareholders
Total						40,446,732	404,467,320	

- (1) 19,000,000 Equity Shares allotted to Industrial Development Bank of India, 18,000,000 Equity Shares allotted to Unit Trust of India and 9,000,000 Equity Shares allotted to National Stock Exchange of India Limited were partly paid up on the date of allotment and were subsequently made fully paid up on October 18, 1996.
- (2) Pursuant to the Scheme of Arrangement, between NSDL Depository Limited and the Company (erstwhile National Securities Depository Limited) the issued, subscribed and paid-up share capital of the Company stood reduced from ₹800,000,000 comprising of 80,000,000 Equity Shares of ₹10 each to ₹400,000,000 comprising of 40,000,000 Equity Shares of ₹10 each pursuant to the cancellation of 40,000,000 Equity Shares of ₹10 each.

(2) ***Preference Share Capital***

Our Company does not have any preference share capital as of the date of this Red Herring Prospectus.

2. **Equity Shares issued for consideration other than cash or by way of bonus issue or out of revaluation reserves**

Our Company has not issued Equity Shares through bonus issue or for consideration other than cash or out of revaluation reserves.

3. **Issue of Equity Shares under Sections 391 to 394 of the Companies Act, 1956 or Sections 230 to 234 of the Companies Act**

Our Company has not allotted any Equity Shares pursuant to any scheme approved under Sections 391 to 394 of the Companies Act, 1956 or Sections 230 to 234 of the Companies Act.

4. **Issue of Equity Shares under employee stock option scheme**

Our Company has issued Equity Shares pursuant to exercise of employee stock options under its ESOP Scheme. For details in relation to the employee stock option plan of our Company, see “*Capital Structure – Employee Stock Option Scheme*” beginning on page 87.

5. **Equity Shares issued in the preceding one year below the Offer Price**

Except as disclosed in “- *Notes to the Capital Structure – Equity share capital history of our Company - Equity Shares issued in the preceding one year below the Offer Price*”, our Company has not issued any equity shares at a price which may be lower than the Offer Price during a period of one year preceding the date of this Red Herring Prospectus.

6. Shareholding Pattern of our Company

The table below presents the shareholding pattern of our Company as of the date of filing of this Red Herring Prospectus:

Category (I)	Category of shareholder (II)	Number of shareholders (III)	Number of fully paid up equity shares held (IV)	Number of Partly paid-up equity shares held (V)	Number of shares underlying depository receipts (VI)	Total number of shares held (VII) = (IV)+(V)+(VI)	Shareholding as a % of total number of shares (calculated as per SCRR, 1957) (VIII) As a % of (A+B+C2)	Number of Voting Rights held in each class of securities (IX)			Number of securities underlying outstanding convertible securities (including Warrants) (X)	Shareholding, as a % assuming full conversion of convertible securities (as a percentage of diluted share capital) (XI) = (VII)+(X) As a % of (A+B+C2)	Number of Locked shares in (XII)		Number of Shares pledged or otherwise encumbered (XIII)		Number of equity shares held in dematerialized form (XIV)	
								Number of Voting Rights					Total as a % of (A+B+C)	Number (a)	As a % of total Shares held (b)	Number (a)		As a % of total Shares held (b)
								Class e.g.: Equity Shares	Class e.g.: Others	Total								
(A)	Promoter and Promoter Group	NA	NA	NA	NA	NA	NA	NA	NA	NA	NA	NA	NA	NA	NA	NA	NA	
(B)	Public	255	40,446,732	-	-	40,446,732	100	40,446,732	-	40,446,732	100	Nil	Nil	Nil	Nil	40,446,732		
(C)	Non-Promoter-Non-Public	Nil	Nil	Nil	Nil	Nil	Nil	Nil	Nil	Nil	Nil	Nil	Nil	Nil	Nil	Nil		
(C1)	Shares underlying depository receipts	Nil	Nil	Nil	Nil	Nil	Nil	Nil	Nil	Nil	Nil	Nil	Nil	Nil	Nil	Nil		
(C2)	Shares held by employee trusts	Nil	Nil	Nil	Nil	Nil	Nil	Nil	Nil	Nil	Nil	Nil	Nil	Nil	Nil	Nil		
	Total	255	40,446,732	-	-	40,446,732	100	40,446,732	-	40,446,732	100	Nil	Nil	Nil	Nil	40,446,732		

7. **Details of equity shareholding of the major shareholders of our Company**

- a) Set forth below is a list of shareholders holding 1% or more of the paid-up Equity Share capital of our Company, on a fully diluted basis, and the number of Equity Shares held by them, as of the date of this Red Herring Prospectus:

S. No.	Name of the shareholder	Pre-Offer [^]	
		Number of Equity Shares	Percentage of the Equity Share capital (%)
1.	NSE Investments Limited	10,018,000	24.77
2.	360 One Special Opportunities Fund (formerly known as IIFL Special Opportunities Fund)	2,894,507	7.16
3.	Administrator of the Specified Undertaking of the Unit Trust of India	2,732,000	6.75
4.	360 One Special Opportunities Fund - Series 4 (formerly known as IIFL Special Opportunities Fund - Series 4)	2,499,178	6.18
5.	360 One Special Opportunities Fund - Series 2 (formerly known as IIFL Special Opportunities Fund - Series 2)	2,016,366	4.99
6.	State Bank of India	2,000,000	4.94
7.	HDFC Bank Limited	2,000,000	4.94
8.	Axis Bank Limited	2,000,000	4.94
9.	Deutsche Bank A.G.*	2,000,000	4.94
10.	360 One Special Opportunities Fund - Series 5 (formerly known as IIFL Special Opportunities Fund - Series 5)	1,947,396	4.81
11.	360 One Special Opportunities Fund - Series 7 (formerly known as IIFL Special Opportunities Fund – Series 7)	1,663,166	4.11
12.	Citicorp Finance India Limited	1,250,000	3.09
13.	The Hong Kong and Shanghai Banking Corporation Limited	1,250,000	3.09
14.	Standard Chartered Bank	1,250,000	3.09
15.	Union Bank of India	1,125,000	2.78
16.	360 One Special Opportunities Fund - Series 3 (formerly known as IIFL Special Opportunities Fund – Series 3)	933,293	2.31
17.	Punjab National Bank	913,000	2.26
18.	Bank of Baroda	625,000	1.55
19.	Canara Bank	500,000	1.24
	Total	39,616,906	97.95

[^]This shareholding data is based on the beneficiary position data of our Company as of October 27, 2023.

*It is hereby clarified that the Mumbai branch office of Deutsche Bank A. G. is the shareholder in the Company and is acting as a Selling Shareholder.

- b) Set forth below is a list of shareholders holding 1% or more of the paid-up Equity Share capital of our Company, on a fully diluted basis, and the number of Equity Shares held by them, as of 10 days prior to the date of this Red Herring Prospectus:

S. No.	Name of the shareholder	Pre-Offer [^]	
		Number of Equity Shares	Percentage of the Equity Share capital (%)
1.	NSE Investments Limited	10,018,000	24.77
2.	360 One Special Opportunities Fund (formerly known as IIFL Special Opportunities Fund)	2,894,507	7.16
3.	Administrator of the Specified Undertaking of the Unit Trust of India	2,732,000	6.75
4.	360 One Special Opportunities Fund - Series 4 (formerly known as IIFL Special Opportunities Fund - Series 4)	2,499,178	6.18
5.	360 One Special Opportunities Fund - Series 2 (formerly known as IIFL Special Opportunities Fund - Series 2)	2,016,366	4.99
6.	State Bank of India	2,000,000	4.94
7.	HDFC Bank Limited	2,000,000	4.94
8.	Axis Bank Limited	2,000,000	4.94
9.	Deutsche Bank A.G.*	2,000,000	4.94
10.	360 One Special Opportunities Fund - Series 5 (formerly known as IIFL Special Opportunities Fund - Series 5)	1,947,396	4.81
11.	360 One Special Opportunities Fund - Series 7 (formerly known as IIFL Special Opportunities Fund – Series 7)	1,663,166	4.11
12.	Citicorp Finance India Ltd.	1,250,000	3.09

S. No.	Name of the shareholder	Pre-Offer [^]	
		Number of Equity Shares	Percentage of the Equity Share capital (%)
13.	The Hong Kong and Shanghai Banking Corporation Limited	1,250,000	3.09
14.	Standard Chartered Bank	1,250,000	3.09
15.	Union Bank of India	1,125,000	2.78
16.	360 One Special Opportunities Fund - Series 3 (formerly known as IIFL Special Opportunities Fund – Series 3)	933,293	2.31
17.	Punjab National Bank	913,000	2.26
18.	Bank of Baroda	625,000	1.55
19.	Canara Bank	500,000	1.24
	Total	39,616,906	97.95

[^]This shareholding data is based on the beneficiary position data of our Company as of October 21, 2023.

*It is hereby clarified that the Mumbai branch office of Deutsche Bank A. G. is the shareholder in the Company and is acting as a Selling Shareholder.

- c) Set forth below is a list of shareholders holding 1% or more of the paid-up Equity Share capital of our Company, on a fully diluted basis, and the number of Equity Shares held by them, as of one year prior to the date of this Red Herring Prospectus:

S. No.	Name of the Shareholder	Pre-Offer [^]	
		Number of Equity Shares	Percentage of the Equity Share capital (%)
1.	NSE Investments Limited	10,018,000	24.80
2.	360 One Special Opportunities Fund (formerly known as IIFL Special Opportunities Fund)	2,894,507	7.17
3.	Administrator of the Specified Undertaking of the Unit Trust of India	2,732,000	6.76
4.	360 One Special Opportunities Fund - Series 4 (formerly known as IIFL Special Opportunities Fund - Series 4)	2,499,178	6.19
5.	360 One Special Opportunities Fund - Series 2 (formerly known as IIFL Special Opportunities Fund - Series 2)	2,016,366	4.99
6.	State Bank of India	2,000,000	4.95
7.	HDFC Bank Limited	2,000,000	4.95
8.	Axis Bank Limited	2,000,000	4.95
9.	Deutsche Bank A.G.*	2,000,000	4.95
10.	360 One Special Opportunities Fund - Series 5 (formerly known as IIFL Special Opportunities Fund - Series 5)	1,947,396	4.82
11.	360 One Special Opportunities Fund - Series 7 (formerly known as IIFL Special Opportunities Fund – Series 7)	1,663,166	4.12
12.	Citicorp Finance India Limited	1,250,000	3.09
13.	HSBC Limited	1,250,000	3.09
14.	Standard Chartered Bank	1,250,000	3.09
15.	Union Bank of India	1,125,000	2.79
16.	360 One Special Opportunities Fund - Series 3 (formerly known as IIFL Special Opportunities Fund – Series 3)	933,293	2.31
17.	Punjab National Bank	913,000	2.26
18.	Bank of Baroda	625,000	1.55
19.	Canara Bank	500,000	1.24
	Total	39,616,906	98.09

[^]This shareholding data is based on the beneficiary position data of our Company as of October 6, 2022.

*It is hereby clarified that the Mumbai branch office of Deutsche Bank A. G. is the shareholder in the Company and is acting as a Selling Shareholder.

- d) Set forth below is a list of shareholders holding 1% or more of the paid-up Share Capital of our Company, on a fully diluted basis, and the number of Equity Shares held by them, as of two years prior to the date of this Red Herring Prospectus:

S. No.	Name of the Shareholder	Pre-Offer [^]	
		Number of Equity Shares	Percentage of the Equity Share capital (%)
1.	NSE Investments Limited	10,018,000	24.88
2.	360 One Special Opportunities Fund (formerly known as IIFL Special Opportunities Fund)	2,894,507	7.19

S. No.	Name of the Shareholder	Pre-Offer [^]	
		Number of Equity Shares	Percentage of the Equity Share capital (%)
3.	Administrator of the Specified Undertaking of the Unit Trust of India	2,732,000	6.78
4.	360 One Special Opportunities Fund - Series 4 (formerly known as IIFL Special Opportunities Fund - Series 4)	2,499,178	6.21
5.	360 One Special Opportunities Fund - Series 2 (formerly known as IIFL Special Opportunities Fund - Series 2)	2,016,366	5.01
6.	State Bank of India	2,000,000	4.97
7.	HDFC Bank Limited	2,000,000	4.97
8.	Axis Bank Limited	2,000,000	4.97
9.	Deutsche Bank A.G.*	2,000,000	4.97
10.	360 One Special Opportunities Fund - Series 5 (formerly known as IIFL Special Opportunities Fund - Series 5)	1,947,396	4.84
11.	360 One Special Opportunities Fund - Series 7 (formerly known as IIFL Special Opportunities Fund - Series 7)	1,663,166	4.13
12.	Citicorp Finance India Limited	1,250,000	3.10
13.	The Hong Kong and Shanghai Banking Corporation Limited	1,250,000	3.10
14.	Standard Chartered Bank	1,250,000	3.10
15.	Union Bank of India	1,125,000	2.79
16.	360 One Special Opportunities Fund - Series 3 (formerly known as IIFL Special Opportunities Fund - Series 3)	933,293	2.32
17.	Punjab National Bank	913,000	2.27
18.	Bank of Baroda	625,000	1.55
19.	Canara Bank	500,000	1.24
	Total	39,616,906	98.39

[^]This shareholding data is based on the beneficiary position data of our Company as of October 6, 2021.

*It is hereby clarified that the Mumbai branch office of Deutsche Bank A. G. is the shareholder in the Company and is acting as a Selling Shareholder.

8. Except pursuant to the issuance and allotment of Equity Shares pursuant to the ESOP Scheme, Our Company presently does not intend or propose to alter its capital structure for a period of six months from the Bid/Offer Opening Date, by way of split or consolidation of the denomination of Equity Shares or further issue of Equity Shares (including issue of securities convertible into or exchangeable, directly or indirectly for Equity Shares) whether on a preferential basis or by way of issue of bonus shares or on a rights basis or by way of further public issue of Equity Shares or otherwise.
9. As of the date of this Red Herring Prospectus, the total number of shareholders of our Company is 255.

10. Details of lock-in of Equity Shares

a) Details of the share capital locked in for eighteen months from the date of allotment

Our Company is a professionally managed company and does not have any identifiable promoter in terms of the SEBI ICDR Regulations and the Companies Act. Accordingly, in terms of Regulation 14(1) of the SEBI ICDR Regulations, there is no requirement of minimum promoter's contribution in this Offer and accordingly, none of the Equity Shares will be locked in for a period of eighteen months pursuant to the Offer.

b) Details of share capital locked in for six months from the date of allotment

In terms of Regulation 17, the entire pre-Offer Equity Share capital of our Company will be locked-in for a period of six months from the date of Allotment, including any unsubscribed portion of the Offer for Sale, except for (i) the Equity Shares sold pursuant to the Offer for Sale; (ii) any Equity Shares allotted to the employees of our Company under the ESOP Scheme prior to the Offer, as applicable; and (iii) any Equity Shares held by a VCF or Category I AIF or Category II AIF or FVCI, as applicable, provided that such Equity Shares shall be locked in for a period of at least six months from the date of purchase by such shareholders.

In terms of Regulation 22 of the SEBI ICDR Regulations, the Equity Shares held by any person and locked-in for a period of six months from the date of Allotment in the Offer may be transferred to any other person holding the Equity

Shares which are locked-in, subject to continuation of the lock-in in the hands of transferees for the remaining period (and such transferees shall not be eligible to transfer until the expiry of the lock-in period) and compliance with the Takeover Regulations.

c) *Lock-in of the Equity Shares to be allotted, if any, to the anchor investors*

There shall be a lock-in of 90 days and 50% of the Equity Shares allotted to the Anchor Investors from the date of Allotment and lock-in of 30 days on the remaining 50% of the Equity Shares allotted to the Anchor Investors from the date of Allotment.

11. *Recording on non-transferability of Equity Shares locked-in*

As required under Regulation 20 of the SEBI ICDR Regulations, our Company shall ensure that the details of the Equity Shares locked-in are recorded by the relevant Depository.

12. None of the Directors of our Company or their relatives, have purchased or sold any securities of our Company during the period of six months immediately preceding the date of this Red Herring Prospectus.

13. There have been no financing arrangements whereby our Directors and their relatives, have financed the purchase by any other person of securities of our Company (other than in the normal course of the business of the relevant financing entity) during a period of six months immediately preceding the date of this Red Herring Prospectus.

14. Neither our Company, nor any of our Directors have entered into any buy-back arrangements for purchase of Equity Shares from any person. Further, the Book Running Lead Managers have not made any buy-back arrangements for purchase of Equity Shares from any person.

15. All Equity Shares offered and Allotted pursuant to the Offer will be fully paid-up at the time of Allotment.

16. Except for the options granted pursuant to the ESOP Scheme, there are no outstanding warrants, options or rights to convert debentures, loans or other instruments into, or which would entitle any person any option to receive Equity Shares as of the date of this Red Herring Prospectus.

17. Except for Equity Shares that may be allotted pursuant to the exercise of employee stock options granted under the ESOP Scheme, there will be no further issue of Equity Shares whether by way of issue of bonus shares, preferential allotment, rights issue or in any other manner during the period commencing from filing of this Red Herring Prospectus with SEBI until the Equity Shares have been listed on the Stock Exchange, or all application monies have been refunded, as the case may be.

18. Except as disclosed in “*Our Management - Shareholding of Directors in our Company*” and “*Our Management - Shareholding of Key Managerial Personnel or Senior Management in our Company*” beginning on pages 178 and 189, respectively, none of our Directors, Key Managerial Personnel or Senior Management hold any Equity Shares of our Company.

19. Apart from 360 One Special Opportunities Fund (*formerly known as IIFL Special Opportunities Fund*), 360 One Special Opportunities Fund – Series 2 (*formerly known as IIFL Special Opportunities Fund Series 2*), 360 One Special Opportunities Fund – Series 3 (*formerly known as IIFL Special Opportunities Fund Series 3*), 360 One Special Opportunities Fund – Series 4 (*formerly known as IIFL Special Opportunities Fund Series 4*), 360 One Special Opportunities Fund – Series 5 (*formerly known as IIFL Special Opportunities Fund Series 5*), 360 One Special Opportunities Fund – Series 6 (*formerly known as IIFL Special Opportunities Fund Series 6*) and 360 One Special Opportunities Fund – Series 7 (*formerly known as IIFL Special Opportunities Fund Series 7*), in respect of which associate entities of IIFL Securities Limited act as a sponsor or investment manager, collectively hold 29.67% of the paid-up pre-Offer Equity Share capital of our Company, and hence IIFL Securities is associated as an ‘associate’ in terms of the SEBI Merchant Bankers Regulations, and will only be involved in the marketing of the Offer. Further, none of the Book Running Lead Managers and its associates (as defined under the Securities and Exchange Board of India (Merchant Bankers) Regulations, 1992) hold any Equity Shares of our Company.

20. No person connected with the Offer, including, but not limited to, the Book Running Lead Managers, the members of the Syndicate, our Company, and Directors shall offer any incentive, whether direct or indirect, in the nature of discount, commission and allowance, except for fees or commission for services rendered in relation to the Offer, in any manner, whether in cash or kind or services or otherwise to any Bidder for making a Bid.

21. Our Company shall ensure that there shall be only one denomination of the Equity Shares, unless otherwise permitted by law.

22. **Employee Stock Options Scheme**

Our Company, pursuant to the resolutions passed by our Board on September 20, 2017, and our Shareholders pursuant to a resolution passed on December 4, 2017, have adopted the ESOP Scheme, which has been amended pursuant to resolution passed by our Board on September 18, 2020 and our Shareholders on December 3, 2020 and has been further amended pursuant to resolutions passed by our Board on June 23, 2021 and August 17, 2021 and Shareholders on September 23, 2021.

Further, the resolution approving amendments to the ESOP Scheme, i.e. increase in ESOP Pool to 2,600,000 options and exercise period “up to 5 years” and grant of Stock Options to employees of group companies and associate companies was passed by circulation on September 2, 2021 by Nomination and Remuneration Committee and on September 3, 2021 by our Board. Pursuant to a resolution passed by the Nomination and Remuneration Committee on April 25, 2022, the name of the ESOP Scheme was changed from ‘NSDL e-Governance Infrastructure Limited – Employee Stock Option Plan 2017’ to ‘Protean eGov Technologies Limited - Employee Stock Option Plan 2017’.

The objective of the ESOP Scheme is *inter alia* to (a) to reward the key Employees for their association, dedication and contribution to the goals of the Company (b) to attract and retain talent and as well as to motivate the employees to contribute to the growth and profitability of our Company and (c) to enable employees to become co-owners and create wealth out of such ownership in future.

Pursuant to the ESOP Scheme and the resolution passed by our Board on September 20, 2017, which has been amended pursuant to resolutions passed by our Board on September 18, 2020, June 23, 2021, August 17, 2021 and through a circular resolution passed on September 3, 2021, authority has been granted to create, offer, issue and allot in one or more tranches at any time to or for the benefit of permanent employees and Directors of our Company, our holding company, group company, associate companies and/or our Subsidiaries, whether in India or elsewhere, such number of stock options (“**Stock Options**”) not exceeding 2,600,000 Equity Shares, being 6.46% of the paid-up equity share capital of our Company as of the date of the adoption of the ESOP Scheme.

The ESOP Scheme is in compliance with Securities and Exchange Board of India (Share Based Employee Benefits and Sweat Equity) Regulations, 2021. The ESOP Scheme will be administered by our Nomination and Remuneration Committee.

As of the date of this Red Herring Prospectus, our Company has granted 1,228,829 Stock Options under the ESOP Scheme.

The details of the ESOP Scheme, as certified by M/s S D T & Co., Chartered Accountants, through a certificate dated October 30, 2023 are as follows:

Particulars	Total
Total number Options granted	1,228,829
Total number Options vested (excluding options that have been exercised)	50,792
Total number Options exercised	446,732
Total number of Equity Shares that would arise as a result of full exercise of options granted (net of cancelled options)	1,188,147
Total number Options forfeited/lapsed/cancelled	40,682
Money realised by exercise of options	₹139.31 million
Total number of options in force	741,415

Particulars	From July 1, 2023 till the date of this Red Herring Prospectus	June 30, 2023	Fiscal 2023	Fiscal 2022	Fiscal 2021
Outstanding at the beginning of the year	207,152	125,037	83,256	292,719	380,492
Options granted	559,601	83,173	91,623	38,240	60,000
Exercise Price (in ₹)	(10-647)	-	(10-310)	(10-310)	310.00
Options exercised during the period/year	-	-	(37,318)	(244,614)	(131,481)
Options forfeited/lapsed during the period/year	-	(1,058)	(12,524)	(3,089)	(16,294)
Rounding off	-	-	-	-	2
Variation of terms of options	None	None	None	None	None
Money realized by exercise of options	₹12.43 million	-	₹6.05 million	₹75.83 million	₹40.76 million
Total number of options in force outstanding at the period of year	741,415	207,152	125,037	83,256	292,719
Total options Exercisable (excluding the options that have been exercised)	50,792	73,454	38,368	27,196	170,326
Employee-wise detail of options granted to:					
i. Key managerial personnel and Senior Management as identified by management	Name of Key Managerial Personnel and Senior Management		Total no. of options granted		
	Suresh Kumar Sethi		150,273		
	Jayesh Waman Sule		117,981		
	Tejas Desai		17,286		
	Maulesh Kantharia		8,861		
	Gopa Kumar T. N.		23,475		
	Dharmesh Parekh		19,727		
	Amit Sinha		29,009		
	Dattaram Mhadgut		14,517		
	Hiten Mehta		21,900		
	Kapil Kapoor		19,611		
	Sudeep Bhatia		23,169		
	Bertram D'souza		22,282		
	Dipali Sheth		21,521		
	Metesh Devendra Singh Bhati		14,194		
	Gaurav Ramdev		8,746		
ii. Any other employee who received a grant in any one year of options amounting to 5% or more of the options granted during the year	Nil	Nil	Nil	Nil	Nil
iii. Identified employees who were granted options during any one year equal to or exceeding 1% of the issued capital (excluding outstanding warrants and conversions) of our Company at the time of grant	Nil	Nil	Nil	Nil	Nil
Fully diluted Earnings per Equity Share – (face value of ₹10 per Equity Share) pursuant to issue of Equity Shares on exercise of options calculated in accordance with the applicable accounting standard for 'Earnings per Share'	NA	₹5.26	₹26.48	₹35.75	₹23.00
Lock-in	NA	NA	NA	NA	NA

Particulars	From July 1, 2023 till the date of this Red Herring Prospectus	June 30, 2023	Fiscal 2023	Fiscal 2022	Fiscal 2021																																																
Difference, if any, between employee compensation cost calculated using the intrinsic value of stock options and the employee compensation cost calculated on the basis of fair value of stock options and its impact on profits and on the Earnings per Equity Share – (face value ₹10 per Equity Share)	NA ¹	Not applicable because the company has accounted employee compensation in books using the fair value of options.																																																			
Description of the pricing formula method and significant assumptions used during the year to estimate the fair values of options, including weighted-average information, namely, risk-free interest rate, expected life, expected volatility, expected dividends and the price of the underlying share in market at the time of grant of the option	Not applicable	The fair value of ESOPs granted is determined using Black & Scholes Model.																																																			
		<table border="1"> <thead> <tr> <th>Variables:</th> <th>Options granted on 15 February 2023 (Average)</th> <th>Options granted on 23 November 2022 (Average)</th> </tr> </thead> <tbody> <tr> <td>Risk free interest rate</td> <td>7.40%</td> <td>7.26%</td> </tr> <tr> <td>Expected tenure</td> <td>2.25</td> <td>2.25</td> </tr> <tr> <td>Expected volatility</td> <td>54.07%</td> <td>67.83%</td> </tr> <tr> <td>Price of the underlying share in market at the time of the option grant (Rs.)</td> <td>447.98</td> <td>508.86</td> </tr> </tbody> </table>				Variables:	Options granted on 15 February 2023 (Average)	Options granted on 23 November 2022 (Average)	Risk free interest rate	7.40%	7.26%	Expected tenure	2.25	2.25	Expected volatility	54.07%	67.83%	Price of the underlying share in market at the time of the option grant (Rs.)	447.98	508.86																																	
Variables:	Options granted on 15 February 2023 (Average)	Options granted on 23 November 2022 (Average)																																																			
Risk free interest rate	7.40%	7.26%																																																			
Expected tenure	2.25	2.25																																																			
Expected volatility	54.07%	67.83%																																																			
Price of the underlying share in market at the time of the option grant (Rs.)	447.98	508.86																																																			
Impact on profit and Earnings per Equity Share – (face value ₹10 per Equity Share) of the last three years if the accounting policies prescribed in the SEBI SBEB Regulations had been followed in respect of options granted in the last three years	NA ²	Not applicable because the company has accounted employee compensation in books using the fair value of options.																																																			
Intention of the KMPs, Senior Management and whole-time directors who are holders of Equity Shares allotted on exercise of options granted to sell their equity shares within three months after the date of listing of Equity Shares pursuant to the Offer	<table border="1"> <thead> <tr> <th>Name of Key Managerial Personnel and Senior Management</th> <th>Total no. of options granted</th> <th>Options exercised and converted into equity shares</th> </tr> </thead> <tbody> <tr> <td>Suresh Kumar Sethi</td> <td>150,273</td> <td>78,220</td> </tr> <tr> <td>Jayesh Waman Sule</td> <td>117,981</td> <td>41,097</td> </tr> <tr> <td>Tejas Desai</td> <td>17,286</td> <td>12,378</td> </tr> <tr> <td>Maulesh Kantharia</td> <td>8,861</td> <td>4,000</td> </tr> <tr> <td>Gopa Kumar T. N.</td> <td>23,475</td> <td>11,428</td> </tr> <tr> <td>Dharmesh Parekh</td> <td>19,727</td> <td>12,798</td> </tr> <tr> <td>Amit Sinha</td> <td>29,009</td> <td>15,834</td> </tr> <tr> <td>Dattaram Mhadgut</td> <td>14,517</td> <td>9,342</td> </tr> <tr> <td>Hiten Mehta</td> <td>21,900</td> <td>11,225</td> </tr> <tr> <td>Kapil Kapoor</td> <td>19,611</td> <td>6,573</td> </tr> <tr> <td>Sudeep Bhatia</td> <td>23,169</td> <td>-</td> </tr> <tr> <td>Bertram D'souza</td> <td>22,282</td> <td>-</td> </tr> <tr> <td>Dipali Sheth</td> <td>21,521</td> <td>-</td> </tr> <tr> <td>Metesh Devendra Singh Bhati</td> <td>14,194</td> <td>-</td> </tr> <tr> <td>Gaurav Ramdev</td> <td>8,746</td> <td>-</td> </tr> </tbody> </table>					Name of Key Managerial Personnel and Senior Management	Total no. of options granted	Options exercised and converted into equity shares	Suresh Kumar Sethi	150,273	78,220	Jayesh Waman Sule	117,981	41,097	Tejas Desai	17,286	12,378	Maulesh Kantharia	8,861	4,000	Gopa Kumar T. N.	23,475	11,428	Dharmesh Parekh	19,727	12,798	Amit Sinha	29,009	15,834	Dattaram Mhadgut	14,517	9,342	Hiten Mehta	21,900	11,225	Kapil Kapoor	19,611	6,573	Sudeep Bhatia	23,169	-	Bertram D'souza	22,282	-	Dipali Sheth	21,521	-	Metesh Devendra Singh Bhati	14,194	-	Gaurav Ramdev	8,746	-
Name of Key Managerial Personnel and Senior Management	Total no. of options granted	Options exercised and converted into equity shares																																																			
Suresh Kumar Sethi	150,273	78,220																																																			
Jayesh Waman Sule	117,981	41,097																																																			
Tejas Desai	17,286	12,378																																																			
Maulesh Kantharia	8,861	4,000																																																			
Gopa Kumar T. N.	23,475	11,428																																																			
Dharmesh Parekh	19,727	12,798																																																			
Amit Sinha	29,009	15,834																																																			
Dattaram Mhadgut	14,517	9,342																																																			
Hiten Mehta	21,900	11,225																																																			
Kapil Kapoor	19,611	6,573																																																			
Sudeep Bhatia	23,169	-																																																			
Bertram D'souza	22,282	-																																																			
Dipali Sheth	21,521	-																																																			
Metesh Devendra Singh Bhati	14,194	-																																																			
Gaurav Ramdev	8,746	-																																																			
Intention to sell Equity Shares arising out of an employee stock option scheme within three months after the listing of Equity Shares, by Directors, senior management personnel and employees having Equity Shares arising out of an employee stock option scheme, amounting to more than 1% of the issued capital (excluding outstanding warrants and conversions)	Not applicable since none of the Directors, Senior Management and employees hold Equity Shares issued under the ESOP scheme amounting to more than 1% of the issued capital (excluding outstanding warrants and conversions)																																																				

1. Our Company does not have audited financial statement to the date, hence not applicable.

OBJECTS OF THE OFFER

The objects of the Offer are to (i) achieve the benefits of listing the Equity Shares on the Stock Exchange; and (ii) carry out the Offer for Sale of up to 6,191,000 Equity Shares aggregating up to ₹[●] million by the Selling Shareholders. Further, our Company expects that the proposed listing of its Equity Shares will enhance our visibility and brand image as well as provide a public market for the Equity Shares in India. The Selling Shareholders will be entitled to the entire proceeds of the Offer (net of any Offer related expenses and applicable taxes to be borne by the Selling Shareholders). For details of the Selling Shareholders and their participation in the Offer see “*The Offer*” beginning on page 57.

Utilisation of the Offer Proceeds by Selling Shareholders

Our Company will not receive any proceeds from the Offer (the “**Offer Proceeds**”) and all the Offer Proceeds will be received by the Selling Shareholders, in proportion to the Offered Shares sold by the respective Selling Shareholders as part of the Offer after deducting its proportion of the Offer expenses and applicable taxes thereon. For details of Offered Shares offered by each Selling Shareholder, see “*The Offer*” and “*Other Regulatory and Statutory Disclosures*” beginning on pages 57 and 306, respectively.

Offer Expenses

The total expenses of the Offer are estimated to be approximately ₹[●] million.

The Offer expenses comprise of, among other things, listing fees, audit fees of the statutory auditors (other than to the extent attributable to the Offer), fees and expenses for counsel to the Selling Shareholders, Managers’ fee, underwriting commissions, SEBI and Stock Exchange filing fee, roadshow expenses, procurement commissions, if any, and brokerage due to the underwriters and sub-brokers or stock brokers, fees payable to the Self Certified Syndicate Banks, syndicate member, other Designated Intermediaries, legal advisors and any other agreed fees and commissions payable in relation to the Offer.

Except for (a) listing fees, audit fees of the statutory auditors (other than to the extent attributable to the Offer), and expenses in relation to product or corporate advertisements of the Company, i.e., any corporate advertisements consistent with the past practices of the Company (other than expenses in relation to the marketing and advertising undertaken specifically for the Offer), each of which shall be solely borne by the Company; and (b) fees and expenses for counsel to the Selling Shareholders, which shall be solely borne by the respective Selling Shareholders, all other Offer expenses will be borne by the Selling Shareholders. All such payments shall be made by the Company on behalf of the Selling Shareholders and upon the successful completion of the Offer, the Selling Shareholders shall, severally and not jointly, reimburse the Company, on a pro-rata basis, in proportion to their respective portion of the Offered Shares, for any expenses incurred by the Company on behalf of such Selling Shareholder in relation to the Offer. Further, the Offer expenses to be borne by the Selling Shareholders shall be reimbursed to the Company only upon the successful completion of the Offer (i.e., upon the listing and trading of the Equity Shares on the Stock Exchange). Further, in the event the Offer fails for any reason whatsoever, all Offer related expenses except as stated in (a) above, shall be shared by the Selling Shareholders on a pro-rata basis.

The estimated Offer related expenses are as under:

Activity	Estimated expenses ⁽¹⁾ (in ₹ million)	As a % of total estimated Offer expenses ⁽¹⁾	As a % of the total Offer size ⁽¹⁾
Book Running Lead Managers fees and commissions (including any underwriting commission, brokerage and selling commission)	[●]	[●]	[●]
Commission/processing fee for SCSBs, Sponsor Bank and Bankers to the Offer. Brokerage and selling commission and bidding charges for Members of the Syndicate, Registered Brokers, RTAs and CDPs ⁽²⁾ ⁽³⁾ ⁽⁴⁾	[●]	[●]	[●]
Fees payable to Registrar to the Offer	[●]	[●]	[●]
Others			
- regulatory filing fees, book building software fees, listing fees, etc.	[●]	[●]	[●]
- printing and stationery	[●]	[●]	[●]
- fee payable to legal counsels	[●]	[●]	[●]
- advertising and marketing	[●]	[●]	[●]
- other advisors to the Offer ⁽⁵⁾	[●]	[●]	[●]
- miscellaneous	[●]	[●]	[●]
Total estimated Offer expenses	[●]	[●]	[●]

(1) Offer expenses include applicable taxes, where applicable. Offer expenses will be incorporated at the time of filing of the Prospectus. Offer expenses are estimates and are subject to change.

(2) Selling commission payable to the SCSBs on the portion for RIBs and Non-Institutional Bidders, which are directly procured by them would be as follows:

Portion for RIBs*	0.35% of the Amount Allotted (plus applicable taxes)*
Portion for Non-Institutional Bidders*	0.20% of the Amount Allotted (plus applicable taxes)*

*Amount Allotted is the product of the number of Equity Shares Allotted and the Offer Price

No processing/uploading charges shall be payable by our Company and the Selling Shareholders to the SCSBs on the applications directly procured by them.

The selling commission payable to the SCSBs will be determined on the basis of the bidding terminal ID as captured in the bid book of BSE.

SCSBs will be entitled to a processing fee for processing the ASBA Form procured by the members of the Syndicate (including their sub-syndicate members), CRTAs or CDPs from Retail Individual Bidders and Non-Institutional Bidders (excluding UPI Bids) and submitted to the SCSBs for blocking as follows:

Portion for RIBs*	₹10/- per valid ASBA Forms (plus applicable taxes)
Portion for Non-Institutional Bidders*	₹10/- per valid ASBA Forms (plus applicable taxes)

*Based on valid ASBA Forms

Processing fees payable to the SCSBs for capturing Syndicate Member/Sub-syndicate (Broker)/Sub-broker code on the ASBA Form for Non- Institutional Bidders with bids above ₹500,000 would be ₹10 plus applicable taxes, per valid application.

(3) Brokerage, selling commission and processing/ uploading charges on the portion for Retail Individual Bidders and Non-Institutional Bidders (excluding

UPI Bids) which are procured by the members of the Syndicate (including their sub-syndicate members), CRTAs, CDPs or for using 3-in-1 type accounts-linked online trading, demat & bank account provided by some of the brokers which are members of Syndicate (including their sub-syndicate members) would be as follows:

Portion for RIBs*	0.35% of the Amount Allotted (plus applicable taxes)*
Portion for Non-Institutional Bidders *	0.20% of the Amount Allotted (plus applicable taxes)*

*Amount Allotted is the product of the number of Equity Shares Allotted and the Issue Price.

The selling commission payable to the Syndicate / Sub-Syndicate Members will be determined:

- For RIBs and Non-Institutional Bidders (up to ₹500,000) on the basis of the application form number / series, provided that the application is also bid by the respective Syndicate / Sub-Syndicate Member. For clarification, if a Syndicate ASBA application on the application form number / series of a Syndicate / Sub-Syndicate Member, is bid by an SCSB, the Selling Commission will be payable to the SCSB and not the Syndicate / Sub-Syndicate Member.
- For Non-Institutional Bidders (Bids above ₹500,000) on the basis of the Syndicate ASBA Form bearing SM Code & Sub-Syndicate Code of the application form submitted to SCSBs for Blocking of the Fund and uploading on the Exchanges platform by SCSBs. For clarification, if a Syndicate ASBA application on the application form number / series of a Syndicate / Sub-Syndicate Member, is bid by an SCSB, the Selling Commission will be payable to the Syndicate / Sub-Syndicate members and not the SCSB.

The payment of selling commission payable to the sub-brokers / agents of sub-syndicate members are to be handled directly by the respective sub-syndicate member.

The selling commission payable to the CRTAs and CDPs will be determined on the basis of the bidding terminal id as captured in the bid book of BSE.

(4) **Uploading Charges:**

- Payable to members of the Syndicate (including their sub-Syndicate Members), on the applications made using 3-in-1 accounts, would be ₹10 plus applicable taxes, per valid application bid by the Syndicate member (including their sub-Syndicate Members).
- Bid Uploading charges payable to the SCSBs on the portion of QIB and Non-Institutional Bidders (excluding UPI Bids) which are procured by the members of the Syndicate/sub-Syndicate/Registered Broker/RTAs/ CDPs and submitted to SCSB for blocking and uploading would be ₹10 per valid application (plus applicable taxes)

The selling commission and bidding charges payable to Registered Brokers the RTAs and CDPs will be determined on the basis of the bidding terminal id as captured in the Bid Book of BSE

The Bidding/uploading charges payable to the Syndicate/Sub-Syndicate Members, RTAs and CDPs will be determined on the basis of the bidding terminal id as captured in the bid book of BSE.

Selling commission payable to the registered brokers on the portion for Retail Individual Bidders and Non-Institutional Bidders which are directly procured by the Registered Brokers and submitted to SCSB for processing would be as follows: Portion for Retail Individual Bidders and Non-Institutional Bidders: ₹10/- per valid ASBA Form (plus applicable taxes).

(5) **Uploading charges/ Processing fees for applications made by UPI Bidders using the UPI Mechanism would be as under:**

Members of the Syndicate / RTAs / CDPs (uploading charges)	₹30 per valid application (plus applicable taxes) subject to a maximum of ₹ 10 million (Rupees ten million) payable on a pro rata basis
HDFC Bank	₹Nil per valid Bid cum Application Form (applicable taxes) The Sponsor Banks shall be responsible for making payments to the third parties such as remitter bank, NPCI and such other parties as required in connection with the performance of its duties under applicable SEBI circulars, agreements and other applicable laws
ICICI Bank	₹Nil per UPI valid application plus applicable taxes. The Sponsor Banks shall be responsible for making payments to the third parties such as remitter bank, NPCI and such other parties as required in connection with the performance of its duties under applicable SEBI circulars, agreements and other applicable laws

All such commissions and processing fees set out above shall be paid as per the timelines in terms of the Syndicate Agreement and Cash Escrow and Sponsor Bank Agreement.

Pursuant to SEBI circular no. SEBI/HO/CFD/DIL2/P/CIR/2022/75 dated May 30, 2022, applications made using the ASBA facility in initial public offerings (opening on or after September 1, 2022) shall be processed only after application monies are blocked in the bank accounts of investors (all categories). Accordingly, Syndicate / sub-Syndicate Member shall not be able to Bid the Application Form above ₹ 5 lakhs and the same Bid cum Application Form need to be submitted to SCSB for blocking of the fund and uploading on the Stock Exchange bidding platform. To identify bids submitted by Syndicate / sub-Syndicate Member to SCSB a special Bid-cum-application form with a heading / watermark "Syndicate ASBA" may be used by Syndicate / sub-Syndicate Member along with SM code and broker code mentioned on the Bid-cum Application Form to be eligible for brokerage on allotment. However, such special forms, if used for RIB and NIB bids up to ₹ 5 lakhs will not be eligible for brokerage.

The processing fees for applications made by UPI Bidders using the UPI Mechanism may be released to the remitter banks (SCSBs) only after such banks provide a written confirmation on compliance with SEBI Circular No: SEBI/HO/CFD/DIL2/CIR/P/2021/570 dated June 2, 2021 read with SEBI Circular No: SEBI/HO/CFD/DIL2/CIR/P/2021/2480/1/M dated March 16, 2021 and such payment of processing fees to the SCSBs shall be made in compliance with SEBI Circular No: SEBI/HO/CFD/DIL2/CIR/P/2022/51 dated April 20, 2022.

(6) **Other advisors in relation to the Offer inter alia include the following:**

- Independent Chartered Accountants – for providing certifications regarding certain financial and operational data;
- CRISIL – for providing the CRISIL Report;
- Practising Company Secretary - who conducted a search of the RoC and issued a certificate confirming that certain corporate records are not traceable;
- virtual data room provider in connection with the due diligence for the Offer; and
- Practising Chartered Accountant – who will be engaged for assisting in post-Offer process.

Monitoring Utilization of Funds

Since the Offer is an offer for sale and our Company will not receive any proceeds from the Offer, our Company is not required to appoint a monitoring agency for the Offer.

Other Confirmations

Except to the extent of any proceeds received pursuant to the sale of Equity Shares proposed to be sold in the Offer, none of our Directors, KMPs, Senior Management or Group Company will receive any portion of the Offer Proceeds.

BASIS FOR OFFER PRICE

The Offer Price will be determined by our Company and the Selling Shareholders, in consultation with the Book Running Lead Managers, on the basis of assessment of market demand for the Equity Shares offered through the Book Building Process and on the basis of quantitative and qualitative factors as described below. The face value of the Equity Shares is ₹10 each and the Offer Price is [●] times the face value at the lower end of the Price Band and [●] times the face value at the higher end of the Price Band.

Bidders should read “*Our Business*”, “*Risk Factors*”, “*Restated Consolidated Financial Information*” and “*Management’s Discussion and Analysis of Financial Condition and Results of Operations*” beginning on pages 135, 24, 195 and 267, respectively, to have an informed view before making an investment decision.

Qualitative Factors

We believe that some of the qualitative factors which form the basis for computing the Offer Price are as follows:

Qualitative Factor	Explanation
Pioneer and market leader in universal, citizen centric and population scale e-governance solutions	We have demonstrable experience in implementing and managing population scale critical solutions, and since inception and as of June 30, 2023, we have developed and implemented 19 projects across seven ministries across India. We continue to be a market leader in provision of e-governance services such as management of the TIN, PAN processing, NPS and Atal Pension Yojana (<i>Source: CRISIL Report</i>).
Secure, scalable and advanced technology infrastructure	We have developed scalable platforms by adopting a differentiated technology-centric approach focusing on increasing security and risk mitigation to help drive growth. Our platforms require limited capital expenditure to scale when we add new offerings or when volumes increase allowing us to offer seamless and efficient services to users. We deploy techniques like multi-tasking, multi-threading, caching and use advanced automation tools, monitoring tools, backup methodologies and relational database management system. We have also adopted secure protocols that include multi-zone and three-tier architecture, 128-bit encryption, dual firewalls for core and perimeter and an intrusion prevention system.
Large physical infrastructure with pan-India network and scale resulting in inclusion	We have developed a pan-India service delivery network across India for various public and other services provided by us. Our service network has grown over the years and grew from 33,041 centres, as of March 31, 2021 to 53,948 centres, as of March 31, 2022, 74,435 centres as of March 31, 2023 and further to 79,374 centres, as of June 30, 2023. We believe that this large physical infrastructure assists in completing the digital journey of individuals who have limited or no access to technology infrastructure and helps us achieve certain of our sustainable development goals through greater inclusivity.
Diversified, granular and annuity based service offerings	Our diversified service offerings are spread across sectors such as tax administration, pension record keeping solutions, national identity and identity authentication solutions, education and skill financing solutions. A significant portion of our revenue generated from our offerings are based on per-transaction basis leading to substantial granularity and consequent stability in revenues.
Track record of healthy financial performance	We have established a track-record of strong and consistent financial performance. Our profit for the year/period was ₹ 921.87 million, ₹ 1,439.37 million, ₹ 1,070.42 million, ₹ 212.71 million and ₹ 322.11 million in Fiscals 2021, 2022 and 2023 and in the three months ended June 30, 2022 and June 30, 2023, respectively. Our operations have been funded entirely by internal accruals since Fiscal 1998 and we are a debt-free company. Our business model has been profitable since Fiscal 1999 and have consistently declared and paid dividend since Fiscal 2001.
Experienced senior management team backed by strong corporate governance standards and supported by marquee investors	Our experienced senior management team has been instrumental in the growth of our operations over the years with many of them being associated with our Company for over two decades. Their collective industry experience has enabled us to anticipate and capitalize on changing market trends, manage and grow our operations and leverage and deepen client relationships.

For further details, see “*Our Business – Strengths*” beginning on page 138.

Quantitative Factors

Certain information presented below relating to our Company is derived from the Restated Consolidated Financial Information. For details, see “*Restated Consolidated Financial Information*” beginning on page 195.

Some of the quantitative factors which may form the basis for computing the Offer Price are as follows:

A. Basic and Diluted Earnings Per Share (“EPS”), as adjusted for changes in capital:

As derived from the Restated Consolidated Financial Information:

Fiscal	Basic EPS (in ₹) ⁽¹⁾	Diluted EPS (in ₹) ⁽²⁾	Weight
March 31, 2023	26.50	26.48	3
March 31, 2022	35.78	35.75	2
March 31, 2021	23.02	23.00	1
Weighted Average	29.01	28.99	-
For three months period ended June 30, 2023*	7.97	7.96	-
For three months period ended June 30, 2022*	5.27	5.26	-

*Not annualized

Notes:

- Basic EPS and Diluted EPS has been calculated in accordance with the Indian Accounting Standard 33 – “Earnings per share”. The face value of equity shares of the Company is ₹10.
- Weighted average number of equity shares is the number of equity shares outstanding at the beginning of the year/period adjusted by the number of equity shares issued during the year multiplied by the time weighting factor. The time weighting factor is the number of days for which the specific shares are outstanding as a proportion of total number of days during the year/period. The figures disclosed above are based on the Restated Consolidated Financial Information of Company.
- Earning Per Share (Basic) = Restated net profit after tax and adjustments, available for equity shareholders/Weighted average number of equity shares outstanding during the period/year.
- Earning Per Share (Diluted) = Restated profit for the period/year / Weighted average number of diluted potential equity shares outstanding during the period/year.
- The figures disclosed above are based on the Restated Consolidated Financial Information

B. Price/Earning (“P/E”) ratio in relation to Price Band of ₹ [●] to ₹ [●] per Equity Share:

Particulars	P/E at the lower end of Price Band (no. of times)*	P/E at the higher end of Price Band (no. of times)*
Based on Basic EPS for Financial Year ended March 31, 2023	[●]	[●]
Based on Diluted EPS for Financial Year ended March 31, 2023	[●]	[●]

*will be populated after finalization of price band

C. Industry Peer Group P/E ratio

Not applicable as there are no listed companies in India that engage in a business similar to that of our Company.

D. Return on Net Worth (“RoNW”)

As derived from the Restated Consolidated Financial Information of our Company:

Fiscal	RoNW %	Weight
March 31, 2023	12.49	3
March 31, 2022	18.27	2
March 31, 2021	13.81	1
Weighted Average	14.64	-
For three months period ended June 30, 2023*	2.40	-
For three months period ended June 30, 2022*	3.97	-

*Not annualized

Notes:

- Restated Net Worth is the aggregate value of the paid-up share capital including all reserves created out of the profits, capital redemption reserves, general reserves, securities premium and ESOP Reserves, but does not include reserves created out of revaluation of assets, write-back of depreciation and amalgamation, attributable to equity holders of the Company
- Return on Net Worth (₹) =

Restated Consolidated Net profit / (loss) attributable to equity holders of the Company for the year / period

Restated Net Worth at the end of the year / period

As the Offer consists only of an offer for sale by the Selling Shareholders, there will be no change in the Net Worth post completion of the Offer.

E. Net Asset Value per Equity Share of face value of ₹ 10 each

Net Asset Value per Equity Share	(₹)
As on March 31, 2023	212.00
As on June 30, 2023	219.71
After the Offer	At floor price: [●] At cap price: [●]

Net Asset Value per Equity Share	(₹)
Offer Price*	[●]

* To be populated in the Prospectus

Notes:

- Restated Net Worth is the aggregate value of the paid-up share capital including all reserves created out of the profits, capital redemption reserves, general reserves, securities premium and ESOP Reserves, but does not include reserves created out of revaluation of assets, write-back of depreciation and amalgamation, attributable to equity holders of the Company
- The calculation of total number of shares outstanding represents the aggregate of Equity Shares and Preference Shares as at the end of period / year after considering conversion ratio.
- The ratios have been computed as below:
Net Asset Value per Equity Share (₹) =

$$\frac{\text{Restated Net Worth at the end of the year / period}}{\text{Total number of shares outstanding during the year / period}}$$

As the Offer consists only of an offer for sale by the Selling Shareholders, there will be no change in the NAV post completion of the Offer.

F. Comparison of accounting ratios with listed industry peers

There are no listed companies in India that are comparable in all aspects of business and services that the Company provides. Hence, it is not possible to provide an industry comparison in relation to the Company.

G. Key Performance Indicators

The table below sets forth the details of KPIs that our Company considers have a bearing for arriving at the basis for Offer Price. All the KPIs disclosed below have been approved by a resolution of our Audit Committee dated October 6, 2023 and the Audit Committee has confirmed that verified/ audited details of all the KPIs pertaining to the Company that have been disclosed to earlier investors at any point of time during the three years period prior to the date of filing of this Red Herring Prospectus have been disclosed in this section. Further, the KPIs herein have been certified by M/s. S D T & Co., Chartered Accountants, pursuant to certificate dated October 30, 2023.

Key Performance Indicators:

(₹ in million)

#	Particulars ¹	As of and for the period ended		As of and for the year ended		
		June 30, 2023	June 30, 2022	March 31, 2023	March 31, 2022	March 31, 2021
Operational Parameters[^]						
1.	PANs Verified					
(i)	Online PAN Verifications	683.80	562.21	2,412.89	2,122.52	937.19
(ii)	PAN cards sent to Printer	13.73	8.44	38.63	35.51	29.65
2.	NPS - New subscribers	0.24	0.26	1.33	0.97	0.83
3.	NPS - Cumulative subscribers	16.56	15.26	16.32	15.00	14.03
4.	APY - New subscribers	1.80	1.97	9.67	8.23	6.91
5.	APY - Cumulative subscribers	47.75	38.25	45.95	36.28	28.05
6.	e-KYC Transactions	72.81	44.26	246.01	174.41	91.05
7.	e-Sign Transactions	31.55	21.73	101.07	82.03	35.60
Financial Parameters[^]						
8.	Revenue from Operations ²	2,204.03	1,567.48	7,422.06	6,909.09	6,031.32
9.	Adjusted EBITDA ³	340.88	216.77	1,179.64	1,238.34	848.43
10.	PBT ⁴	417.23	271.61	1,404.18	1,856.23	1,160.04
11.	PAT ⁵	322.11	212.71	1,070.42	1,439.37	921.87
12.	PAT Margin ⁶	14.61%	13.57%	14.42%	20.83%	15.28%
13.	ROE ⁷	3.63%	2.62%	12.49%	18.27%	13.81%
14.	ROCE ⁸	4.60%	3.29%	16.13%	22.91%	16.93%

[^]Rounded off to the nearest rupees/numbers in million up to two decimal.

Notes:

- To compute the aforementioned financial key performance indicators (KPIs), the relevant numerical values are from disclosed information within the Restated Consolidated Financial Information.
- Revenue from Operation: Restated revenue from operating activities of the business as reported in Restated Consolidated Financial Information (i.e. excluding other income).
- Adjusted EBITDA: Restated Earnings Before Interest, Taxes, Depreciation, and Amortization and other income, which is calculated as Operating Profit + Finance Costs + Depreciation + Amortization – Other Income as reported in Restated Consolidated Financial Information.
- PBT: Restated Profit Before Taxes as reported in Restated Consolidated Financial Information.

5. *PAT: Restated Profit After Taxes, represents profit for the period which is calculated as Total Revenue - Total Expenses - Taxes as reported in Restated Consolidated Financial Information.*
6. *PAT Margin: Restated Margin of Profit After Taxes (PAT) as a percentage of Restated Revenue as reported in Restated Consolidated Financial Information.*
7. *ROE: Return on Average Equity (%) represents profit after tax divided by total shareholder equity, expressed as percentage which is calculated $ROE = (Net\ Income / Shareholders'\ Equity) \times 100$ as reported in Restated Consolidated Financial Information.*
8. *ROCE: Return on Capital Employed represents Restated Earnings before Interest and Taxes divided by Restated Capital Employed $Capital\ Employed = Total\ equity + Total\ non-current\ liabilities$ as reported in Restated Consolidated Financial Information.*

For details of our other operating metrics disclosed elsewhere in this Red Herring Prospectus, see “*Our Business*” and “*Management’s Discussion and Analysis of Financial Condition and Results of Operations*” beginning on pages 135 and 267, respectively.

H. Description on the historic use of the KPIs by our Company to analyze, track or monitor the operational and/or financial performance of our Company

In evaluating our business, we consider and use certain KPIs, as presented above, as a supplemental measure to review and assess our financial and operating performance. The presentation of these KPIs is not intended to be considered in isolation or as a substitute for the Restated Financial Statements. We use these KPIs to evaluate our financial and operating performance. Some of these KPIs are not defined under Ind AS and are not presented in accordance with Ind AS. These KPIs have limitations as analytical tools.

Further, these KPIs may differ from the similar information used by other companies and hence their comparability may be limited. Therefore, these metrics should not be considered in isolation or construed as an alternative to Ind AS measures of performance or as an indicator of our operating performance, liquidity, profitability or results of operation. Although these KPIs are not a measure of performance calculated in accordance with applicable accounting standards, our Company’s management believes that it provides an additional tool for investors to use in evaluating our ongoing operating results and trends and in comparing our financial results with other companies in our industry because it provides consistency and comparability with past financial performance, when taken collectively with financial measures prepared in accordance with Ind AS.

Explanation for KPIs

#	KPI	Justification for KPI
1.	PANs Verified	These metrics represent the scale of business in PAN issuances, NPS, APY, e-KYC and e-Sign transactions
(i)	Online PAN Verifications	
(ii)	PAN cards sent to Printer	
2.	NPS - New subscribers	
3.	NPS - cumulative subscribers	
4.	APY - New subscribers	
5.	APY - cumulative subscribers	
6.	e-KYC Transactions	
7.	e-Sign Transactions	
8.	Revenue from Operations	Revenue from operations represents revenue from the operating activities of the company
9.	Adjusted EBITDA	Adjusted EBITDA represents EBITDA less other income
10.	PBT	PBT represents profit before tax for the period as reported
11.	PAT	PAT represents profit after tax for the period as reported
12.	PAT Margin	PAT Margin represents PAT as a percentage of revenue
13.	ROE	Return on Equity (%) represents profit after tax divided by closing total shareholder equity, expressed as percentage
14.	ROCE	Return on Capital Employed represents Restated Earnings before Interest and Taxes divided by Restated Capital Employed

I. Price per share of the Company (as adjusted for corporate actions, including split, bonus issuances) based on primary/new issuances of Equity Shares or convertible securities (excluding Equity Shares issued under the ESOP Scheme and issuance of Equity Shares pursuant to a bonus issue) during the 18 months preceding the date of this Red Herring Prospectus, where such issuance is equal to or more than 5% of the fully diluted paid-up share capital of the Company in a single transaction or multiple transactions combined together over a span of rolling 30 days (“Primary Issuances”)

NA

- J. Price per share of the Company (as adjusted for corporate actions, including bonus issuances) based on secondary sale or acquisition of equity shares or convertible securities (excluding gifts) involving any of the Selling Shareholders or other shareholders with rights to nominate directors during the 18 months preceding the date of filing of this Red Herring Prospectus, where the acquisition or sale is equal to or more than 5% of the fully diluted paid-up share capital of our Company (calculated based on the pre-Offer capital before such transaction/s and excluding ESOPs granted but not vested), in a single transaction or multiple transactions combined together over a span of rolling 30 days (“Secondary Transactions”)**

NA

- K. Since there are no such transaction to report to under I and J, the following are the details basis the last five primary or secondary transactions (secondary transactions where Selling Shareholders or Shareholder(s) having the right to nominate Director(s) on our Board, are a party to the transaction), not older than three years prior to the date of this Red Herring Prospectus irrespective of the size of transactions:**

There have been no primary or secondary transactions in Equity Shares of our Company (i.e., secondary transactions where Selling Shareholders and/or Shareholders of our Company having the right to nominate director(s) on the Board of Directors of the Company, are a party to the transaction), during the three years prior to the date of this Red Herring Prospectus.

- L. The Floor Price is [●] times and the Cap Price is [●] times the weighted average cost of acquisition at which the Equity Shares were issued by our Company, or acquired or sold by Shareholders with rights to nominate directors in the last 18 months preceding the date of this Red Herring Prospectus are disclosed below:**

Past Transactions	Weighted average cost of acquisition (in ₹)	Floor price in ₹ [●]#	Cap price in ₹ [●]#
WACA of Equity Shares that were issued by our Company	NA*	[●]	[●]
WACA of Equity Shares that were acquired or sold by way of secondary transactions	NA*	[●]	[●]

Notes:

As certified by M/s S D T & Co., Chartered Accountants, by way of their certificate dated [●], 2023.

Details have been left intentionally blank as the Floor Price and Cap Price are not available as on date of this Red Herring Prospectus. To be updated at the Prospectus stage.

*As there are no transactions to be reported under parts (I) and (J) above, computation of weighted average price is not required here.

M. The Offer price is [●] times of the face value of the Equity Shares

Offer Price and Cap Price in comparison to our Weighted Average Cost of Acquisition of primary issuance (a) along with our Company’s KPI’s and financial ratios for the Fiscals 2023, 2022 and 2021; and (b) in view of the external factors which may have influenced the pricing of the Offer is not applicable as there are no primary and secondary transactions during the last 18 months. For details of our Company’s KPIs, see “- Key Performance Indicators” on page 94.

Bidders should read the above-mentioned information along with “Risk Factors”, “Our Business”, “Management’s Discussion and Analysis of Financial Condition and Results of Operations” and “Restated Consolidated Financial Information” beginning on pages 24, 135, 267 and 195, respectively, to have a more informed view. The trading price of Equity Shares could decline due to factors mentioned in “Risk Factors” beginning on page 24 and you may lose all or part of your investments.

STATEMENT OF POSSIBLE SPECIAL TAX BENEFITS

The Board of Directors
Protean eGov Technologies Limited (formerly known as NSDL e-Governance Infrastructure Limited)
Times Tower, 1st Floor
Kamala Mills Compound
Senapati Bapat Marg, Lower Parel
Mumbai 400 013

Date: 06 October 2023

Subject: Statement of possible special tax benefits (“the Statement”) available to Protean eGov Technologies Limited (formerly known as NSDL e-Governance Infrastructure Limited) (“the Company”), and its shareholders prepared in accordance with the requirement under Schedule VI Part A - Clause (9) (L) of Securities and Exchange Board of India (Issue of Capital and Disclosure Requirements) Regulations, 2018, as amended (“the ICDR Regulations”)

This report is issued in accordance with the Engagement Letter dated 17 July 2023 .

We hereby report that the enclosed Annexure I and Annexure II prepared by the Company, initialed by us for identification purpose, states the possible special tax benefits available to the Company and its shareholders under direct and indirect taxes (together “**the Tax Laws**”), presently in force in India as on the signing date, which are defined in Annexure I. The Company does not have any material subsidiary in accordance with the Securities and Exchange Board of India (Listing Obligations and Disclosure Requirements) Regulations, 2015, as amended. These possible special tax benefits are dependent on the Company and its shareholders, fulfilling the conditions prescribed under the relevant provisions of the Tax Laws. Hence, the ability of the Company and its shareholders to derive these possible special tax benefits is dependent upon their fulfilling such conditions, which is based on business imperatives the Company may face in the future and accordingly, the Company and its shareholders may or may not choose to fulfill.

The benefits discussed in the enclosed Annexure II cover the possible special tax benefits available to the Company and its shareholders and do not cover any general tax benefits available to the Company and its shareholders. Further, the preparation of the enclosed Annexure II and its contents is the responsibility of the Management of the Company. We were informed that the Statement is only intended to provide general information to the investors and is neither designed nor intended to be a substitute for professional tax advice. In view of the individual nature of the tax consequences and the changing tax laws, each investor is advised to consult his or her own tax consultant with respect to the specific tax implications arising out of their participation in the proposed initial public offering of equity shares of the Company (the “**Proposed Offer**”) particularly in view of the fact that certain recently enacted legislation may not have a direct legal precedent or may have a different interpretation on the possible special tax benefits, which an investor can avail. Neither we are suggesting nor advising the investors to invest money based on the Statement.

We conducted our examination in accordance with the “Guidance Note on Reports or Certificates for Special Purposes (Revised 2016)” (the “**Guidance Note**”) issued by the Institute of Chartered Accountants of India. The Guidance Note requires that we comply with ethical requirements of the Code of Ethics issued by the Institute of Chartered Accountants of India.

We have complied with the relevant applicable requirements of the Standard on Quality Control (SQC) 1, Quality Control for Firms that Perform Audits and Reviews of Historical Financial information, and Other Assurance and Related Services Engagements.

We do not express any opinion or provide any assurance as to whether:

- i. the Company and its shareholders will continue to obtain these possible special tax benefits in future; or
- ii. the conditions prescribed for availing the possible special tax benefits where applicable, have been/would be met with.

The contents of the enclosed Annexures are based on the information, explanation and representations obtained from the Company, and on the basis of our understanding of the business activities and operations of the Company.

Our views expressed herein are based on the facts and assumptions indicated to us. No assurance is given that the revenue authorities/ courts will concur with the views expressed herein. Our views are based on the existing provisions of the Tax Laws and its interpretation, which are subject to change from time to time. We do not assume responsibility to update the views consequent to such changes. We shall not be liable to the Company for any claims, liabilities or expenses relating to this assignment except to the extent of fees relating to this assignment, as finally judicially determined to have resulted primarily from bad faith or intentional misconduct. We will not be liable to the Company and any other person in respect of this Statement, except as per applicable law.

We hereby give consent to include this Report in the the Red Herring Prospectus (“RHP”) and the Prospectus and in any other material used in connection with the Proposed Offer, and it is not to be used, referred to or distributed for any other purpose without our prior written consent.

For B S R & Associates LLP

Chartered Accountants

Firm’s Registration No.:116231W/W-100024

Shabbir Readymadewala

Partner

Membership No.: 100060

UDIN: 23100060BGWOB2400

Place: Mumbai

Date: 06 October 2023

ANNEXURE I
LIST OF DIRECT AND INDIRECT TAX LAWS ('TAX LAWS')

Sr. No.	Details of tax laws
1.	Income-tax Act, 1961 and Income-tax Rules, 1962
2.	Central Goods and Services Tax Act, 2017
3.	Integrated Goods and Services Tax Act, 2017
4.	Goods and Services Tax legislations as promulgated by various states

ANNEXURE II

STATEMENT OF POSSIBLE SPECIAL TAX BENEFITS AVAILABLE TO PROTEAN EGOV TECHNOLOGIES LIMITED (FORMERLY KNOWN AS NSDL E-GOVERNANCE INFRASTRUCTURE LIMITED) (“THE COMPANY”) AND ITS SHAREHOLDERS UNDER THE APPLICABLE DIRECT AND INDIRECT TAXES (“TAX LAWS”)

Outlined below are the Possible Special Tax Benefits available to the Company and its shareholders under the Tax Laws. These Possible Special Tax Benefits are dependent on the Company and its shareholders fulfilling the conditions prescribed under the Tax Laws. Hence, the ability of the Company and its shareholders to derive the Possible Special Tax Benefits is dependent upon fulfilling such conditions, which are based on business imperatives it faces in the future, it may or may not choose to fulfill.

UNDER THE TAX LAWS

A. *Special tax benefits available to the Company*

There are no special tax benefits available to the Company under the Tax Laws.

B. *Special tax benefits available to Shareholders*

There are no special tax benefits available to the Shareholders under the Tax Laws.

NOTES:

1. The above is as per the current Tax Laws.
2. The above Statement of possible special tax benefits sets out the provisions of Tax Laws in a summary manner only and is not a complete analysis or listing of all the existing and potential tax consequences of the purchase, ownership and disposal of equity shares of the Company.
3. This Statement does not discuss any tax consequences in any country outside India of an investment in the equity shares of the Company. The shareholders / investors in any country outside India are advised to consult their own professional advisors regarding possible income tax consequences that apply to them under the laws of such jurisdiction.

For Protean eGov Technologies Limited (formerly known as NSDL e-Governance Infrastructure Limited)

Sudeep Bhatia

Chief Financial Officer Place:

Mumbai

Date: 06 October 2023

SECTION IV: ABOUT OUR COMPANY

INDUSTRY OVERVIEW

Unless otherwise indicated, industry and market data used in this section has been derived from industry publications, in particular, the report titled “Assessment of large-scale IT infrastructure demand in India” dated December 2021 read with the first addendum to the report dated April 2023 and the second addendum to the report dated September 2023 (the “**CRISIL Report**”), prepared and issued by CRISIL, appointed by us on May 12, 2021 and exclusively commissioned and paid for by us in connection with the Offer. A copy of the CRISIL Report is available on the website of our Company at available at <https://www.proteantech.in/disclosures-notice.html>. The data included herein includes excerpts from the CRISIL Report and may have been re-ordered by us for the purposes of presentation. There are no parts, data or information (which may be relevant for the proposed issue), that has been left out or changed in any manner. Industry sources and publications are also prepared based on information as of specific dates and may no longer be current or reflect current trends. Industry sources and publications may also base their information on estimates, projections, forecasts and assumptions that may prove to be incorrect. Accordingly, investors must rely on their independent examination of, and should not place undue reliance on, or base their investment decision solely on this information. Financial information used herein is based solely on the audited financials of the Company and other peers. The recipient should not construe any of the contents in this report as advice relating to business, financial, legal, taxation or investment matters and are advised to consult their own business, financial, legal, taxation, and other advisors concerning the transaction. For more information, see “Risk Factors – 18. Industry information included in this Red Herring Prospectus has been derived from an industry report exclusively commissioned by and paid for by us for such purpose.” beginning on page 35. Also see, “Certain Conventions, Presentation of Financial, Industry and Market Data – Industry and Market Data” beginning on page 13.

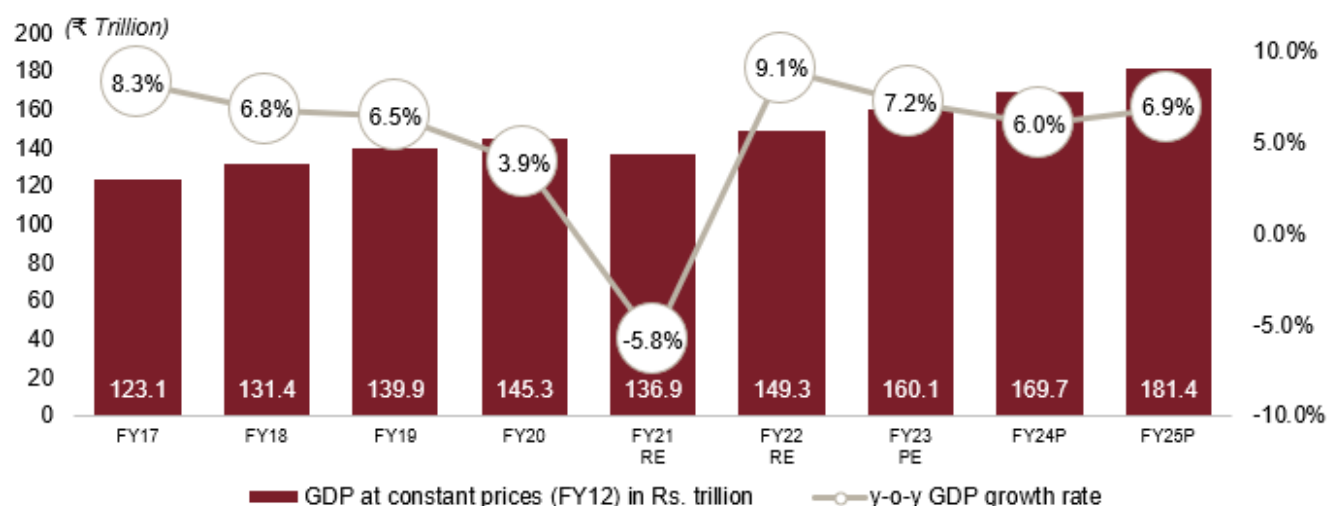
Macroeconomic overview of India

Trend in Gross Domestic Product (“GDP”) growth in India

India GDP logged 4.5% CAGR during Fiscal 2017 to Fiscal 2023

India clocked a compound annual growth rate (“CAGR”) of 4.5% in gross domestic product (“GDP”) to reach ₹ 60 trillion in Fiscal 2023 from ₹ 123 trillion in Fiscal 2017. In Fiscal 2022, the economy recovered from the pandemic-related stress as restrictions were eased and economic activity resumed, though the last quarter did see inflation spiral due to geopolitical pressures. Resumption of economic activity and healthy trade flow led to a robust GDP growth of 9.1% for the year as against a decline of 5.8% in Fiscal 21. In Fiscal 2023, the GDP rose 7.2% on strong growth momentum propelled by domestic demand from investment and private consumption through the year.

Real GDP growth in India (new series) – Constant Prices



Note:

PE: Provisional estimates; RE: Revised estimates; P: Projected

These values are reported by the government under various stages of estimates

Only actuals and estimates of GDP are provided in the bar graph above

GDP Projections for fiscals 2024- 2025 is projected based on CRISIL MI&A estimates and that for fiscals 2026-2028 based on IMF estimates

Source: Central Statistics Office (CSO), Ministry of Statistics and Programme Implementation (MoSPI), IMF (World Economic Outlook – July 2023), CRISIL MI&A

According to CRISIL, India’s GDP to grow 6.0% in Fiscal 2024

After the robust growth in Fiscal 2023, a slowdown seems inevitable in Fiscal 2024, driven by rising borrowing costs and global

slowdown. Rate hikes are getting transmitted to broader lending rates with a lag and expected to peak in Fiscal 2024, hitting both global and domestic demand. S&P Global expects GDP growth for the United States and euro zone to slow in 2023. As these economies account for 33% of India's goods exports, the country is likely to see slower growth. Overall, real GDP of India is expected to grow 6.0% in Fiscal 2024 compared with 7.2% in Fiscal 2023.

While outlook for the external environment seems grim, India is positioned better with lower inflation rates and higher government capex. India's real GDP grew at 6.1% year-on-year in fourth quarter of Fiscal 2023 as compared to 4.5% in third quarter of Fiscal 2023. In comparison, services sector grew at 6.9% and 6.1% in the fourth quarter of Fiscal 2023 and third quarter of Fiscal 2023 respectively. While merchandise exports contracted in July, service exports grew at 16.8% in July. This suggested that the banking crisis seen in US and Europe in prior months was transitory. CRISIL expects higher IT spends to speed up digital transformation and digitisation of value chain in 2023 as compared to 2022 which will keep India's service sector steady.

GDP grew at a robust rate of 7.2% in Fiscal 2023

While recovery continues to gather pace for Indian economy after COVID pandemic there are several risks. Global growth is projected to slow as central banks in major economies withdraw easy monetary policies to tackle high inflation. This would imply lower demand for our exports. Together with high commodity prices, especially oil, this may lead to a trade shock for the country. High commodity prices, along with depreciating rupee, indicate higher imported inflation.

The second quarter and third quarter of Fiscal 2023 data reflected how global slowdown had begun to spill over to the Indian economy. However, the Indian economy displayed resilience in the fourth quarter of Fiscal 2023 to end the fiscal strongly at 7.2% growth for the complete Fiscal.

India remains as one of the world's fastest growing economy in 2022 among key nations

India was one of the fastest-growing economies in 2018 and 2019. In 2020, all countries, including developed ones such as the US and the United Kingdom ("UK"), except China, saw their GDP contracting due to the pandemic impact. India's GDP shrank 5.8% in Fiscal 2021 (Fiscal: April-March). In 2021, GDP growth of all major economies rebounded as economic activities resumed and due to the low base of 2020. Among the major economies, India, with a growth rate of approximately 7.2%, was the fastest growing in 2022, followed by UK with 4.1% in 2022. The country also overtook the UK as the fifth largest economy in the world in the April-June quarter of 2022. Going ahead, India is expected to grow faster than China in 2023 and 2024. India's GDP is expected to grow at 6.1% in 2023 and 6.3% in 2024 as per the IMF forecast.

Real GDP growth by geographies

Regions	2017	2018	2019	2020	2021	2022	2023P	2024P
US	2.3	2.9	2.3	-2.8	5.9	2.1	1.8	1.0
Euro area	2.6	1.8	1.6	-6.1	5.3	3.5	0.9	1.5
UK	2.4	1.7	1.6	-11.0	7.6	4.1	0.4	1.0
China	6.9	6.8	6.0	2.2	8.4	3.0	5.2	4.5
Japan	1.7	0.6	-0.4	-4.3	2.2	1.0	1.4	1.0
India*	6.8	6.5	3.9	-5.8	9.1	7.2	6.1	6.3
World	3.8	3.6	2.8	-2.8	6.3	3.5	3.0	3.0

Note: P: Projection as per IMF update

*Numbers for India are for Fiscal (2020 is Fiscal 2021 and so on) and as per IMF forecast. CRISIL GDP forecast for India: Fiscal 2022: 9.1%, Fiscal 2023: 7.2% and Fiscal 2024: 6.0%

Source: IMF economic database, World Bank national accounts data, OECD national accounts data, CRISIL MI&A

Trend in per capita income levels

India saw robust growth in per capita income in recent Fiscals

India's per capita income, a broad indicator of living standards, rose from ₹ 63,462 in Fiscal 2012 to ₹ 98,374 in Fiscal 2023, at 4.1% CAGR. Per capita income saw recovery of 7.6% and 6.3% in Fiscal 2023 and Fiscal 2022 after declining 8.7% in Fiscal 2021. Growth was led by better job opportunities, propped up by overall GDP growth. Moreover, population growth remained stable at approximately 1% CAGR.

Per-capita net national income at constant prices

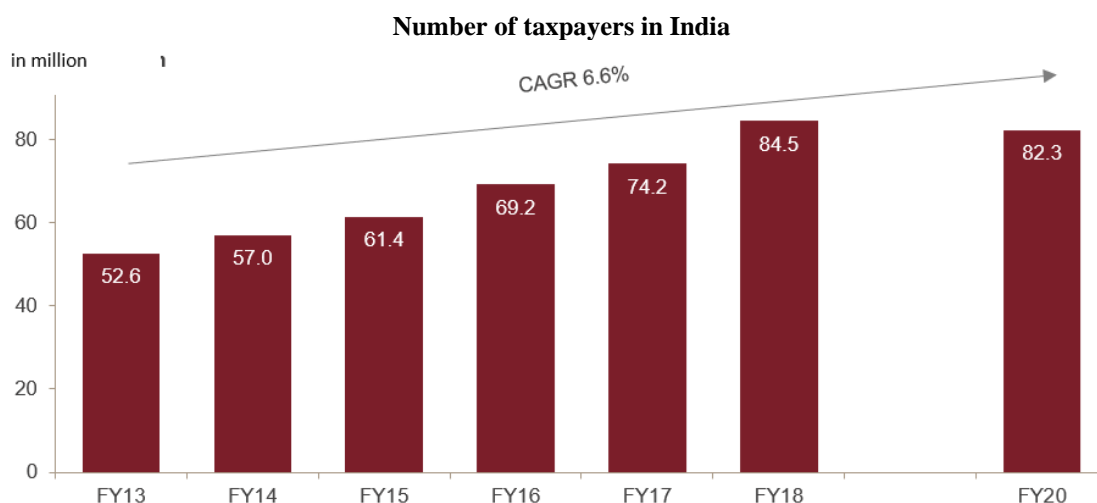
	Fiscal 2012	Fiscal 2013	Fiscal 2014	Fiscal 2015	Fiscal 2016	Fiscal 2017	Fiscal 2018	Fiscal 2019	Fiscal 2020	Fiscal 2021R E	Fiscal 2022R E	Fiscal 2023P E	CAGR Fiscal 2012-2023
Per capita net national income (Rs)	63,462	65,538	68,572	72,805	77,659	83,003	87,586	92,133	94,270	86,054	92,583	98,374	4.1%
On-year growth (%)		3.3	4.6	6.2	6.7	6.9	5.5	5.2	2.3	-8.7	7.6	6.3	-

Note: RE: revised estimates, PE: provisional estimates

Source: Provisional Estimates of Annual National Income, 2022-23, CSO, MoSPI, CRISIL MI&A

Macro-economic growth factors analysis for India

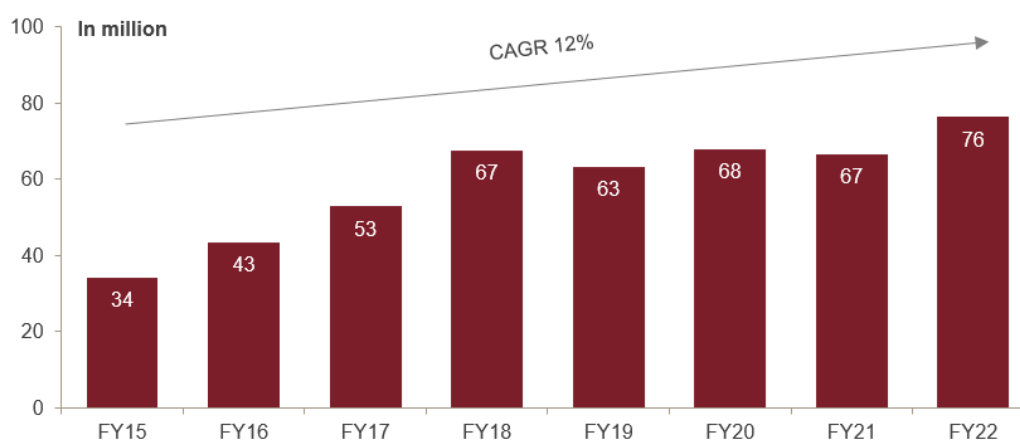
Rising taxpayer base to benefit Indian economy



Note: Taxpayers data for Fiscal 2019 is not available, Fiscal 2020 data taken from a reply by honourable finance minister Smt. Nirmala Sitharaman gave in Rajya Sabha on March 15, 2022.

Source: www.incometaxindiaefiling.gov.in, CRISIL Research

Number of income tax returns filed in India

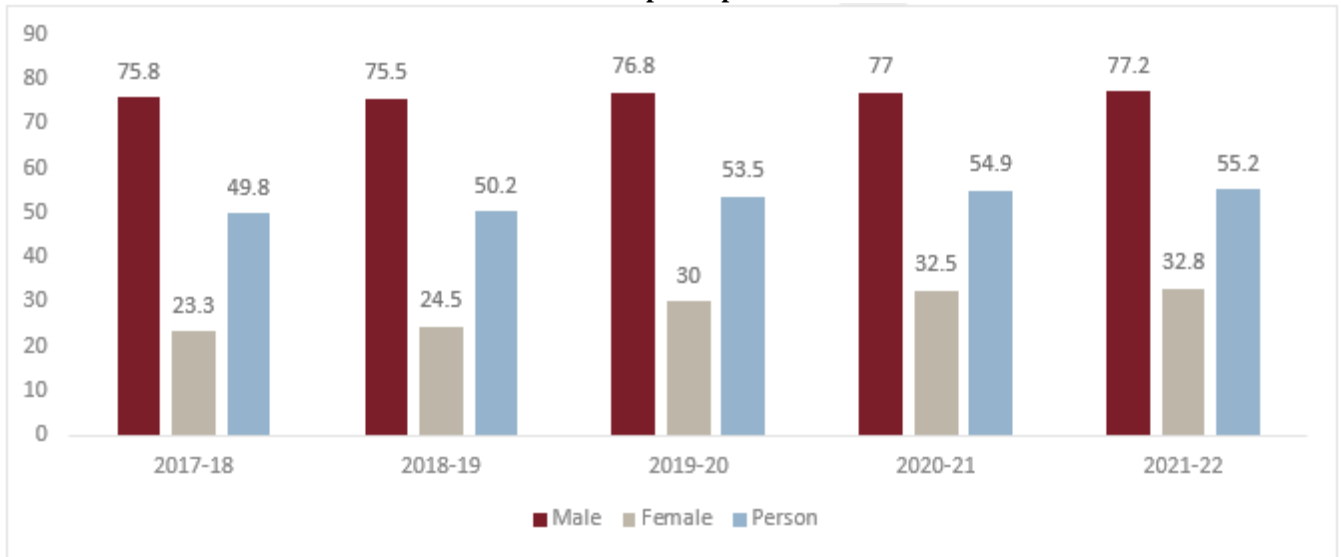


Source: www.incometaxindiaefiling.gov.in, CRISIL MI&A

Working population in India

Increasing labour force participation

Labour force participation rate



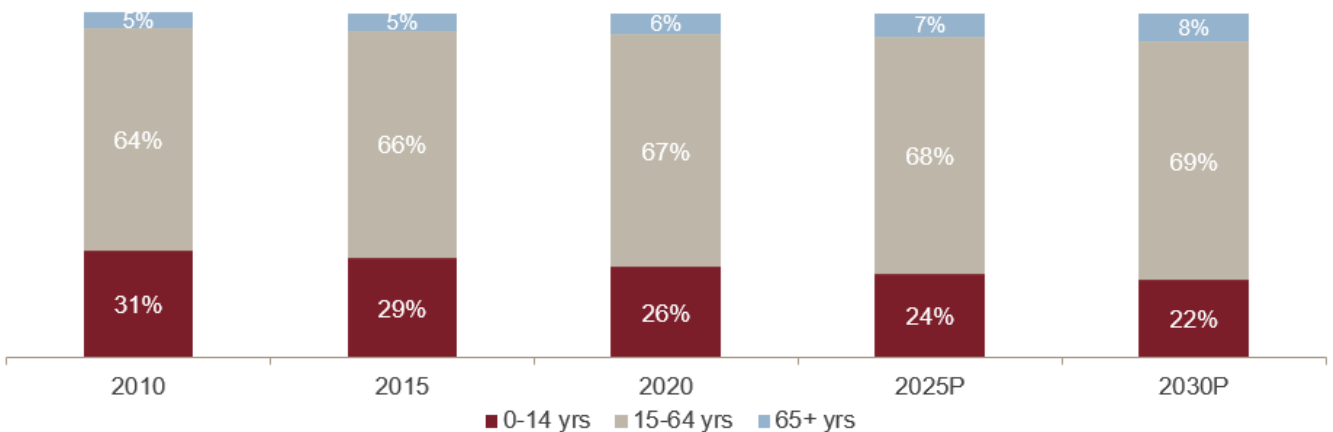
Source: The Ministry of Statistics and Programme Implementation (MoSPI), CRISIL Research

Based on the results of Periodic Labour Force Surveys (“PLFS”), the labour force participation increased from 2017-18 levels to 54.9% in 2020-21 the same at 49.8% in 2017-18. As per the PLFS, the size of the labour force in Fiscal 2019 was estimated at approximately 518 million persons: approximately 488 million employed and approximately 30 million unemployed. Among the total employed, approximately 250 million were self-employed, approximately 122 million were regular wage/ salaried employees and approximately 115 million casual workers.

Demographic and age group overview of the Indian population

Increasing youth population gives India a demographic advantage

India: Age-wise distribution from 2010 to 2022



Source: UN population prospects, 2022

India is one of the largest countries in the world and its population is constantly increasing. In 2020, approximately 26% of the Indian population fell into the 0–14-year category, 67.0% into the 15-64 age group and 6% were over 65 years of age. The median age of India’s population has been increasing constantly after a slump in the 1970s, and is expected to increase further over the next few years. However, in international comparison, it is fairly low; in other countries the average inhabitant is about 20 years older.

The life expectancy of Indians has also increased significantly over the past decade, which is an indicator of access to better health care and nutrition.

Indian population’s median age to reach 30.9 years by 2030 versus global median age of 33.0

As per the United Nations, the global median age rose to approximately 30 years in 2020 from approximately 20 years in 1970. This is lower than the median age in developed countries such as the US (37.5 years) and the UK (39.5 years). Interestingly,

India's median age is 27.3 years, indicating a favourable demographic dividend. Furthermore, it is the lowest among its BRIC peers: Brazil (32.4 years), Russia (37.4 years), and China 38.6 years.

This trend is expected to continue up to 2030, implying strong potential for an increase in income, and basic and healthcare spending, with a large proportion of the population being employed.

Median age trend across key countries

Country	1970	1990	2010	2015	2020	2030P
Brazil	17.3	21.5	28.2	30.3	32.4	36.5
China	18.0	23.7	34.1	35.6	37.4	42.7
India	18.3	20.0	24.0	25.5	27.3	30.9
Russian Federation	29.7	32.2	36.9	37.6	38.6	42.1
UK	33.2	34.8	38.5	39.0	39.5	41.6
US	27.2	31.8	36.1	36.6	37.5	39.7
World	20.3	23.0	27.3	28.5	29.7	32.1

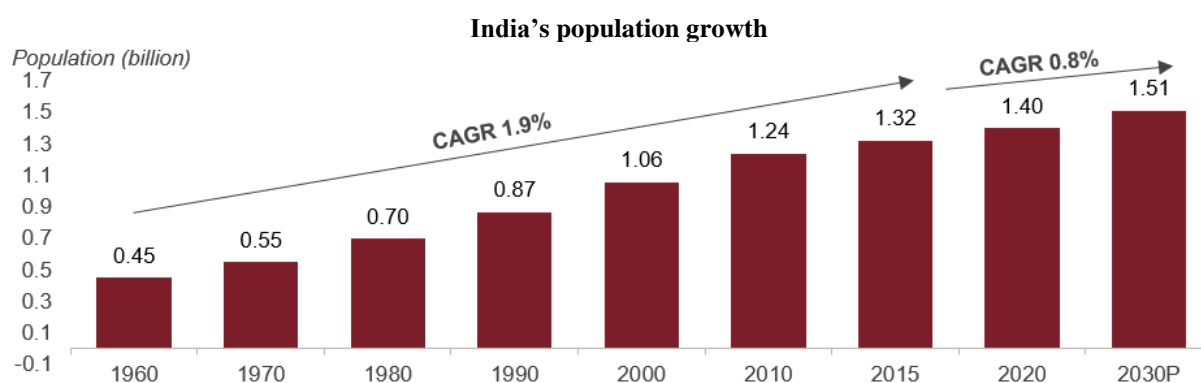
Source: United Nations, Department of Economic and Social Affairs, Population Division (2022); World Population Prospects 2022, CRISIL MI&A

Population growth of India

India's population is projected to log 0.8% CAGR between 2020 and 2030

India's population grew to approximately 1.2 billion according to Census 2011, at a CAGR of 1.9% during 2001-2011. As of 2010 census, the country had about 246 million households.

According to the United Nation's (UN) World Urbanization Prospects, 2022 revision, India and China, two of the most populous countries, accounted for nearly 36% of the world's population in 2021. The report projects India's population to increase at a CAGR of 0.8% from 2020 to 2030 to reach 1.5 billion by 2030, making it the world's most populous country, surpassing China (for which the projected population is 1.4 billion).



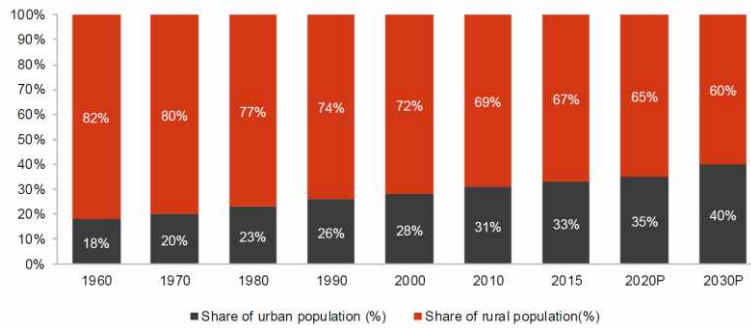
P: Projected

Source: UN Department of Economic and Social Affairs, World Population Prospects 2022, CRISIL MI&A

Urbanisation likely to reach 40% by 2030

The share of urban population in India's total population has been rising over the years and printed at approximately 31% in 2010. People from rural areas move to cities for better job opportunities, education and quality of life. The entire family or only a few individuals (generally an earning member or students) may migrate, while the rest of the family continues to live in the native, rural house. This trend is expected to continue, with the United Nations report projecting that nearly 40% of the country's population will live in urban areas by 2030.

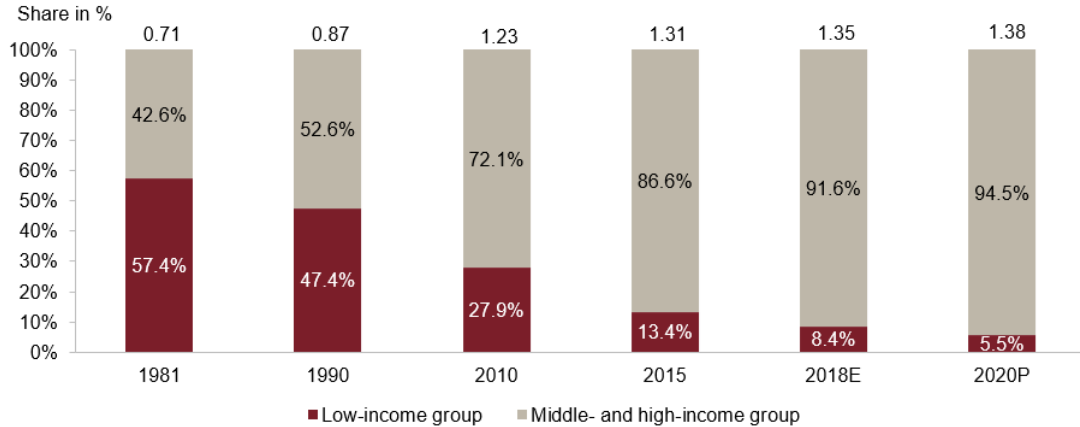
India's urban vs rural population



P: Projected

Source: World Urbanization Prospects: The 2018 Revision, United Nations, CRISIL Research

Broad split of population into income groups



E: Estimated, P: Projected

Notes:

The values bar column indicates total population in billion for the respective years, as per UN population estimates

The World Bank defines poor as those living at or below the international poverty line of purchasing power parity of \$1.90 per day. Data for 2018 is estimate, and data for 2020 is a projection and calculated using data from the World Bank (2018)

The low-income group includes proportion of the population earning less than or equal to \$1.90 per day; the middle- and high-income group includes the proportion of the population earning more than \$1.90 per day

Source: World Bank, CRISIL Research

Internet penetration in India

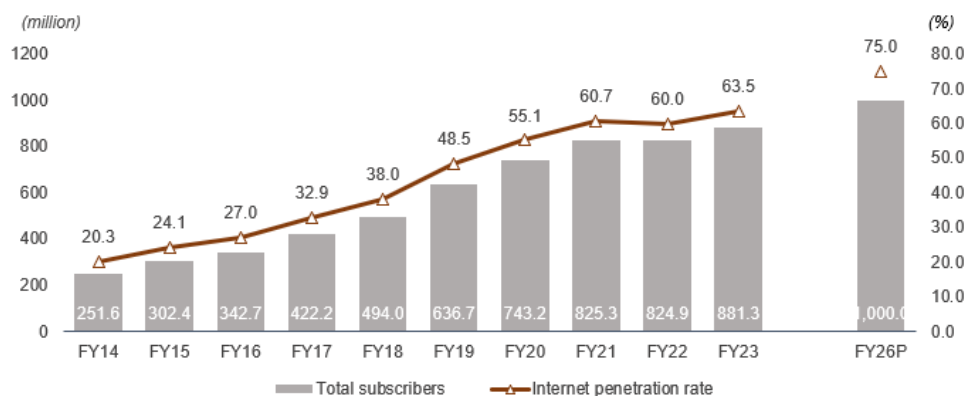
Internet subscribers to reach ~1,000 million by fiscal 2026

Internet and broadband penetration in India have expanded rapidly owing to connectivity by means of smartphones and other digital modes. Internet subscribers in the country increased from 251.6 million in Fiscal 2014 to 824.9 million in Fiscal 2022, logging a 16.0% CAGR. Going ahead, total internet subscribers are expected to clock 4-6% CAGR to reach 970-1,030 million by Fiscal 2026.

Smartphones drive digital connectivity

Internet and broadband penetration in India have sustained a rapid pace. India had 851.0 million internet subscribers at in the first half of Fiscal 2023, making India one of the largest market but still underpenetrated compared to the United States (90% internet penetration in 2020), China (73% internet penetration in 2021) and United Kingdom (94% internet penetration in 2020). As digital capabilities improve and connectivity becomes omnipresent, technology is poised to quickly and radically change nearly every sector of India's economy. According to the CRISIL Report, this is likely to create significant economic value.

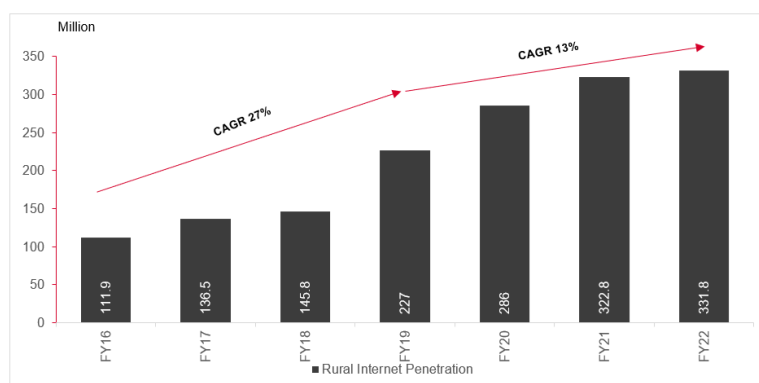
Total internet subscribers in India



Note: Internet penetration is for per 100 population as per TRAI report
 Source: TRAI, CRISIL MI&A

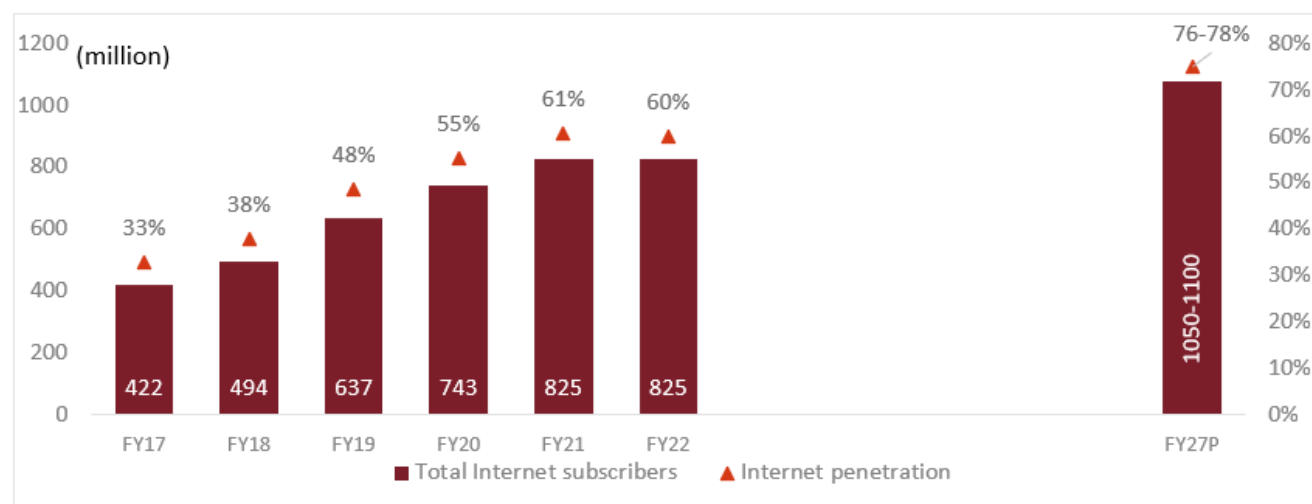
Increased smartphone usage and affordable mobile data plans have supported data usage in India. Monthly average data usage was estimated at approximately 12.3 GB/subscriber/month in Fiscal 2021, growing to 17.36 GB/subscriber/month by Fiscal 2023 on account of online learning and work from home.

Internet penetration in Rural India



Source: Telecom Authority of India, CRISIL Research

Internet penetration outlook in India



Source: Telecom Authority of India, CRISIL Research

Accessibility of financial services at affordable rates is a key driver for improving financial inclusion in the country. The larger aim of financial inclusion is to provide deeper penetration of banking services across the country, at affordable terms and conditions. To this end, the Reserve Bank of India (“RBI”) has been continuously stimulating the banking sector to extend the banking network, by setting up brick-and-mortar branches, widening the scope of business correspondents, and installing ATMs / White Label AMTs (“WLAs”) in every tier town.

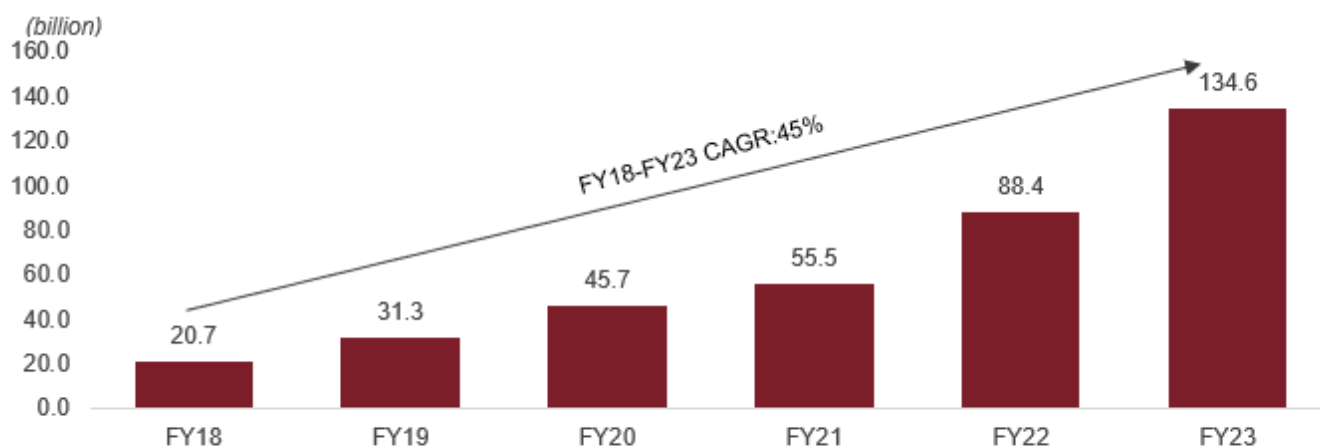
In fact, over the decade, measures such as opening of no-frills zero balance Jan Dhan accounts, Direct Benefit Transfer (“DBT”) scheme, issuance of RuPay cards and Kisan Credit Cards, Aadhaar-enabled schemes, and Unified Payment Interface have been implemented by the government. These efforts are showing results, as can be seen by approximately 800% increase in the number of basic savings bank deposit accounts of 73.5 million in 2010 to 663 million in 2021. There has also been an increase in banking outlets in villages.

Government’s outlay on promotion of digital payments

Digital payments continue to get boost in 2023

There has been a manifold increase in digital payments in the recent past. To further boost digital transactions, the finance minister in Union Budget 2023-2024 earmarked ₹ 115.4 billion to bolster the digital India initiative of which ₹ 1.5 billion are proposed to provide financial incentive to promote digital mode of payments. Further, various initiatives such as setting up of 75 digital banking units in 75 districts across the country by scheduled banks and 100% inclusion of post-offices under the core banking systems thus providing features such as net banking, mobile banking, ATMs, and also provide online transfer of funds between post office accounts and bank accounts have been taken.

Digital payments by volume



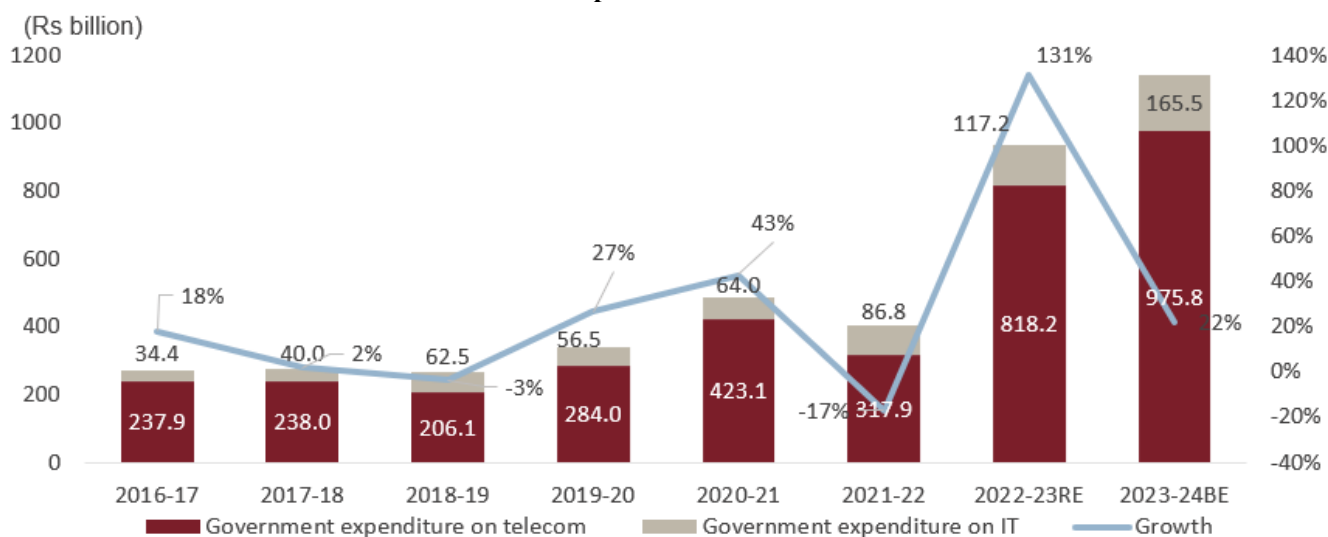
Source: RBI, CRISIL MI&A

Consumers are increasingly preferring mobile transactions owing to the convenience these offer. The share of mobile banking and prepaid payment instruments is expected to increase dramatically over the coming years. Improved data connectivity, low digital payment penetration, and proactive government measures to increase digitalisation will also help in the country’s transition to a cashless economy.

Government expenditure on IT and telecom continues to rise

Government spending on IT and telecom has increased continuously, with telecom comprising bulk of the share, at approximately 86% in Fiscal 2023.

Government expenditure on IT and telecom



As can be seen from the chart, from Fiscal 2016, the outlay has been high owing to allocation towards BharatNet (a scheme to connect all gram panchayats with broadband) and Optical Fibre Network for the Defence services.

For Budget 2023-2024, out of the total telecommunication capital spending of ₹ 616.9 billion, approximately 86% of the allocation was towards supporting public sector undertakings (PSUs; ₹ 530.9 billion). This was mainly to provide for a revival plan of Bharat Sanchar Nigam Limited.

Growth in Domestic IT and Telecom sectors led by digitalization and rural demand

Wireless and Wireline subscriber base to grow at 1% and 3% CAGR respectively between Fiscal 2021-2026

CRISIL Research estimates the number of wireless subscribers to touch approximately 1,215 million by Fiscal 2026 growing at a CAGR of 1% from Fiscal 2021-2026. This growth is mainly driven by rural areas, given their low teledensity of 60% as of March 2021. The launch of 5G services, expected in Fiscal 2023, will be a key monitorable. In case of wireline, CRISIL Research expects the number of subscribers to grow by 3% over next five Fiscals between Fiscal 2021 and Fiscal 2026. The growth can be attributed to by private players expansion of fixed broadband offsetting the decline in wireline subscribers from public sector.

Domestic IT service and IT-enabled services (“ITes”) sectors to grow led by digitalisation and e-governance initiatives

Over Fiscals 2023-2027, CRISIL Research expects domestic IT services’ revenue to log a compounded annual growth rate (CAGR) of 7-9%. The growth will be led by technology and platform upgradation, and e-governance initiatives of the central and state governments. Further, the government and its various agencies are expected to remain the largest contributor to domestic IT revenue. Revenue of domestic ITes, which encompass a wide range of services that rely on information technology as means of service provisioning and internet as transport medium, are expected to grow at a compound annual growth rate (CAGR) of 6-8% between Fiscals 2023 and 2026. Growth in this segment will be driven by an increase of volumes due to digitization. On sectoral front, volumes are expected to be driven by the banking, financial services and insurance (“**BFSI**”), telecom and government segments.

Digitisation aided by technology to play pivotal role in growth of economy

Technology is expected to play an important role by progressively reducing the cost of reaching out to smaller markets. India has seen a tremendous rise in fintech adoption in the past few years and has the highest fintech adoption rate globally of 87% which is significantly higher than the global average rate of 64%. Among many initiatives by the government, the Unified Payments Interface (“**UPI**”) is playing a pivotal role towards financial inclusion. It provides a single-click digital interface across all system for smartphones linked to bank accounts and facilitates easy transactions using a simple authentication method. The volume of digital transactions has also seen a surge in the past few years, driven by increased adoption of UPI. Apart from financial services industry, digitisation in other industries like retail will also play an important role in growth of economy.

Key structural reforms: Long-term positives for the Indian economy

Financial inclusion

The two key initiatives launched by the government to promote financial inclusion are the Pradhan Mantri Jan Dhan Yojana (“**PMJDY**”) and Pradhan Mantri Jeevan Jyoti Bima Yojana (“**PMJJBY**”). Under the PMJDY, the government’s aim is to ensure that every household in India has a bank account which they can access from anywhere and avail of all financial services such as savings and deposit accounts, remittances, credit and insurance affordably. PMJJBY is a one-year life insurance scheme that offers a life cover of ₹ 0.2 million at a premium of ₹ 330 per annum per member, which can be renewed every year. The government has also launched the Pradhan Mantri Suraksha Bima Yojana (“**PMSBY**”), which is an accident insurance policy and offers an accidental death and full disability cover of ₹ 0.2 million at a premium of ₹ 12 annually. As per the Government of India, more than 100 million people have registered for these two social security schemes.

GST implementation

Introduced on July 1, 2017, the GST is an indirect tax regime that subsumed multiple cascading taxes levied by the central and state governments. Its implementation has spawned structural changes in the supply chain and logistics network in the country.

PLI scheme to boost manufacturing in the long run

The government has budgeted approximately ₹ 2 trillion to give incentives to the locally manufacturing units to 13 key sectors. The key sectors likely to get benefit from the scheme include automobiles, pharma, telecom, electronics, food, textile, steel and energy. By incentivising production subject to achieving the desired scale, the scheme aims to spawn a handful of globally competitive large scale manufacturing units in the identified sectors. Furthermore, the government also hopes to reduce India’s

dependence on raw material imports from China. The scheme is expected to provide a boost to economic growth over the medium-term and create more employment opportunities as many of these sectors are labour intensive in nature.

Insolvency and Bankruptcy Code (“IBC”) a key long-term structural positive

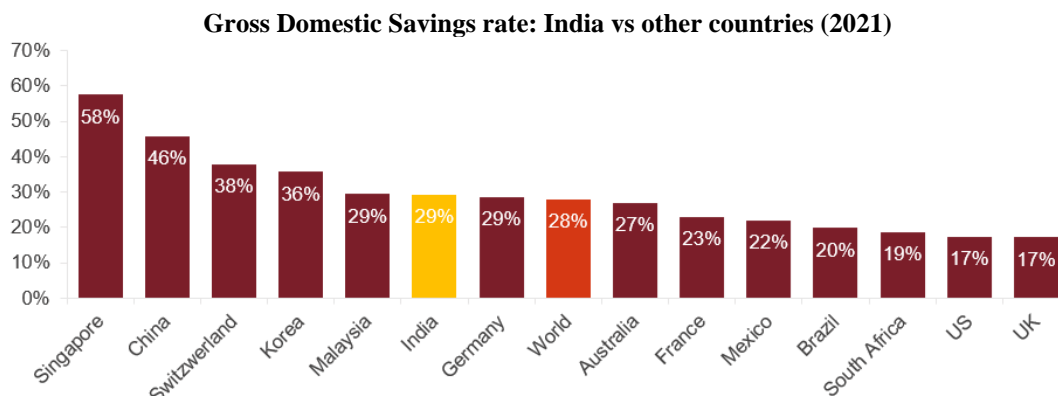
The IBC is a reform that will structurally strengthen the identification and resolution of insolvency in India. The IBC enhances the credit enforcement structure and provides certainty around the timeframes for insolvency resolution. It attempts to simplify legal processes, preserve value for creditors and provide them with greater certainty of outcome. With this reform, the RBI has sent a strong signal to borrowers to adhere to credit discipline and also encourage banks to break resolution deadlocks by introducing definite timelines.

Reduction in corporate tax rates to boost capital base of financial institutions

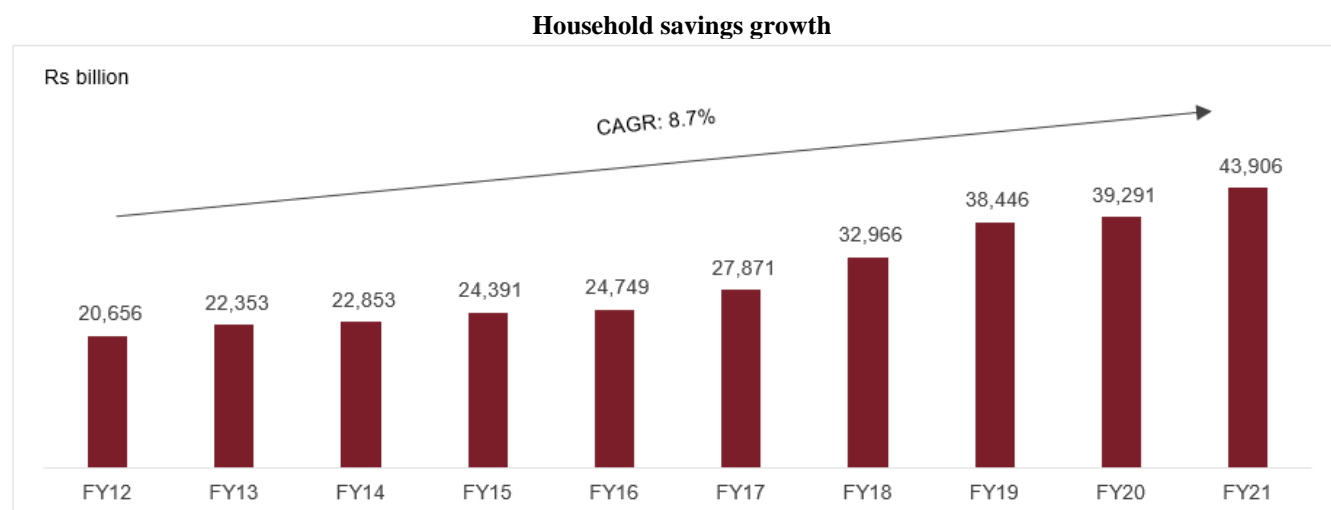
On September 20, 2019, the Finance Minister announced Taxation Laws (Amendment) Ordinance 2019 to make certain amendments in the Income Tax Act, 1961, to allow any domestic company an option to pay income tax at the rate of 22%, subject to the condition that they will not avail of any exemption/incentive. The effective tax rate for these companies will be 25.17% inclusive of surcharge and cess. Also, such companies will not be required to pay minimum alternate tax.

Household savings to increase

CRISIL Research expects India to continue being a high savings economy. However, household savings as a percentage of GDP has been sliding since Fiscal 2012, with its share in total savings falling significantly from 23.6% in Fiscal 2012 to 18.0% in Fiscal 2016. The household savings as a percentage of GDP rose to 22.2% in Fiscal 2021. CRISIL Research expects India to continue being a high savings economy. CRISIL Research is also sanguine on savings rate increasing in the medium-term, as households become more focused post the pandemic-induced uncertainty on creating a nest egg for the future.



Source: World Bank, RBI, MOSPI, CRISIL MI&A



Note: The data is for financial year ending March
Source: MOSPI, CRISIL Research

Digitisation: Catalyst for the next growth cycle

Technology is expected to play a pivotal role in taking the financial sector to the next level of growth, by helping surmount the challenges stemming from India’s vast geography, which makes physical footprints in smaller locations commercially unviable. Technology is conducive for India, considering its demographic structure where the median age is less than 30 years. The young population is tech savvy and at ease with using it to conduct the entire gamut of financial transactions. With increasing

smartphone penetration and faster data speeds, consumers are now encouraging digitisation as they find it more convenient. Digitisation will help improve efficiency and optimise cost. Players with better mobile and digital platforms will draw more customers and emerge as winners in the long term.

Mobile and internet penetration: Higher mobile penetration, improved connectivity and faster and cheaper data speed, supported by Aadhaar and bank account penetration have led India to shift from being a cash-dominated economy to a digital one.

Government initiatives that have driven digital payments in India

The payments space has seen rapid innovation in the past few years, led by government and regulatory initiatives and changing consumer preferences. JAM (Jan Dhan, Aadhaar and Mobile), demonetisation of high-value currency notes in November 2016, implementation of GST and unveiling of the Unified Payments Interface, or UPI, are some of the notable regulatory initiatives that have spurred growth in the space. The Digital India programme is a flagship programme of the Government of India with a vision to transform India into a digitally empowered society and knowledge economy. “Faceless, Paperless, Cashless” is one of professed aims of Digital India.

India’s digital revolution: Bridging the digital divide

The government launched Digital India in July 2015 to transform the country into a knowledge-based economy and digitally-empowered society. The core vision is divided into three broad components – (i) digital infrastructure as a core utility for citizens, (ii) governance and services on demand and (iii) digital empowerment of citizens. The initiative includes plans to develop better digital infrastructure in rural areas and to boost the existing digital economy. Since inception of the programme, the government has been consistently scaling the initiative, with outlay of ₹ 115.4 billion for Fiscal 2024.

Global interest in Digital India

The government has also collaborated with major global technology companies to realise its vision. Google is collaborating with the Indian Railways to set-up free Wi-Fi services at 100 major railway stations in India. Microsoft has worked with the Government of India on the Digital India initiative, with the most recent contribution being ‘Digital Governance Tech Tour’, a national programme that helps deliver critical Artificial Intelligence (AI) and intelligent cloud computing skills to government officials in charge of IT.

Road ahead

There is no doubt that Digital India has been a success in its first six years of its launch. However, it is imperative that an accelerated focus is placed on certain core components, such as enhancing digital literacy and accessibility, to truly realise the potential of India’s digital economy. Though the government has developed state-of-the-art systems and enabling schemes, there is a need to strengthen cybersecurity frameworks and promote privacy of citizens on urgent basis. The Personal Data Protection Bill, 2022 that is under consideration by the government is a step in this direction.

Assessment of Permanent Account Number (“PAN”) card issuance in India

Introduction to PAN card

Protean and UTIITSL offer PAN card-related services on behalf of ITD

The issuance of PAN, its verification, delivery and maintenance works on public-private partnership (“PPP”) model as it is economic, efficient, and effective. Protean has established PAN service centres and Tax Information Systems (“TIN”) facilitation centres at various places in major cities of India. Anyone wishing to obtain PAN can apply offline by submitting the application form along with the related documents and prescribed fees at the PAN application centre. One can also apply for PAN online on the website of Protean.

PAN card allotment in India

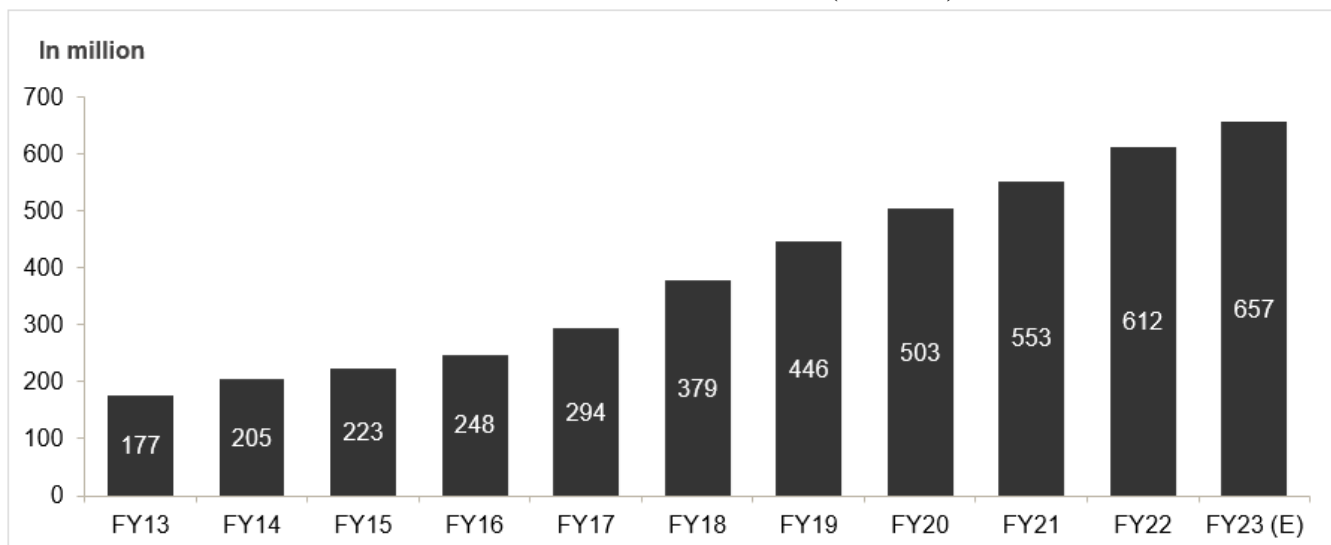
Total PAN card allotment has gone up 3 times in the last eight Fiscals

PAN card is mandatory to file tax returns in India. A PAN card is issued to all those people/entities who form the taxpayer base. A taxpayer is an individual or corporation who pay taxes annually on earnings as per the provisions of the Income Tax Act. The Act applies different tax rates depending on the category of taxpayers. It categorises taxpayers as individuals, Hindu undivided family (“HUF”), association of persons (“AOP”), body of individuals (“BOI”), firms, companies, government, local authorities, AOP (trust), and artificial juridical person (“AJP”). Till date, over 97% of the total allotments have been made to individuals.

Increase in the number of PAN allotments is a reflection of the efforts made by the government to widen the taxpayer base. Increasing emphasis on financial inclusion in the country, widening the usage of PAN cards, expanding the formal economy

and overall GDP growth in the nation have led to expansion of the taxpayer base, which, in turn, has increased the number of PAN card allotments in the last decade.

Total allotment of PAN cards in India (in million)



Note: Fiscal 2023 data is available until December 2022.

Source: Company documents, CRISIL Research

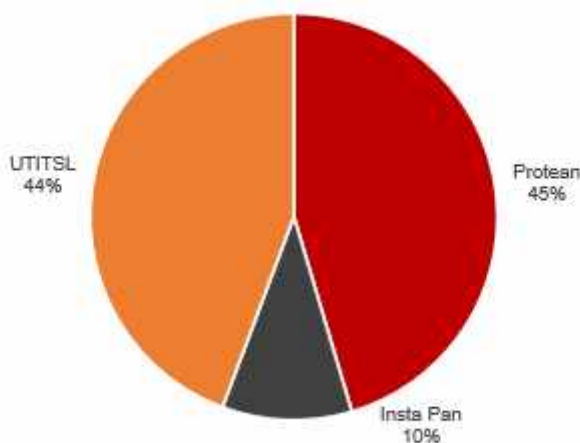
With over 2.2 million PAN Applications per month in the nine months ended December 31, 2022, Protean holds ~45% market share in PAN allotment

Protean eGov Technologies Limited is a leading PAN service provider in India and had market share of approximately 44.9% in the new PAN card allotments in Fiscal 2023 (in the nine months ended December 31, 2022). The company processes PAN applications on behalf of the Income Tax Department, Government of India. On an average, in the nine months ended December 31, 2022, Protean managed 101,000 PAN applications per day and over 2 million applications per month, which includes new PAN card issuance and PAN card update application. Protean has also incubated and pioneered Aadhaar e-KYC based paperless PAN application facility with issuance of PAN within two hours.

A new facility was introduced in Budget 2020 where individuals can get instant PAN through their Aadhaar without having to submit a detailed application form. The facility was introduced to ease the PAN allotment process for individuals. On applying for instant PAN through Income Tax India website, the instant PAN is issued in PDF format with no additional charges. This facility has been developed based on experience from Aadhaar e-KYC based facility developed by Protean eGov Technologies Limited and is made available as a free service on e-filing portal of ITD. As the process to get instant PAN is easier and consumes much lesser time than traditional PAN card application processes and is free of cost, the application process for instant PAN is gaining popularity. However, in such cases, PAN applicants use facility made available by Protean for requesting printed physical PAN Card, as same is not available in instant PAN facility.

Protean eGov Technologies Limited holds about 45% of the market share in PAN card allotments

Market share in PAN card allotment from introduction From Fiscal 2021 until Quarter One of Fiscal 2024

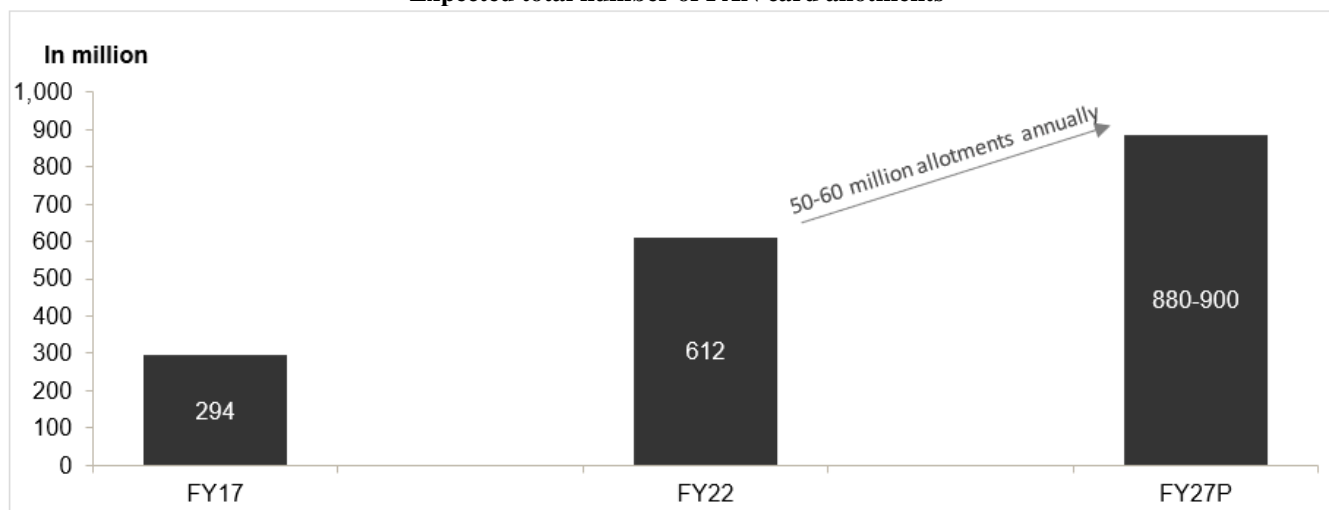


Source: Company documents, CRISIL Research

On average, 50-60 million PAN cards expected to be allotted annually till Fiscal 2027

PAN card allotment is expected to be driven by expansion in taxpayer base, growth in financial inclusion, thereby mandating the usage of PAN cards, working age population, GDP growth, and increasing contribution of the formal economy. Considering the past growth trend in the number of allotments and the demographic and economic scenario of India, total PAN card allotment is expected reach 880-900 million by Fiscal 2027.

Expected total number of PAN card allotments



Source: CRISIL Research

Growth drivers for PAN card issuance

Further growth in financial inclusion schemes would augment PAN card issuance

Financial inclusion refers to a method in which every individual in the society is provided with banking and financial solutions and services irrespective of their earnings. With an aim to provide banking services for the unbanked population in the country, the Government of India started the National Mission for Financial Inclusion (“**NMFI**”), namely Pradhan Mantri Jan Dhan Yojana (“**PMJDY**”), in 2014. In order to implement this scheme, a digital pipeline has been set up linking the Jan-Dhan account with the Aadhaar card of the account holder. Under PMJDY, a basic savings bank deposit account can be opened at any branch or business correspondent outlet by persons not having any other account.

In addition to this, the RBI along with National Bank for Agriculture and Rural Development (“**NABARD**”) has undertaken several steps such as issue of Kisan Credit Cards, improving the banking network in remote areas, increasing the number of ATMs, linkage of self-help groups with banks, amongst others. Apart from those mentioned above, the Government of India has also introduced other schemes to promote financial inclusion.

	March 18	March 19	March 20	March 21
No. of PMJDY accounts (Cr.)	31.44	35.27	38.33	42.20
Deposits in PMJDY accounts (Cr.)	78,494	96,107	1,18,434	1,45,551
No. of RUPAY cards to PMJDY accounts (Cr.)	23.65	27.91	29.30	30.90

Wider taxpayer base would propel growth in PAN card applications and services: PAN has been made mandatory for every individual to transact with the ITD of India. The taxpayer base in India, has seen a continuous rise over the years. It has grown at a CAGR of 7.33% from Fiscal 2013 to reach 81.3 million in Fiscal 2018. Of the total taxpayers, individuals account for a significant share of 95%. This growth can be attributed to initiatives taken by Government of India such as demonetisation implemented in November, 2016 which has brought in new tax payers into the system leading to increase in number of tax payments.

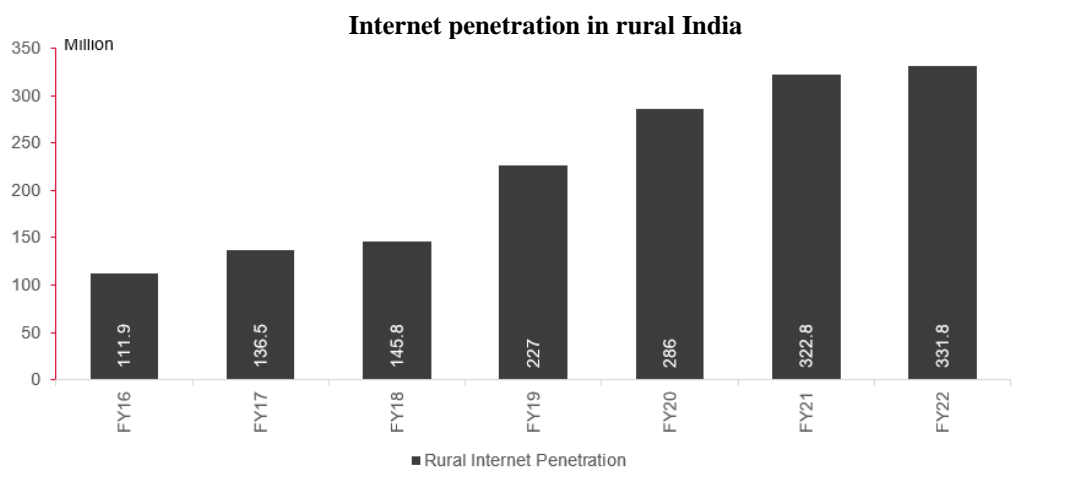
In addition to this, implementation of Goods and Service Tax (“**GST**”) which has led to the increase in compliance and also reduced the rate at which tax has to be paid bolstered the growth in number of tax payers. Other than above mentioned factors, going forward, schemes introduced by the Government of India, such as PMJDY, PMMY, amongst others, would further increase the tax-paying population. This, would lead to greater need for issuance of PAN cards to the untapped population in the country.

This also creates an opportunity for other services such as PAN updates arising from the need to change name, address, and re-issuance in case of a lost card. With the government’s efforts to widen the tax base and increase transparency by promoting paperless transactions, volumes for PAN cards is expected to grow.

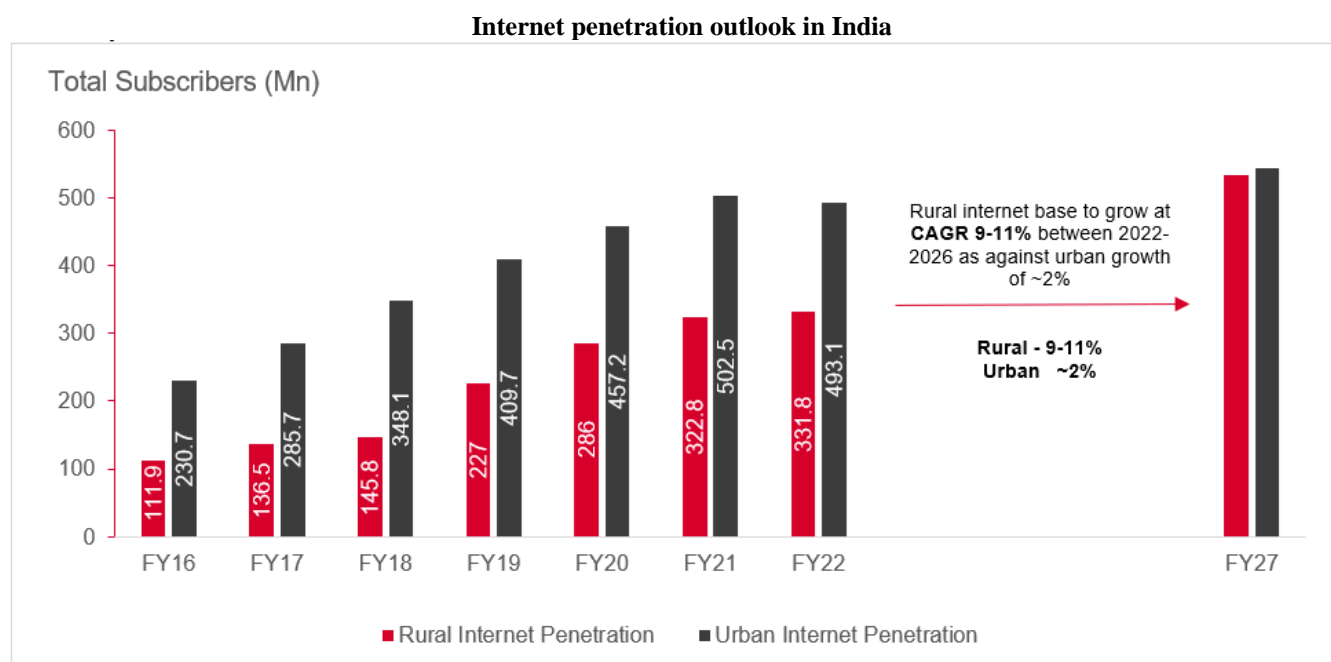
Transactions mandating quoting of PAN expected to boost PAN card applications: PAN card enables the ITD to link the transactions undertaken to a particular person or an entity. In turn, it also facilitates retrieval of financial transactions done. In order to expand the tax base in the country, the Government of India has mandated quoting the PAN for a particular set of transactions.

Growing rural economy and internet penetration to aid growth in PAN applications: Financial inclusion of individuals is less in India, when compared with its urban counterparts. As of Census 2011, only 54.46% of the rural households availed banking services, whereas 67.68% of urban households availed banking services. In order to reduce the gap and build financial awareness among the rural population, the Government of India has undertaken initiatives such as PMJDY for opening a no-frills bank account. As of June 1, 2022, the number of accounts opened under this scheme reached 456.0 million with deposits of over ₹ 1,658.1 billion.

Internet penetration among Indian rural population has increased from 12.9% in December 2015 to 37.0% in December 2021. Going forward, CRISIL Research expects internet penetration in total rural population to reach 55-60% by end of December 2026. This increase is bolstered by growth in rural internet subscriber base at a CAGR of 9-11% between 2021 and 2026. Growth in internet penetration coupled with many of above mentioned services requiring PAN card as one of the proofs of identity, would drive demand for PAN card applications in rural India.



Source: Telecom Authority of India, CRISIL Research

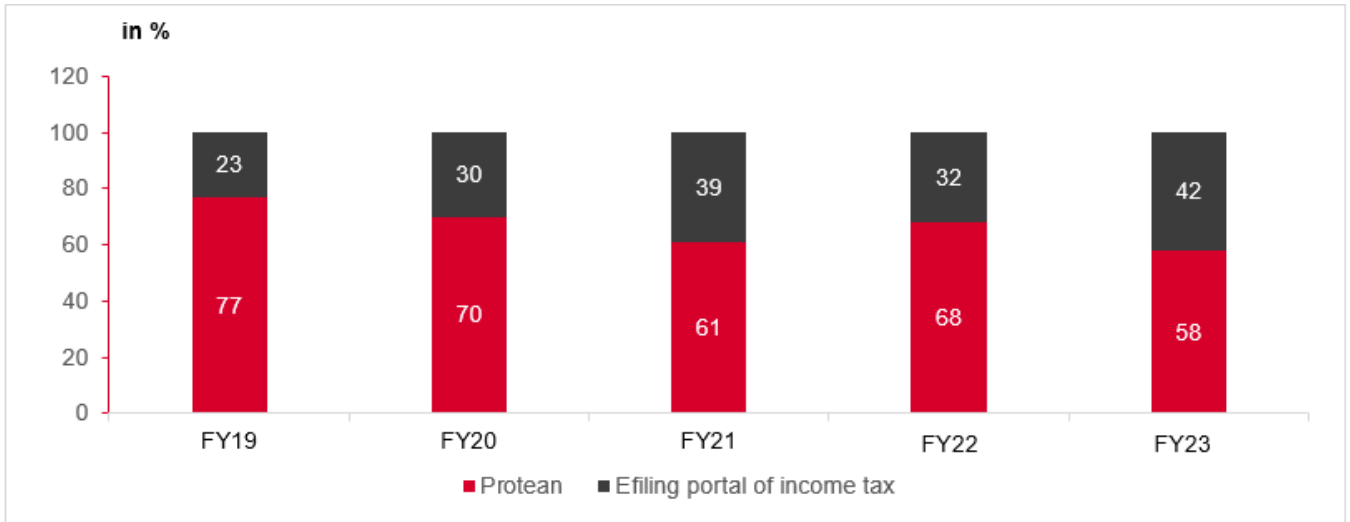


Source: Telecom Authority of India, CRISIL Research

Assessment of Tax Information Network (TIN) System

Introduction to system and infrastructure

eTDS/TCS market share of Protean.



Source: Company document

Trend in tax collection

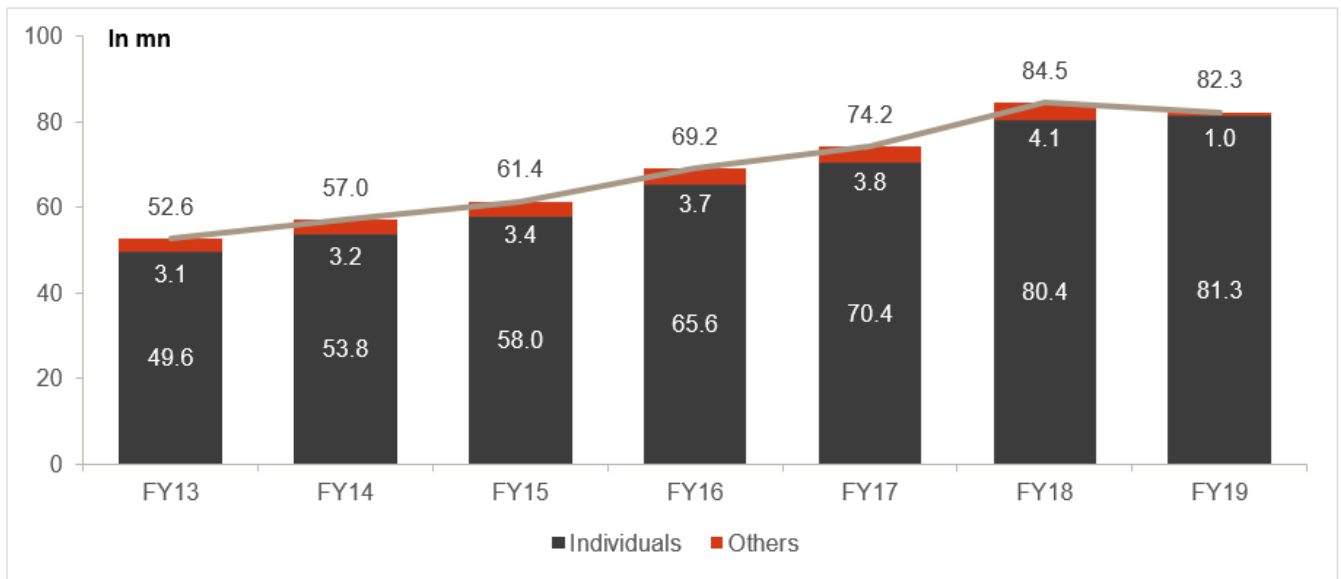
Direct tax collection has shown a strong uptrend in last two decades

A direct tax is paid directly to the government by an individual. The direct tax rules ensure redistribution of money in the country. Companies and individuals are solely responsible for paying their direct taxes. Central Board of Direct Taxes (“**CBDT**”) oversees matters related to the levy and collection of all direct taxes. Some of the important components under direct tax include personal income tax, corporate tax, wealth tax, gift tax, property tax, and expenditure tax. Tax collection through corporate tax and personal income tax form a major chunk of total direct tax collection which has increased at a CAGR of 17% from Fiscal 2001 till Fiscal 2019. Both corporate tax and personal income tax have evenly contributed to overall growth in collections.

Number of taxpayers in India

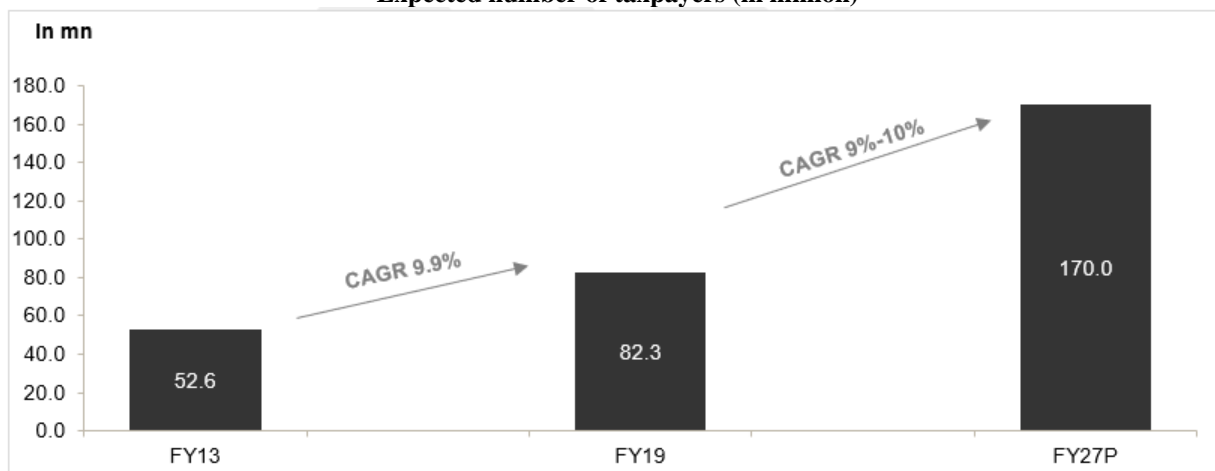
Individuals form approximately 95% of taxpayer base

Number of taxpayers (in million)*



* Note: India had 82.3 million taxpayers in Fiscal 2020, but the split into individuals and others for that Fiscal is not available.
Source: www.incometaxindiaefiling.gov.in; CRISIL Research

Expected number of taxpayers (in million)



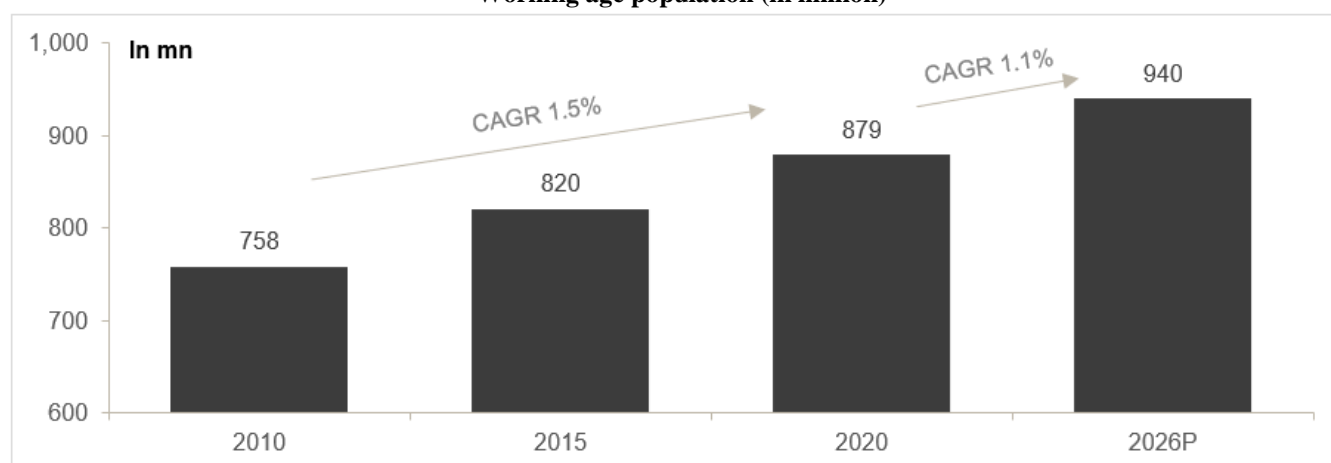
Source: www.incometaxindiaefiling.gov.in, CRISIL Research

Growth drivers for income tax filings and tax collection

India's large young population expected to expand the taxpayer base

Over 60% of India's population is the working age bracket of 15-59 years and this bracket is expected to grow to above 60% in the next decade. According to UN World Population Prospects, in 2020, approximately 879 million people were in the working age range and the number is expected to be close to 940 million by 2026 adding more individuals to the taxpayer base. The individual taxpayer base in Fiscal 2018 stood at 80.4 million. With increasing working age population and the overall economic growth in the country, the individual taxpayer base is expected to expand at a CAGR of 9%-10% till Fiscal 2026.

Working age population (in million)



Source: UN Population, CRISIL Research

India per capita GDP expected to grow faster than global average

India's per capita income, a broad indicator of living standards, rose from ₹ 63,462 in Fiscal 2012 to ₹ 94,270 in Fiscal 2020, at 5.1% CAGR. This growth was led by better job opportunities, propped up by overall GDP growth. Moreover, population growth remained stable at approximately 1% CAGR. However per capita income declined in Fiscal 2021 owing to economic impact of COVID-19, per capita income declined by 9.7% on-year in Fiscal 2021. The per capita income saw rise in Fiscal 2022 and Fiscal 2023 growing at 7.5% and 5.5% on-year.

Per capita net national income at constant prices (in ₹)

	FY12	FY13	FY14	FY15	FY16	FY17	FY18	FY19	FY20	FY21RE	FY22PE	FY23AE
Per-capita net national income (Rs)	63,462	65,538	68,572	72,805	77,659	83,003	87,586	92,133	94,270	85,110	91,481	96,522
On-year growth (%)		3.3	4.6	6.2	6.7	6.9	5.5	5.2	2.3	-9.7	7.5	5.5

RE: Revised estimates; PE: Provisional estimates; AE: Average estimates

Source: Second Revised Estimates of National Income, Consumption Expenditure, Saving and Capital Formation For 2020-21 (Feb 2022), CRISIL Research

As per the International Monetary Fund (IMF) estimates, global GDP per capita grew at a 3.8% CAGR over 2016-2021. India's per capita GDP clocked a 5.7% CAGR during the corresponding period, growing ~1.5 times faster than the global rate. Over the next five years until 2026, IMF forecasts India's GDP per capita will continue to outpace the global average. GDP per capita at the global level is expected to grow at approximately 5.3% CAGR during the corresponding period and India is expected to grow at 8.9% CAGR. Higher income potential among the individuals expected to drive the personal income tax collection.

Per-capita GDP – Global and India (Current prices, in USD)

	2015	2016	2017	2018	2019	2020	2021P	2022P	2026P	CAGR (2016-21)	CAGR (2021-26)
Per capita GDP – Global (current prices)	10,355	10,393	10,903	11,471	11,540	11,131	12,517	13,447	16,184	3.8%	5.3%
Per capita GDP – India (current prices)	1,606	1,733	1,981	1,998	2,070	1,935	2,283	2,515	3,504	5.7%	8.9%

Source: IMF, CRISIL Research

National Pension System central recordkeeping

Overview of Central Record keeping Agencies (“CRAs”)

CRA acts as an operational interface between PFRDA and other NPS intermediaries

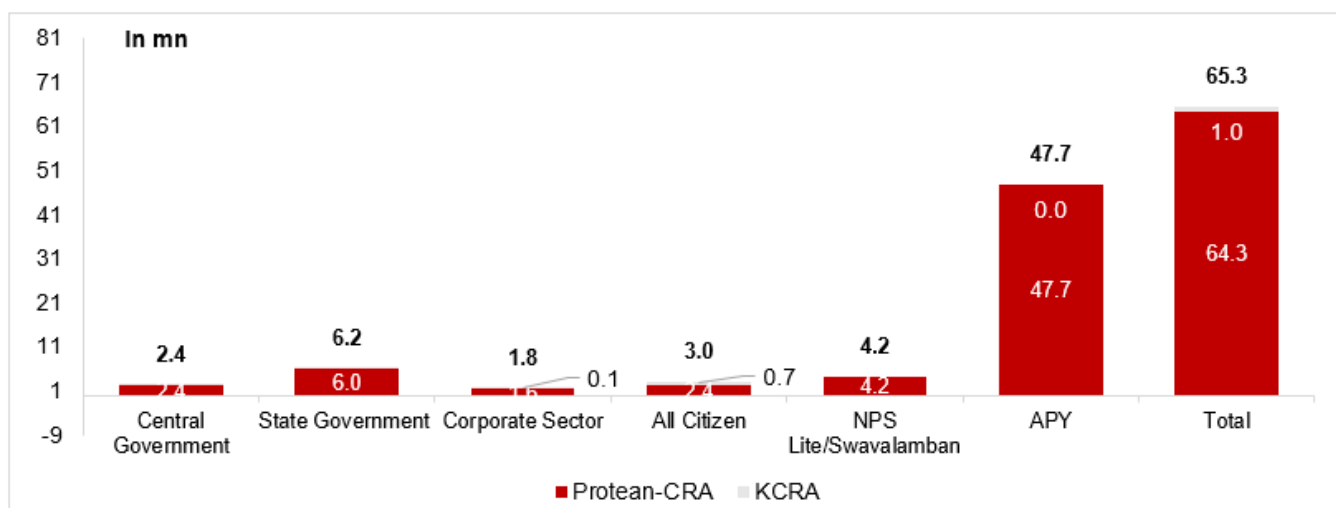
The CRAs are required to establish an internal system that complies with standards of internal organisation and operational conduct, with the aim of protecting the interests of NPS subscribers and their assets. It acts as an operational interface between the PFRDA and other NPS intermediaries such as pension funds, annuity service providers, the trustee bank, and others. Currently, Protean and M/s KFin Technologies Private Limited are carrying out activities of the CRA. From February 15, 2017, subscribers have an option to choose between the two entities. Interoperability functionality allows existing subscribers of NPS to shift from one CRA to the other from April 1, 2017, onwards. PFRDA granted Certificate of Registration (“CoR”) to Computer Age Management Services Limited (“CAMS”) in March 2021 to act as CRA for NPS.

Trend in subscribers addition and asset under management (AUM)

Protean eGov Technologies Limited CRA enjoys the lion’ share under the NPS

Protean eGov Technologies Ltd., KFin Technologies Private Ltd., and Computer Age Management Services Ltd. abbreviated as Protean-CRA, KCRA, CAMS respectively an, act as central record keeping agencies (CRA) for NPS in India. As of June 2023, Protean eGov Technologies Ltd. CRA (Protean-CRA) had a market share of 98% in terms of NPS subscribers and 99% in terms of NPS AUM. Protean-CRA dominates the NPS CRA market for both government and private sectors.

Number of subscribers, NPS (as of June 2023, in million)



Source: Company document, CRISIL Research

Mobile application downloads as of June 30, 2023

	Android	IOS
NPS	8.27 million	753 Thousand
APY	4.12 million	NA

Source: Company documents

NPS mobile app’s android cumulative downloads as of June 2023 were 8.27 million while IOS cumulative downloads were 753 thousand. Also, APY app mobile downloads as of June 2023 were 4.12 million.

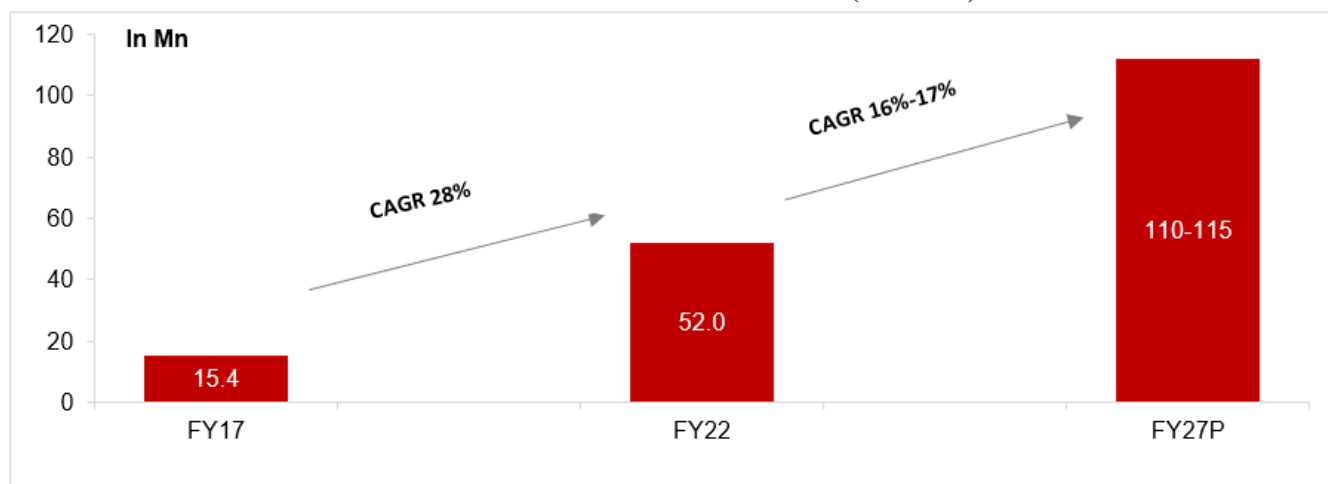
Outlook for National Pension System and Atal Pension Yojana (“APY”)

Growth prospects of both the pension plans continue to remain strong

India woke up to the issue of old-age income security much later than developed countries. The NPS started with the government’s decision to shift its employees who joined after April 1, 2004, from defined benefit pension to defined contribution pension. While the scheme was initially designed only for government employees, it was opened up for all citizens in 2009. The government launched the APY in Fiscal 2016 to provide pension facility to workers in the unorganised sector. Apart from the APY and NPS, the other government-backed pension scheme available in India is the Employee Pension Scheme (“EPS”), which can be availed by Employees’ Provident Fund Organisation (“EPFO”) subscribers. Employees enrolled for the Employees’ Provident Fund (“EPF”) will automatically be the subscriber of the EPS, too. As of November 2019, the number of pensioners under the EPS was approximately 6.6 million, translating to approximately 6% penetration rate for the scheme among working age population (15-59 years of age).

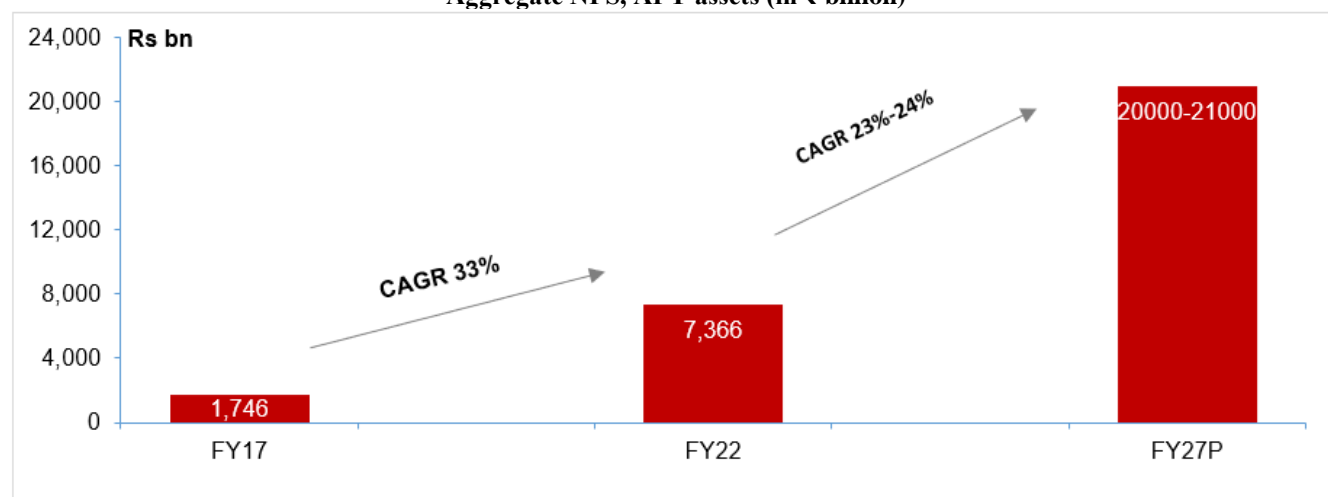
As of Fiscal 2016, combined penetration of the NPS and APY among the working age population stood at approximately 1.5%. With subscriber base of both the pension plans growing robustly, the combined penetration level as of Fiscal 2022 crossed 6% mark. However, this is a gross under-penetration as just one out of 16 people has opted for the pension plan. Total number of subscribers for both the plans combined logged a CAGR of 28% over Fiscals 2017-2022. AUM during the period clocked 33% CAGR. Given the under penetrated state of pension market combined with favourable demographic trend and overall economic growth, the outlook for acceptance of NPS and APY remain strong.

Number of subscribers for NPS and APY (in million)



Source: CRISIL Research
Aggregate NPS, APY assets (in ₹ billion)

Aggregate NPS, APY assets (in ₹ billion)



Source: CRISIL Research

Growth drivers for national pension system initiative

Government’s push for widespread acceptance of NPS

The NPS has crossed some key milestones in the past few fiscals as its number of subscribers and AUM saw robust growth. However, these numbers are still minuscule given India’s huge workforce. Considering the lack of social security net for most of the employed and the looming risk of under-funded retirement, the government tweaked the product several times to make it more attractive.

From a complex and heavily taxed product, the scheme has transformed into a more investor friendly one over the years. Relaxation in early withdrawal rules, flexibility to subscribers to stay on after 60 years of age and increase in tax exemption limit are some useful changes made by the government. Earlier NPS subscribers could withdraw only 40% of the corpus tax free. This government increased this to 60%. To make the on-boarding and transaction process hassle-free, the government introduced electronic account opening and direct remittance of contributions.

To make the scheme more competitive than Public Provident Fund (“PPF”), NPS allows an additional deduction of ₹ 50,000 under Section 80CCD (1B), over and above ₹ 0.15 million that can be claimed under Section 80C. Additional tax benefit is available to subscribers under corporate sector, under section 80CCD (2) of Income Tax Act. Employer’s NPS contribution (for the benefit of employee) up to 10% of salary (Basic + DA), is deductible from taxable income, without any monetary limit. Corporates can claim deduction on their contribution towards NPS up to 10% of salary (basic + dearness allowance) as business

expense from their profit and loss account. Along with that, with certain limitations, the subscribers get the option to strategically allocate funds between equity and debt unlike PPF making the NPS investment option more attractive.

India's large young population base favourable for NPS penetration

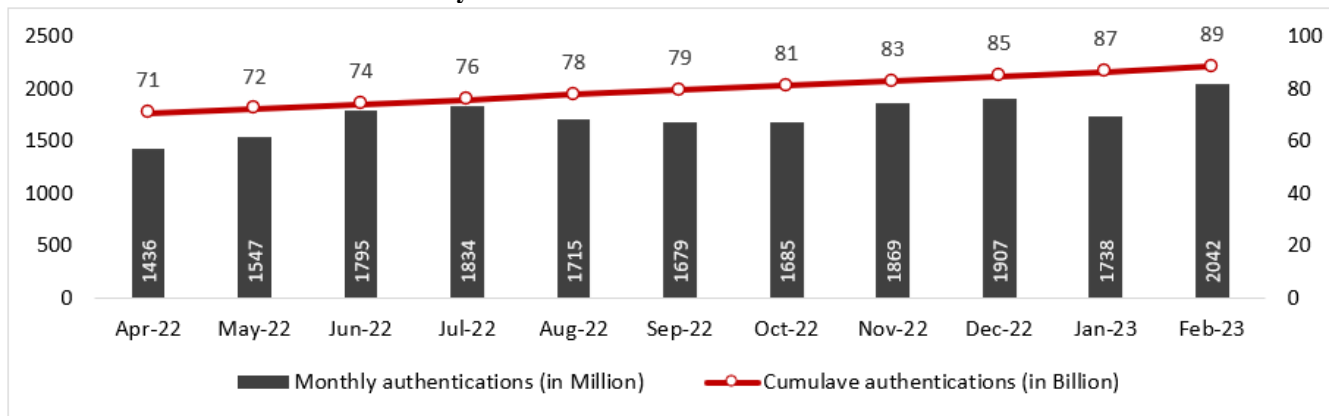
Demographically, India is in a sweet spot today. With the median age of its population at 28 years, it is a young country (for China, this is 38). Of India's population, more than 60% is in the working age group. It is expected to remain so over the next decade as well. That's a formidable number, considering the country is the second-most populous in the world with approximately 1.4 billion people as of 2021 (as per the United Nations' World Population Prospects 2022). With increasing awareness of retirement products among the youth, NPS poses strong potential to penetrate further from current level.

Strong growth prospects for APY

Typically, pension systems across the world cover the formal or organised sector of the economy, while the informal sector is largely ignored. In developing countries, this is a bigger concern than the developed peers as workforce in the sector is much larger. Income of a regular formal worker is nearly four times that of a regular informal worker. Hence, formal workers get both higher pay and better social security benefits such as contribution towards pension. Informal workers usually have no buffer for retirement as their low pay doesn't allow them to keep any.

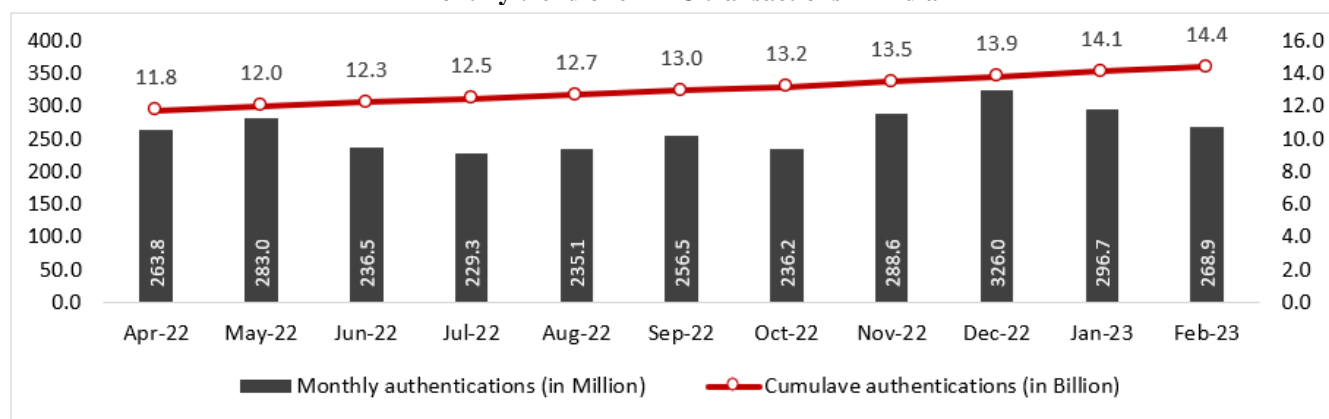
Assessment of Aadhar authentication, e-KYC and e-sign in India

Monthly trend of authentication transactions in India



Source: Aadhar dashboard, CRISIL MI&A Research

Monthly trend of e-KYC transactions in India



Source: Aadhar dashboard, CRISIL MI&A Research

Growth drivers for authentication transactions

Aadhaar enabled e-KYC to reduce the physical paper submissions required

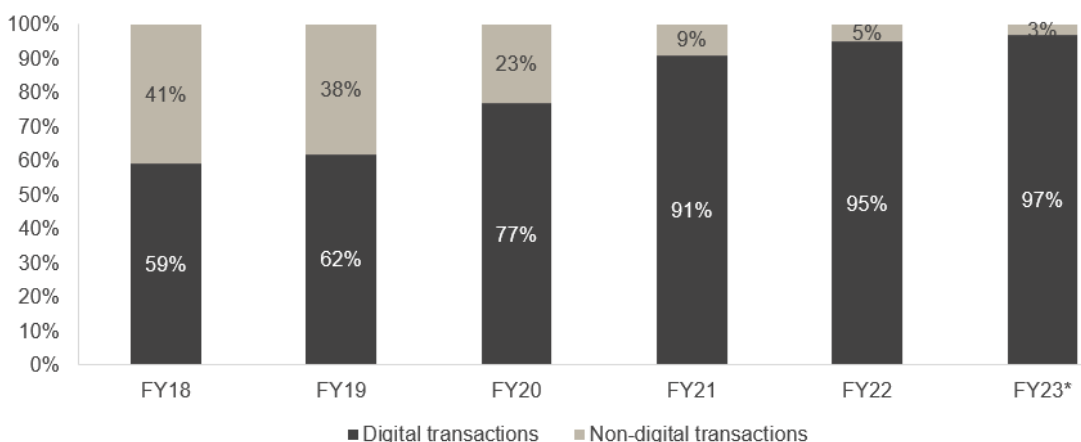
Aadhaar verification lies at the center of availing many financial services in the country. Earlier, verifications were time-consuming and involved a lot of paper-based submissions. However, UIDAI has launched the electronic KYC mechanism to verify the Aadhaar card holder. This provides quick verification of the Aadhaar holder's credentials, majorly reducing the cost of paper-based verifications. Seamless authentication and e-KYC services have led to a growth in the credit economy through simple and easy authentication processes based on Aadhaar.

In addition, UIDAI has introduced Aadhaar paperless offline e-KYC verification for areas where online e-KYC may not be possible. Similar to online e-KYC, this process enables users to establish their identity in a paperless manner. E-KYC, being an electronic-based authentication system, reduces the necessity of managing documents as in a paper-based authentication system, reducing the carbon footprint. Since these services are majorly based on usage of electronic devices such as mobile phones, this reduces physical paper submissions, in turn lowering cost and increasing efficiency.

Increasing digital transactions to drive the e-KYC infrastructure growth in the country

Led by change in consumer behavior caused due to demonetisation in the country, the number of cash transactions as a percentage of total transactions have seen a gradual decline over the years. As of 2023, most of the transactions occur digitally due to ease of performance and convenience. Digital transactions have seen a rise from 59% of total transactions in Fiscal 2018 to occupying a large share of the pie of 97% in Fiscal 2023. In volume terms, number of digital transactions have increased from 16.6 billion in Fiscal 2018 to 69.2 billion transactions in Fiscal 2022 at a CAGR of 48.9% and as of December 2022 transaction volume of 43.4 billion. Moving forward, CRISIL Research estimates digital transactions to grow at 40-42% CAGR between Fiscal 2022-2027 reaching 400-425 billion transactions. In addition, UPI transactions have grown at a tremendous pace of 131% CAGR from Fiscal 2018 reaching 59.4 billion transactions by Fiscal 2023 (YTD – nine months ended Fiscal 2023). Other digital payments transactions such as National Electronic Funds Transfer (“NEFT”) and Immediate Payment Service (“IMPS”) have also grown strongly at a CAGR of 15% and 34%, respectively.

Percentage share of digital transactions over the years

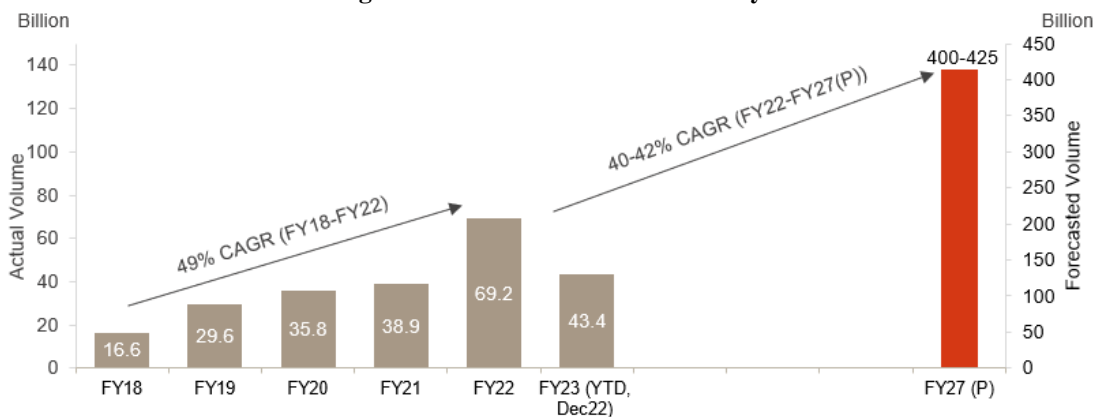


Note:

Digital payments include RTGS payments; credit transfers (AePS, APBS, ECS Cr, IMPS, NACH, NEFT, UPI); debit transfers (BHIM, ECS Dr, NACH Dr, NETC); card payments (debit and credit cards); and prepaid payment instruments; *Fiscal 2023 includes till October'22.

Source: RBI, CRISIL Research

Digital transactions volume over the years



Note:

Forecasted values are represented on the secondary axis

Digital transactions include RTGS – excluding interbank clearing, ECS, NEFT, IMPS, NACH, cards and prepaid instruments

P: Projections

Source: RBI, CRISIL Research

Growth in Digital economy to further push the need for e-KYC and E-sign infrastructure in the country

Technology plays a vital in the development of an economy and provides a cost effective solution for government solutions to untapped regions. Through Digital India Initiative, Government of India plans transform India into digitally empowered economy. As economy moves towards digitisation, necessity arises for higher security needs especially in banking and investments space.

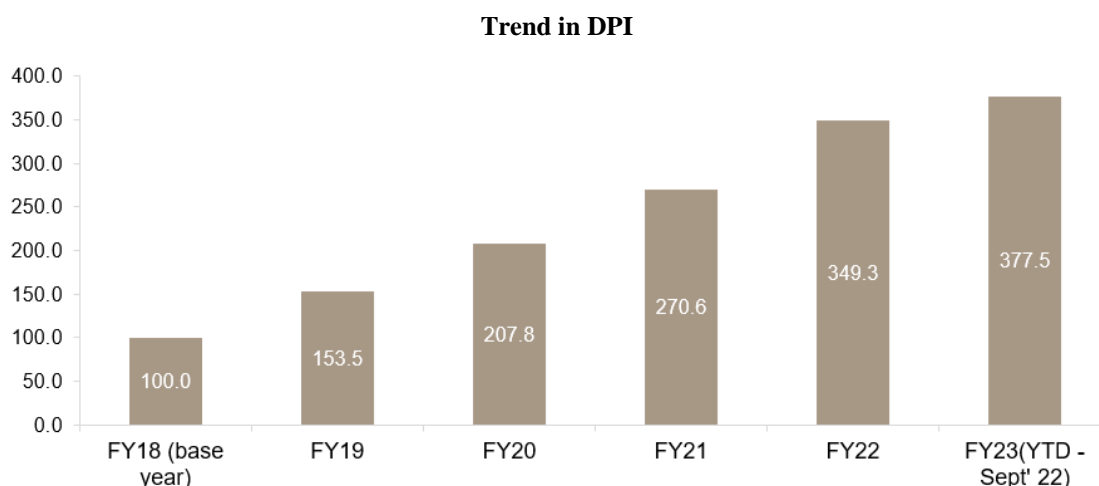
e-KYC being a better way to authenticate an individual’s identity playing a vital role in this process. In addition to this, E-sign can also be used to digitally sign the documents concerning to government bodies, banking and financial institutions, educational institutions and others, which would reduce time and cost involved. Development of infrastructure facilities for these e-KYC and E-sign services would further support growing digitisation in the country.

Requirement for authentication by various institutions likely to drive the growth in future

Number of authentications transactions have seen a growth over the years as it plays a major role for financial institutions in verification of individual identity. Aadhaar authentication helps the credit disbursal agencies to easily validate documents provide by the beneficiary. As Aadhaar is necessary document to be submitted for availing of loan, authentication helps checking if duplicate proofs have been submitted thus reduce the operational risk for the entity. It also reduces the turn-around time required to avail the loan. Similarly, asset management companies opt for Aadhaar authentication for investments such as mutual funds which would provide easy and secure on-boarding of investors in less time frame. In addition to these, it also has vital importance government initiatives such as Direct Benefit Transfer (“**DBT**”) and National Mission on Financial Inclusion. Going forward, further growth in these spaces would raise the requirement for developing the authentication infrastructure in India.

Increasing digitals payments penetration to further boost requirement for authentication infrastructure

Digital payments lie at the core of digitalisation in the country, making it vital to understand its growth over the periods. In order to capture this, RBI has developed a Digital Payment Index (“**DPI**”) covering wide range of payment ecosystems in India. It helps in understanding the penetration of digital payments across the country. In development of DPI, RBI has assigned five parameters with each having sub-parameters and weights assigned to it signifying the importance in payments ecosystem. With March, 2018 as base period (=100), DPI has increased to 153.47 as of March 2019 to 349.3 as of March 2022. However, bank accounts linked to these payment interfaces require regular authentication done to reduce the occurrence of fraudulent activities creating necessity for better authentication facilities such as e-KYC to be in place.



Source: RBI, CRISIL Research

Aadhaar based credit disbursal system to support the future growth in e-KYC infrastructure

The increase in financial inclusion and government taking measure to provide subsidies and benefits, creates a further dependence on e-KYC process for eliminating duplication, identity theft and others, and in turn creating a demand for e-KYC infrastructure.

Umbrella Entity for Retail payments to pave growth in e-KYC segment

Growth of fintech companies in India are dependent upon penetration of digital usage, which in turn depends upon the infrastructure required, financial literacy and awareness among the population from both supply and demand prospects and having security protocols in place for data privacy and protection. Recent initiative by the RBI for setting up of umbrella organization to look over the digital space is likely to increase the healthy competition among the players thus benefitting end users of the segment. As the competition intensifies leading to addition of new end users in the fintech space, e-KYC companies would also see demand increase lead by end-user authentication.

Overview of account aggregator and allied services

Protean has formed a separate company for the AA business

Protean is a chief architect and implementer for some of the most critical and large scale technology infrastructure projects in the country. Protean closely works with Central and State Governments, Regulators, and Financial and Non-Financial entities

in creating population scale e governance Solutions. Protean conceptualized designed and implemented the infrastructure for Central Recordkeeping Agency (“CRA”). It has also been responsible for setting-up the tax information network and the technology infrastructure for Aadhaar authentication and e-KYC services. The company has over the years used its project management capabilities and technology expertise to deliver state of the art e-Governance solutions.

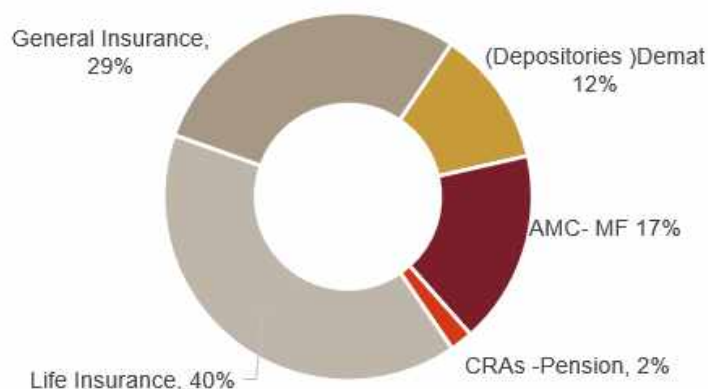
Going ahead, Protean plans to leverage its experience and capabilities in technology infrastructure to be an integral part of the Account aggregator ecosystem being set-up in the country. It has formed a separate company, called Protean Account Aggregator Limited (formerly known as NSDL e-Governance Account Aggregator Limited) (“Protean AA”), for the same purpose. The company has received the approval from the RBI to be empanelled as an Account Aggregator. Thus, Protean AA along with Protean plan to become agents of financial inclusion by shifting from asset backed lending to cash flow based lending.

AA framework coverage expected to triple in coming years, with major adoption coming from banking sector

The base of financial information providers is expected to broaden with the adoption of the AA ecosystem by public and private sector banks. The GSTN database has received approval to go live on the AA framework. Following the onboarding process, the use case of the portal for Financial Information Users is expected to grow substantially. Currently, the portal has 32 financial information providers that have integrated on the account aggregator ecosystem, of which, 26 have integrated with multiple account aggregators.

Under the AA framework, as a primary central recordkeeping agency for the National Pension System, Protean is now enabled as a Financial Information Provider (“FIP”) to provide subscribers pension data to Financial Information Users (“FIUs”) like Banks/NBFCs/lenders.

Potential FIPs (excluding Banks and NBFC)



Source: Crisil MI&A - Consulting and Sahamati Dashboard

AA ecosystem saw 18% on-month growth in FIU onboarding; high potential of portal to help sustain growth

As of assessment year (AY) 2022, 94 financial institutions had completed their onboarding process on the account aggregator platform as users of financial information; as of February 2023, this number increased to 141, with 49 entities in the evaluation stage and 21 in the development stage. The platform started with nine users of financial information in September 2021, growing at approximately 180% CAGR over the past few months.

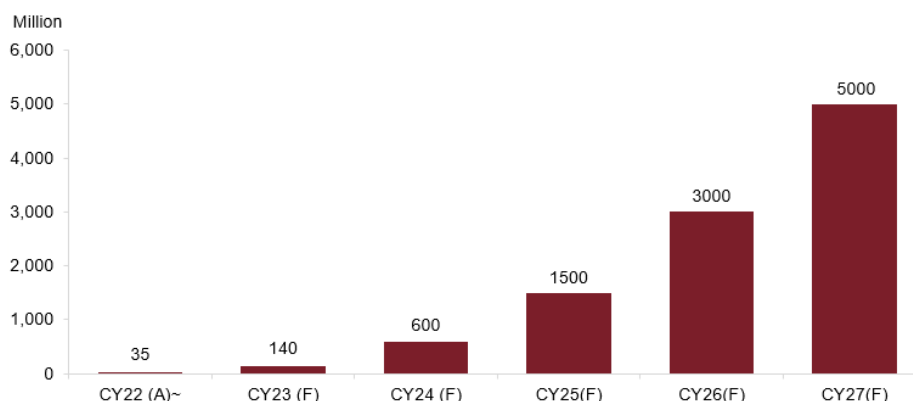
A similar growth rate could be expected for the portal in coming years on account of its immense potential to provide easy access to financial services and contribute to the country’s financial inclusion goals by reaching under-served customer segments such as MSMEs and low-income groups. Major demand for the platform will come from the insurance sector, NBFCs, and banks, as well as the pension sector and securities market.

Rise in emerging use cases of platform, consents raised expected to grow

During assessment year 2022, there were approximately 35 million successful transfers since the launch of the platform. In recent months, more than 2 million annual cumulative consents have been fulfilled successfully. The monthly growth rates since September 2021 have been stable at 50-60%, witnessing sustained progress.

According to a market sizing report by Sahamati, considering the emerging use cases of the account aggregator system, successful annual consents fulfilled via an account aggregator are expected to reach one billion by 2025 and 5 billion by 2027, given the broadening of the ecosystem to include additional financial information types, and several more use cases are expected to emerge.

Current and Potential Consents



Source: Crisil MI&A - Consulting and Sahamati Dashboard

Overview of Open Credit Enablement Network (“OCEN”)

OCEN aims to make credit accessible to all

OCEN enables service providers to become fintech-enabled credit marketplaces by standardising the building blocks that make up a typical credit cycle. The Indian start-up scene is populated by kirana tech players, food delivery applications, logistics companies, ed tech platforms, SaaS providers, and others, all of whom, already fulfil the role of gathering customers (whether they be businesses or individuals). If these companies are allowed to easily add lending as a feature via standardised OCEN APIs, the cost of customer acquisition for a lender is brought down to zero. Moreover, the usage data that is already being captured on these platforms can serve as an addition to a borrower’s profile to better assess their creditworthiness. This enables a new mode of operation based on the analysis of present and future cash flows, rather than static balance sheet-based loans.

OCEN is putting together an infrastructure protocol that enables consent-based access to verify information from multiple public and private data sources and connects borrowers with lenders through an ecosystem that offers access to affordable credit. Using OCEN, lenders will be able to create personalised loan products to meet the financial needs of small businesses. They will also be able to underwrite new types of loans by gaining access to financial data about MSMEs, which helps them monitor credit. Online intermediaries such as e-commerce enterprises and digital businesses (also known as loan service providers) can include credit products without having to engage in technology development or sign up with multiple lenders. The turnaround time and finance costs would be reduced due the simplification of the loan application process and also since competition among lenders will increase.

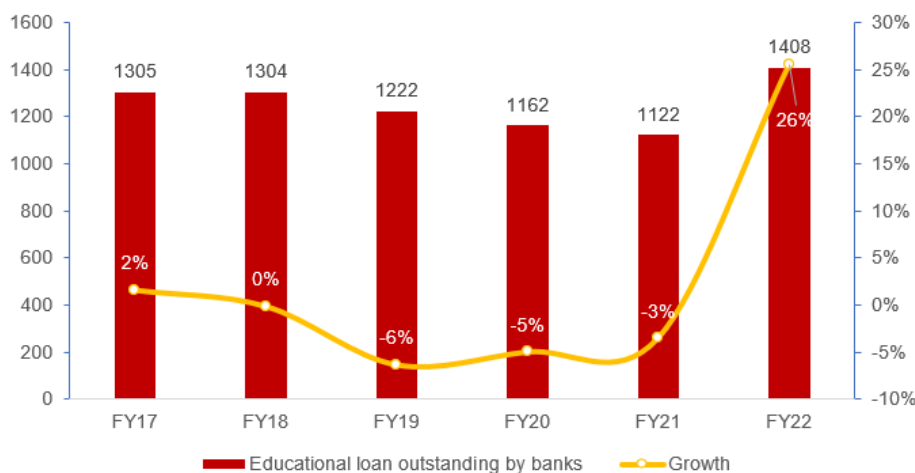
Overview of Ed-tech and e-learning in India

Global ed-tech market estimated at US\$120-125 billion in 2022

Overview of education loan market in India

Education loan on rise in FY22 post pandemic phase

Education loan outstanding of banks increased approximately 26% in Fiscal 22. Students are going back to universities and other educational institutions after a two-years gap caused by the pandemic. Students who could not opt for higher studies then are doing so now after a fair recovery of parent’s income, and their own earnings. Consequently, admissions for studies abroad are increasing. Banks, too, have improved their processes in education loans business, which is credit assessment, collateral, and recovery. Also, 90% of education loan are given by state-run banks, which are encouraged by the government to step up lending to students.



Source: RBI, CRISIL Research

Overview of Vidya Lakshmi initiative

The Vidya Lakshmi initiative is an education loan portal developed under the guidance of Ministry of Finance and Ministry of Education and the Indian Banks’ Association. Under this, students can avail of education loans through scheduled banks and the platform acts as a gateway through which students can apply for loan. The portal facilitates tracking the loan right from application to sanction or otherwise. The portal provides information on educational loan schemes of various banks, application process, helps download loan applications and offers loan processing status, offers linkage to the national scholarship portal for information and application for government scholarships, and has a facility to email grievances/queries.

Through the Vidya Lakshmi initiative, a total of approximately 3.26 million students have registered on the platform. Among these, approximately 15%, or approximately 0.5 million students have got education loans. In Fiscal 2022, approximately 0.12 million students got education loans from the portal, and in three quarters of Fiscal 23, approximately 0.11 million students have received an education loan.

According to the All India Survey on Higher Education (“AISHE”), in 2020-21, about 41.3 million students enrolled in undergraduate and postgraduate program. So, the currently the initiative is highly underpenetrated and holds a lot of potential to provide financial aid to undergraduate and post graduate students.

Overview of Vidyasaarathi Initiative

The Vidyasaarathi initiative provides underprivileged students financial assistance via corporate-funded scholarships. Many Students in India miss out on the higher education due to unaffordable and increasing fees for higher education in India. Students seeking education scholarship can search and apply for various education finance schemes that they are eligible for. Fund providers, industries, and corporates can promote skill development by designing education finance schemes provided on merit by fund providers, industries, and corporates.

Vidyasaarathi allows fund providers to create their own education scheme, which can be managed through their own foundation or through a Vidyasaarathi’s trust and foundation. The fund providers get to create scholarship schemes, manage student applications, access student profiles or decision making, and set up different user profiles.

On Vidyasaarathi portal, as of December 31, 2022, more than 1.4 million students registered for scholarships and 94 corporates have cumulatively given scholarships worth approximately ₹ 442 million.

Overview of data center and cloud services

Approximately 64% of Indian MSMEs using cloud services for day-to-day operations

Public cloud, with pay as per usage subscription models, most preferred:

A definitive digital transformation is finally underway among India’s micro, small and medium enterprises (MSMEs). Apart from regular sales via ecommerce platforms, majority of them have digitalized their receipts and payments. However, adoption of online procurement, availing of loans online and using digital logistics has been very low.

MSMEs’ adoption of cloud services has also seen a significant rise, with approximately 60% using them for regular operations.

Adoption of cloud services has been greater among medium enterprises than micro and small enterprises. Smaller enterprises

still rely on legacy systems and follow in-house traditional bookkeeping and accounting with more emphasis on sales than marketing strategies.

Indian cloud services comprise public, private and hybrid modes.

Public cloud: multi-tenant platform, on-demand and elastic infrastructure, utility pricing model

Private cloud: Dedicated hardware, high performance hardware, extra security and compliance, and specific policies

Hybrid cloud: Integration of public and private, more architectural flexibility, more technical control

The Indian public cloud market logged a CAGR of approximately 44% over 2016-2021. It is expected to log a CAGR of approximately 30% until 2025.

There are three cloud service models prevalent in the country: SaaS, IaaS, and PaaS.

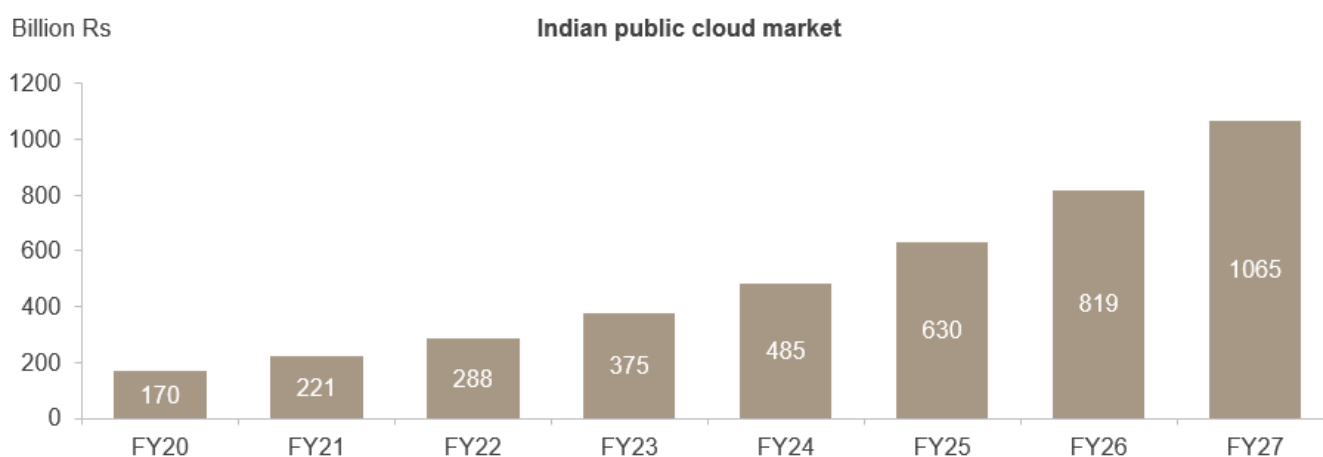
Software as a Service (SaaS): It provides access to software over the internet. These applications can be accessed through a web browser, desktop client or an application programming interface (API).

Infrastructure as a Service (IaaS): Acts a platform to rent IT infrastructure such as servers, virtual machines, storage and networks from a cloud service provider on a pay-as-you-go model.

Platform as a Service (PaaS): It offers access to cloud-based tools, such as APIs, gateway software and web portals.

MSMEs prefer public cloud services, with SaaS having a dominant approximately 50% share in Fiscal 2020. SaaS adoption is expected to log a CAGR of 27%. IaaS, however, is expected to grow at a faster approximately 33% CAGR by Fiscal 2025 driven by exponential data generation, demand for big data analytics, use of storage as a service and faster deployment and scalability.

In 2021, the cloud services market contributed approximately US\$70-90 billion to India's GDP. This is expected to clock a CAGR of approximately 34% to reach approximately US\$310-380 billion by 2026.



Sources: Crisil Research, NASSCOM Cloud Adoption Report

Overview of e-commerce retail industry in India

Need for open e-commerce network and role of open protocols

Implementation of innovative technology can further boost e-commerce growth

Over the last one decade there has been a transformation in the way commerce has been carried out. In present era online purchases are experiencing strong growth owing to rising income level, rising number of smartphone users, change in lifestyle and preferences, and improved logistics services. Advancement in IT infrastructure has been the backbone supporting robust growth in e-commerce. However, the e-commerce industry is still under growth phase and certain concerns which exist in the current scenario such as malpractices followed by players, barriers in launching new products, and limited reach to audience need to be addressed. ONDC is one such solution government is planning to implement to make the overall e-commerce market more efficient and inclusive.

ONDC can expand overall e-commerce market and can curb existing malpractices

The ONDC is a digital project of the government to redefine the e-commerce landscape in the wake of a large number of complaints of malpractices by e-commerce companies. To standardise the process of on-boarding retailers on e-marketplaces,

and supply and delivery of products through online channels, the Department for Promotion of Industry and Internal Trade (“DPIIT”) plans to develop ONDC to set protocols. The protocol for digital commerce would be similar to what UPI is for online payments or what HTTP is for communication over the internet. These will be open standards and the effort is to create protocols for digital e-commerce for creating an enabling e-commerce ecosystem.

The DPIIT has set up a steering committee to formulate, implement and provide policy oversight ONDC. The committee is headed by a senior DPIIT official and includes representatives from the Department of Commerce, the Ministry of Electronics and IT, the Ministry of MSME, the NITI Aayog, Quality Council of India, NPCI Technology, and Protean.

Overview of e-health industry in India

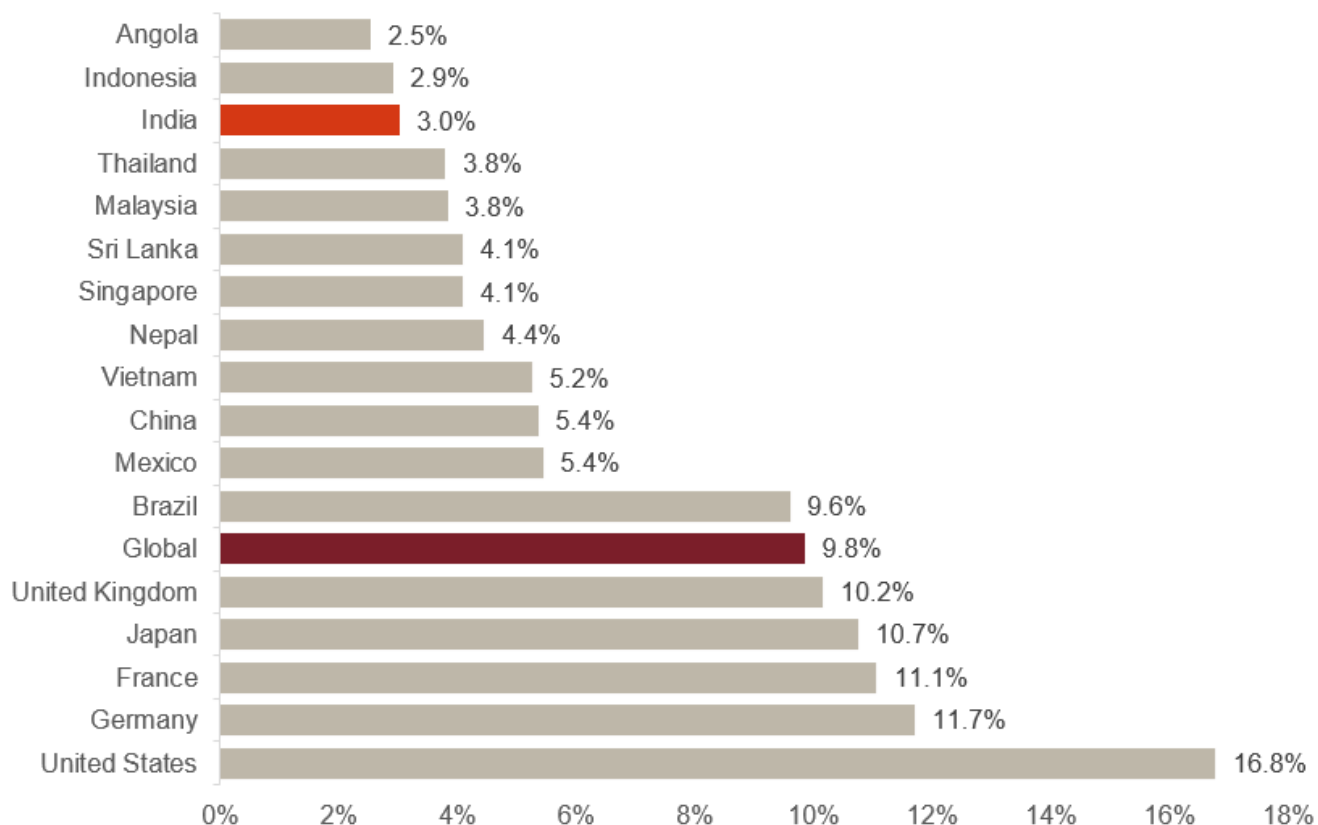
Healthcare industry in India

India’s health infrastructure has large potential for improvement

The adequacy of a country’s healthcare infrastructure and personnel is a barometer of its quality of healthcare. This, in turn, can be assessed from bed density (bed count per 10,000 population) and availability of physicians and nurses (per 10,000 population). For India, that’s where the concern begins. The country comprises nearly a fifth of the world’s population, but has an overall bed density of merely 15, with the situation being far worse in rural than urban areas.

India lags peers in healthcare expenditure

Total healthcare expenditure as a percentage of GDP (2019)



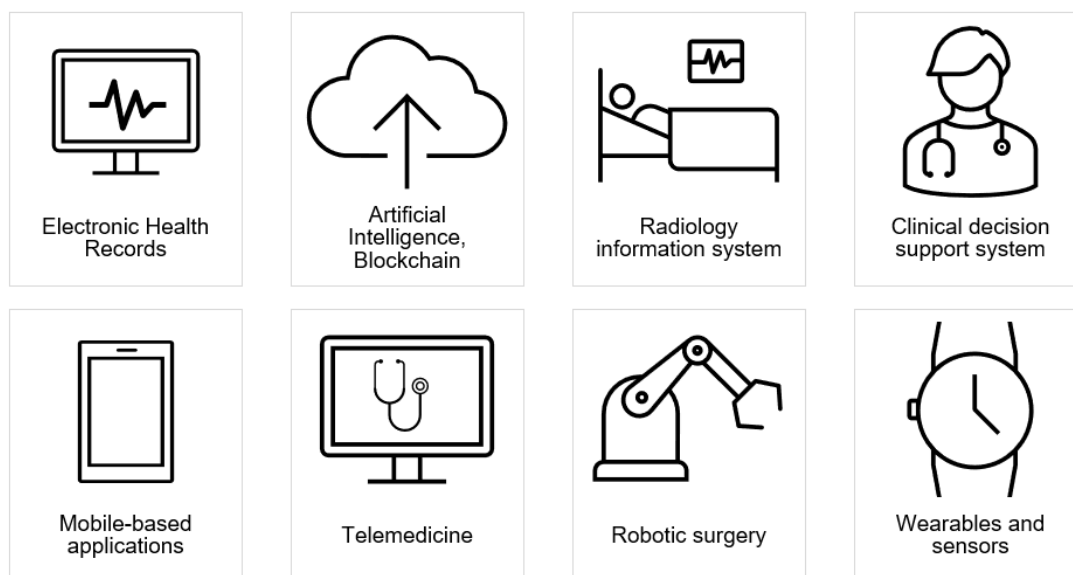
Source: Global Health Expenditure Database, World Health Organization; CRISIL MI&A Research

E-health is the future of healthcare service

E-health refers to the use of information and communications technology in healthcare. Based on different approaches to e-health, its types can include the following: services provided via the Internet (such as telemedicine and video consultation); electronic health record; and health monitoring and research via mobile applications (also referred to as m-health). E-health initiatives have a vision to delivery better health outcomes in terms of:

- access,
- quality,
- affordability,
- lowering of disease burden, and
- efficient monitoring of health entitlements to citizens.

Emerging technologies in healthcare



The healthcare industry, like other industries, is constantly evolving in terms of technology. Developments in information technology have helped create systems which ensure faster and reliable services. While, on one hand, these systems help increase the reach and quality of healthcare delivery systems across the country, on the other, they also enable healthcare delivery providers to improve efficiency by helping them in resource planning, maintaining patient records, amongst others. CRISIL Research believes that with the advent of 5G, smartphone penetration and increasing health conscious population, digital healthcare penetration will grow significantly.

National Digital Health Mission (“NDHM”)

The National Digital Health Mission (NDHM) initiative supports universal health coverage in an efficient, accessible, inclusive, affordable, timely, and safe manner, leveraging on open, interoperable, standards based digital systems, and ensures the security, confidentiality, and privacy of health-related personal information. Citizens in India are served by different stakeholders in the healthcare system – namely, policymakers in central and state governments, healthcare professionals, regulators, allied private entities such as insurers, and providers of healthcare services in hospitals and pharmacies.

The NDHM is envisaged to create an online platform using data, information, and infrastructure services, while also ensuring the security, confidentiality, and privacy of health-related personal information. Some of the key objectives envisaged under the NDHM are as follows:

- To establish registries at the appropriate level to create a single source of truth in respect of clinical establishments, healthcare professionals, health workers, drugs and pharmacies;
- To enforce adoption of open standards by all national digital health stakeholders;
- To create a system of personal health records, based on international standards, easily accessible to individuals and healthcare professionals and service providers, based on the individual’s informed consent;
- To ensure healthcare institutions and professionals in the private sector participate actively with public health authorities in the building of the NDHM, through a combination of prescription and promotion; and
- To strengthen existing health information systems by ensuring their conformity with defined standards and integration with the proposed NDHM.

Protean undertakes e-Healthcare projects across value chain components

Protean has been undertaking greenfield projects, whereby it provides services right from defining a business process to setting up a solution, hosting it, maintaining the solution, and providing services to clients. It developed a platform in partnership with the Indian Academy of Paediatrics (“IAP”). It also possesses products to enable vaccination programmes, which can be used for mass vaccination drives for Polio, COVID-19, etc. The company is launching a national project to enable digitisation in various aspects of health, starting outpatient clinics to provide high-tech services to citizens. Given the expertise Protean holds in implementing large-scale IT infrastructure projects, it has the potential to extend its services in the areas of practice management system (PMS), patient health record management system, and electronic health management system, to name a few.

Healthcare providers have successfully integrated or are integrating Ayushman Bharat Digital Mission (“ABDM”)

The ABDM was launched in September 2021, to develop integrated digital health infrastructure in India. According to a recent press release from the government, approximately 220,000 government healthcare facilities include public sub-centres, PHCs,

CHCs, sub-divisional hospitals, district hospitals, and state hospitals. There are approximately 69,000 hospitals in India, of which, approximately 43,000 are private hospitals, and the remaining are government hospitals. The ABDM portal has 200,419 verified healthcare facilities registered, of which, 75% are government facilities and 25% private (hospitals and clinics). Currently, 28 healthcare providers and 4 laboratories have successfully completed their ABDM enablement, while approximately 600 entities, including diagnostic labs, hospitals and government entities, have applied for ABDM enablement.

All Indian citizens with valid Aadhar card eligible for ABHA, which will help digitalise health records

Under the Ayushman Bharat Digital Mission, the Ayushman Bharat Health Account (“**ABHA**”) number was launched to standardise the process of identification of an individual across healthcare providers by providing consent-based access and digital health records, which are secure and private. This will allow individuals to share their health records digitally with hospitals, clinics, insurance providers, and others. As of February 2023, approximately 330 million ABHA cards have been generated. The basic eligibility requirement for the ABHA is an Aadhar card; as on January 31, 2023, there were 1,358.15 million Aadhar card holders in India.

ABDM enablement creates new opportunities for health-tech start-ups and applications for digitalising health records

As of February 2023, there are approximately 3,200 health-tech start-ups in India, and this number is expected to rise in the near future, given the start-up ecosystem in the country and government initiatives to promote the creation of start-ups. Currently ~25 health-tech applications have enabled ABDM implementation since its launch in September 2021. This helps these start-ups in Health ID creation, and capture and verification for seamless patient registration, along with building of health information provider services to share digital records via personal health record applications. As these applications reach the advanced stages of ABDM enablement, they will develop health information user services to provide a view of patients’ medical history to authorised healthcare workers.

Overview of mobility industry

Need for open mobility network and role of open protocols

Open mobility network can help make urban mobility system more efficient

India is rapidly becoming more urban and will witness a staggering increase in urban mobility demand soon. The increasing urban population continues to add stress on the infrastructure, environment, and economy of cities. Public mass-transit systems today find themselves competing not just with personal vehicles, but also with new forms of shared mobility. Private shared mobility is continuously evolving in form and scale. But despite the increase in available choices, personal vehicles remain the primary mode of transport for many.

The networks of public and private shared mobility operators do not seem to offer a compelling alternative for city travellers. While public transport, especially the rail systems and buses on dedicated lanes, seems to cover the distance faster, its accessibility and availability is a challenge in many cities. Private shared mobility networks, on the other hand, do not always cater to all customer segments. Mobility systems and other travel options in cities thus remain isolated, offering no effective solutions for a seamless door-to-door journey. Big shifts happening in electrification, autonomous and connected vehicle technologies could expand the gap between shared mobility operators further, especially between on-demand mobility service providers and mass transit systems.

Creating an open network economy

Beckn is an open protocol that enables location-aware local commerce across industries. With initial support from Beckn Foundation, an active open-source community has published an open protocol specification that can help foster better integration and improved usability by connecting various applications together in a collaborative and coherent digital ecosystem. Once implemented widely, it will allow businesses to be discoverable by consumers through commonly used applications. Beckn acts as a transaction protocol that allows discovery, ordering, fulfilment and payment between buyers and sellers (consumers and providers) in the digital marketplace. It is a common way that allows basic interoperability of the transactions on a digital medium. Beckn protocol allows one user to communicate to other user anywhere on the internet by exchanging open, standardised, machine-readable information.

Currently, most marketplaces are platform centric. Beckn is an open digital infrastructure that allows creation of an unbundled and decentralised digital market that is free to use, and more inclusive in nature. It specifically caters to location-aware local commerce businesses that are small and severally available within a region like a city. Examples of such businesses include mobility, e-commerce and last-mile delivery.

Mobility-as-a-service and open protocols

Protean functions as infrastructure provider in open network mobility solutions

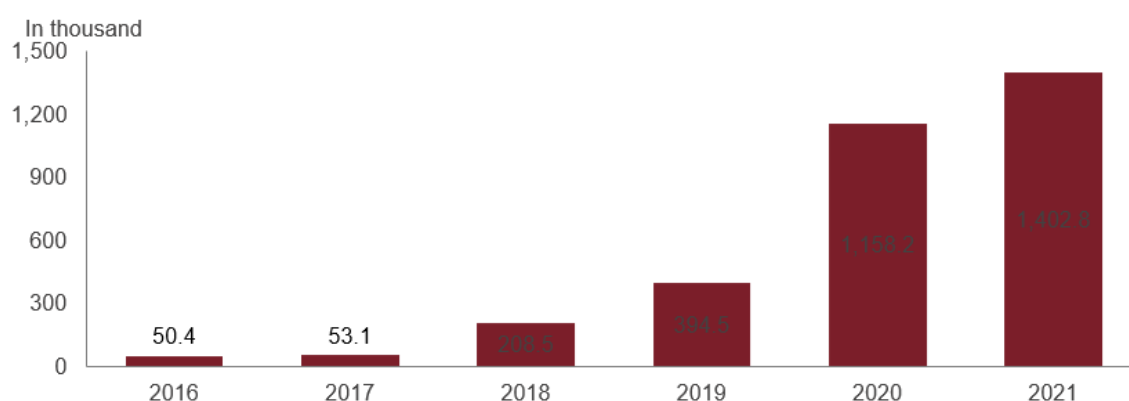
With initial support from Beckn Foundation, an active open-source community has designed an open protocol that enables implementation of open network mobility solutions. Protean eGov Technologies Ltd plays a role of interpreting and implementing Beckn protocol to ensure large scale execution of open network mobility solution. The services offered by Protean range throughout the open network mobility solution value chain making it a holistic infrastructure provider in the space. In July 2021, the Kerala government launched Kochi Open Mobility Network, which could be considered the first of its kind globally.

Overview of cybersecurity market in India

Cybersecurity involves protection of confidential data from malicious attacks

Cybersecurity incidents in India significantly increased in number in 2020 and 2021, according to CERT-In data. The incidents include website intrusion and malware propagation, malicious code, phishing, distributed denial of service attacks, website defacements, unauthorised network scanning/ probing activities, ransomware attacks, data breaches and vulnerable services.

Number of security incidents handled by CERT-In



Source: CERT-In annual report 2021 (last updated in Fiscal 2021)

Overview of Open Network for Digital Commerce

ONDC is a network-based open protocol that will transform the domestic ecommerce space as it connects all buyers to all sellers on the network. It works on interoperable protocol, which unbundles the ecommerce value chain. This would enable a buyer using one app to transact with a seller using another app, if both apps are on the ONDC network. Buyers can connect with the network through chat widgets, apps, IVR solutions and websites.

When a buyer searches an item on the network, the ONDC gateway checks the multi-domain registry and broadcasts this search to a large number of entities that sell the item searched. These sellers can be listed on any app on the network. The buyer gets the list of sellers from which he/she can pick one based on his/her preference.

Once the buyer selects the item and requests its delivery, the gateway shares the buyer's and seller's locations to all logistics providers that serve at both the locations. The buyer, again, can choose from multiple logistics providers or choose sellers who can deliver the items themselves. Buyers can pay through network, seller and logistics provider to get the payment through the network.

Sellers benefit from ONDC as they get low-cost access to complete the value chain in ecommerce. A seller has to register only once on any of the apps on the network to get access to the entire buyer universe. Sellers can have their own terms and conditions, such as favourable return policy, low commissions, faster payment settlements etc.

In the current platform-centric marketplaces, sellers are at risk of getting replaced by alternatives available on the platform, which could lead to losing the access to the buyer universe. ONDC eliminates this risk as sellers can shift to another app on the network and not lose visibility to buyers. Also, this provides sellers with portable network-wide reputation, which means a seller's reputation stays intact even when they switch between different apps on the platform. ONDC provides business-enhancement analytics on the seller app, which sellers can use to derive actionable insights.

Technology companies, too, can benefit from ONDC. They can list themselves as technology provider on the ONDC network, which makes them visible to a large number of apps on the network. These apps can use various technology solutions listed by technology companies to enhance their business. This opens up various monetisation opportunities to technology companies, such as one-time licensing, recurring subscription, per transaction margin etc.

100+ entities integrate with ONDC

In April 2022, the government launched the pilot phase of ONDC in five cities — Delhi NCR, Bengaluru, Bhopal, Shillong

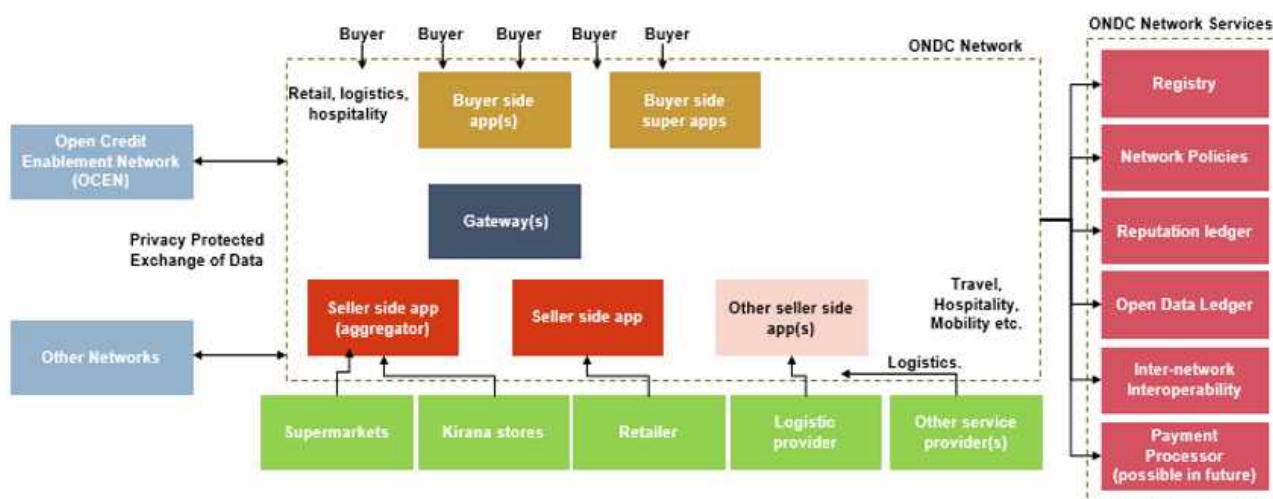
and Coimbatore. It became live in September 2022 with grocery and food and beverage (F&B) categories. As of September, 2023, ONDC is live in 400+ cities in alpha phase and 7 cities in beta/test phase. Difference in alpha and beta phases is that more focus and marketing efforts are done in the beta phase. ONDC has onboarded about 1.79 lakh sellers/service providers across the country with 47 network participants gone live. These network providers are buyers' apps, seller apps and logistics providers. The breakup of these network participants are as follows:

- 6 only buyer apps — Magic pin, PayTM, Paytm (App in App - Magicpin), Phone Pe, Spicemoney and Orderde by SignCatch
- 29 only seller apps — Alpino, Bech.app by SignCatch, Bitsilla, Bizom, Boat, Digiit, Eksecond, eSamudaay – Lucknow, eSamudaay – Udipi, Globallinker, GoFrugal, Growth Falcon, Ideamasters, Jajee, Magicpin, Marico, Primarc Pecan Retail Private Limited, Rapidor, Retailconnect (ITC), Samast Technologies Private Limited, SellerApp, Shiprocket, SleepyOwl, Tanvi Fitness Private Limited, Uengage, Ushop, Villain, WOW and Yatri
- 5 buyer and seller apps- Craftsvilla, Eunimart, Mystore, Namma Yatri and nStore
- 7 logistics providers — Delhivery, Dunzo, eKart, Grab, Loadshare, Shadowfax and Shiprocket

There are about 11,749 entities that have initiated integration with ONDC and 151 entities are in advanced stage.

Structure of ONDC

ONDC has the following technological components:



Source: ONDC Government Strategy Paper, CRISIL Research

ONDC consists of the main network, its services and other open networks:

- ONDC network (the dotted box at the centre in the above pictorial) comprises network participants who join as a buyer-side app, seller-side app, or gateway coming together to form the open network
- ONDC network services (on the right) show the common services that will enable participants to transact on the network and form the digital infrastructure offered by ONDC

Other networks (on the left) show other such open networks in other domains (for instance, open credit enablement network (OCEN), with which it can seamlessly interface)

Huge potential for buyer and seller apps on ONDC

Considering the multifarious applications already on the network, CRISIL sees a lot of potential for various players operating in similar sectors to get on to ONDC.

With IDFC First Bank and Kotak Bank offering buyer apps on ONDC, other 32 private and public sector banks may join the network as well. The opportunities that banks get on ONDC includes:

New channels: As it is an unrestrictive marketplace, ONDC creates a lot of new channels of retail and wholesale use cases. For example, IDFC First launched a grocery buying app for its customers on ONDC while Yes Bank is using a third-party offering, SellerApp, to provide more access to its micro, small and medium enterprise (MSME) clients on ONDC. This opens up access to customers, who were not able to leverage branches and online channels.

Data-driven banking: By widening their reach among both retail and MSME customers through ONDC, banks will get access to higher volume and granularity of data about customer behaviour. With every transaction happening through its payment network, a bank would get access to a customer's purchase trends, which would enable it to create personalised experiences

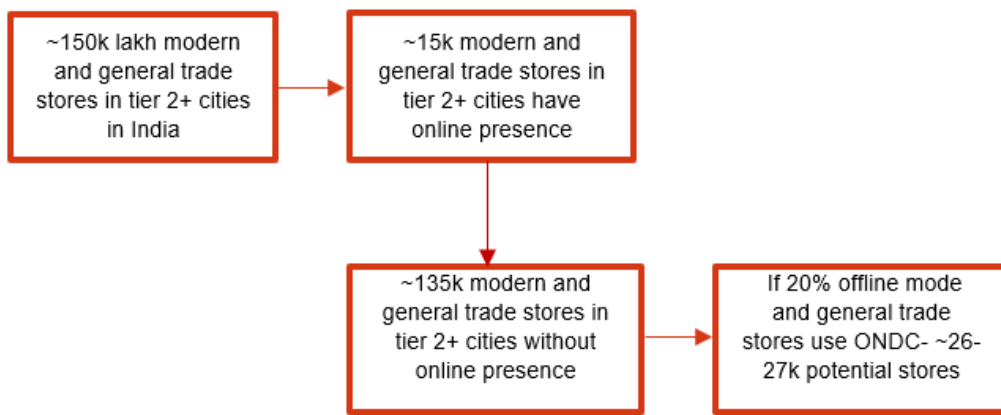
and make relevant offers and loyalty programs for the customer.

Tech as service: Combination of buyer and seller apps will have banks to become tech stack providers, creating additional revenue from subscription or value-added services.

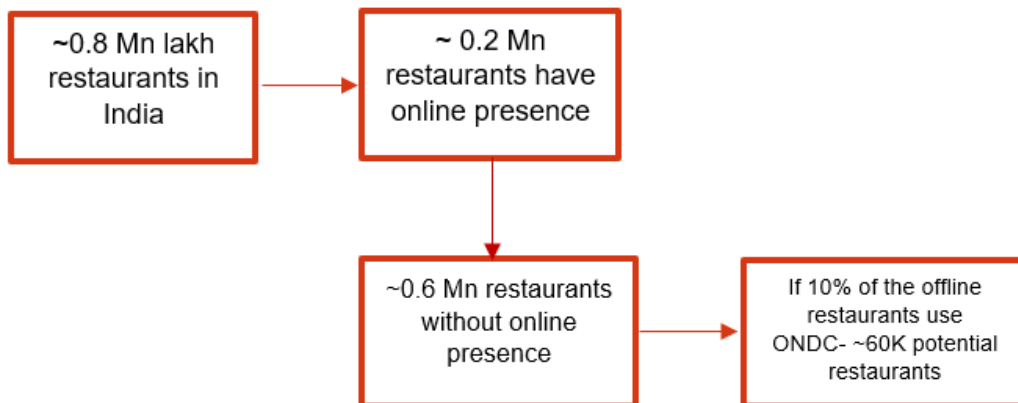
Fintech apps, such as Paytm and Phonepe, have joined the network as buyer apps. There are 2,200+ companies in India working in the fintech space across segments such as payments, insurance, lending etc. Given the possibilities that ONDC has to offer, all these fintechs are potential participants of the network. The various benefits fintech companies can get from ONDC include payment gateways in B2B and retail payments, reconciliation platforms, SME financing, retail lending, building credit history for thin file buyers, insurance services etc.

India has more than 19,000 ecommerce companies, ranging from horizontal ecommerce companies such as Flipkart and Amazon, which list multiple category products on their platform to vertical ecommerce platforms such as Ajoio, Myntra which caters to a particular category of products. Craftsvilla and Meesho are already operating on ONDC as buyer apps. E-commerce companies and new direct-to-consumer brands will be able to access large consumer base spread across tier two+ cities and towns in India. These regions are home to majority of potential consumers who will become online buyers in the next five years.

ONDC holds high potential to impact F&B and Grocery market in India

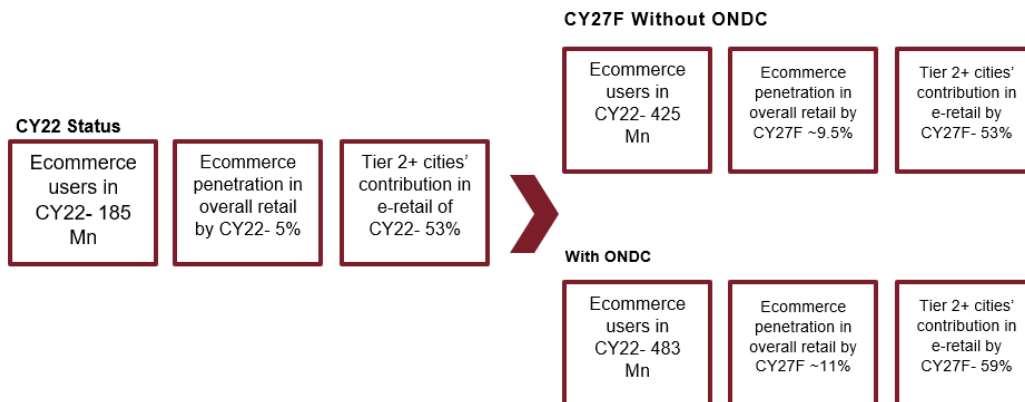


Over the next few years, many brands/entities are expected to join ONDC. In around 1.5 lakhs modern and general trade shops in tier two+ cities in India, about 15 k have online presence. This leaves around approximately 135k modern and general trade shops without any online presence. With increase in internet penetration and online payments, the owners of approximately 135 thousand would see potential of expanding their services online. Even if 10% of these owners will expand their business to online channel through ONDC, then potentially around 26-27 thousand stores would be listed on ONDC network.



India’s food industry, too, has a lot of potential to grow through ONDC. With increase in wallet share on F&B spends and deeper internet penetration, approximately 0.2 million restaurant are active online as COVID-19, too, acted as a catalyst for restaurant owners hooked on to online platforms. About 0.6 million restaurants are still not listed on any of the top food aggregator apps due to high commission charges, heavy discounts on menu price etc. Potentially, they are likely to join the ONDC network to have an online presence. If 10% these offline restaurants list themselves on ONDC platform, then about 60 thousand restaurants would have online presence through ONDC.

ONDC can add 58 million users to ecommerce by 2027



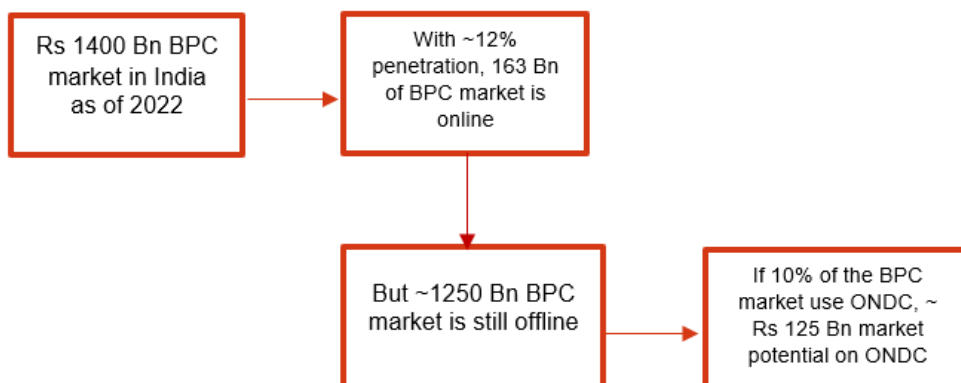
ONDC is expected to have a huge impact on the fast-evolving Indian ecommerce sector. Earlier, the sector was a metro and tier one city phenomenon. With the pandemic giving an impetus to online purchases by customers, tier two+ cities are its major markets.

To be sure, the digital shift had already begun in India's retail industry when the pandemic started. So, with the lockdown and restrictions on contacts, ecommerce got wider acceptance among both merchants and consumers. Also, high acceptance of UPI, vernacular apps and attractive offers from e-wallets made ecommerce highly lucrative for consumers in tier two+ cities. Now, ONDC's open network for buyers and sellers, contribution of tier two+ cities in the ecommerce sector will increase further.

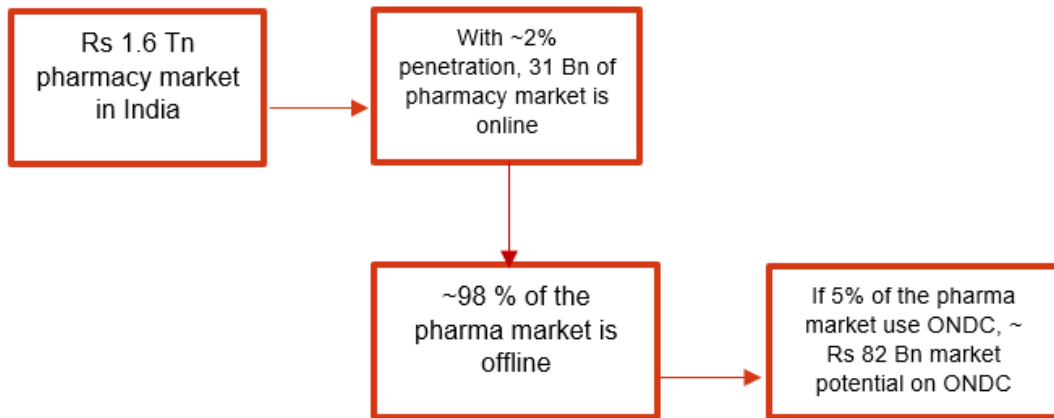
As more local restaurants, grocery stores, beauty stores etc get onboarded on the platform, consumers from the tier two+ cities will be able to shop local brands online. This will lead to better engagement between buyers and sellers boosting frequency of purchases.

Moreover, ONDC will make it convenient for consumers to compare price and quality sitting in the comfort of their homes. Overall, we estimate ONDC has the potential to add 58 million users to ecommerce by 2027. This would increase India's ecommerce penetration in overall retail from 9.5% to approximately 11% and increase tier two+ cities contribution in the sector to about 59%.

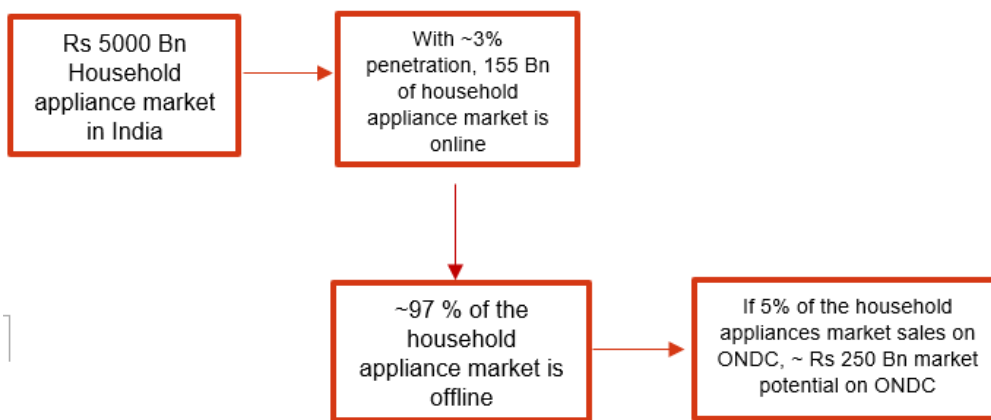
ONDC will create high impact across various sectors such as BPC, pharmacy, and household appliances markets in India



Currently, Beauty and Personal Care (“BPC”) market in India is valued at ₹ 1,400 billion, out of which around 12% i.e., ₹ 163 billion market is online due to increased online shopping penetration in tier two+ cities, continues investments in growth, rising adoption of e-commerce by gen-Z etc. With ONDC, the penetration of online BPC can increase further. As around 88% of BPC market in India is still offline, with even 10% of the offline BPC market goes online through ONDC, would result in additional ₹125 billion online BPC market.



Online pharmacy is highly underpenetrated in overall pharmacy market in India. With ₹ 1.6 trillion pharmacy market about 2% i.e., ₹ 31 billion comes from online pharmacy. ONDC can create a high impact in this space. With majority of growth in e-commerce coming from tier two+ cities in India, ONDC would accelerate the pace of online pharmacy with increased penetration in tier two+ cities. Of the current 98% offline pharma market, if ONDC acquire about 5% then ₹ 82 billion market of online pharmacy would be created on ONDC network.



India's household appliances market is valued around ₹ 5,000 billion. The online household appliance market is highly underpenetrated with only 3% of sales coming from online channels. With ONDC's network, if 5% of the offline sales goes online then about ₹ 250 billion market of household appliances would be created on ONDC.

OUR BUSINESS

Some of the information in this section, including information with respect to our plans and strategies, contain forward-looking statements that involve risks and uncertainties. You should read “Forward-Looking Statements” beginning on page 16 for a discussion of the risks and uncertainties related to those statements. See also, “Risk Factors”, “Restated Consolidated Financial Information”, and “Management’s Discussion and Analysis of Financial Condition and Results of Operations” beginning on pages 24, 195 and 267, respectively, for a discussion of certain factors that may affect our business, financial condition or results of operations. Our actual results may differ materially from those expressed in or implied by these forward-looking statements.

Unless otherwise indicated or the context otherwise requires, the financial information for Fiscals 2021, 2022 and 2023 and for the three months ended June 30, 2022 and June 30, 2023 included herein is derived from the Restated Consolidated Financial Information, which has been derived from our audited consolidated financial statements and restated in accordance with the SEBI ICDR Regulations and the Guidance Note on Reports in Company Prospectuses (Revised 2019) issued by the ICAI, as amended from time to time, which differ in certain material respects from IFRS, U.S. GAAP and GAAP in other countries. For further information, see “Restated Consolidated Financial Information” beginning on page 195.

Unless the context otherwise requires, in this section, references to “we”, “us”, or “our” refers to Protean eGov Technologies Limited on a consolidated basis and references to “the Company” or “our Company” refers to Protean eGov Technologies Limited on a standalone basis.

Unless otherwise indicated, industry and market data used in this section has been derived from industry publications, in particular, the report titled “Assessment of large-scale IT infrastructure demand in India” dated December read with the first addendum to the report dated April 2023 and the second addendum to the report dated September 2023 (the “CRISIL Report”), prepared and issued by CRISIL, appointed by us on May 12, 2021 and exclusively commissioned and paid for by us in connection with the Offer. A copy of the CRISIL Report is available on the website of our Company at available at <https://www.proteantech.in/ipo-offer-documents>. The data included herein includes excerpts from the CRISIL Report and may have been re-ordered by us for the purposes of presentation. There are no parts, data or information (which may be relevant for the proposed issue), that has been left out or changed in any manner. For more information, see “Risk Factors – 18. Industry information included in this Red Herring Prospectus has been derived from an industry report exclusively commissioned by and paid for by us for such purpose.” beginning on page 35. Also see, “Certain Conventions, Presentation of Financial, Industry and Market Data – Industry and Market Data” beginning on page 13.

OVERVIEW

We are one of the key IT-enabled solutions companies in India (*Source: CRISIL Report*) engaged in conceptualizing, developing and executing nationally critical and population scale greenfield technology solutions. We collaborate with the government and have extensive experience in creating digital public infrastructure and developing innovative citizen-centric e-governance solutions. We were originally setup as a depository in 1995 and created a systemically important national infrastructure for capital market development in India. We have been the chief architect and implementer for some of the most critical and large-scale technology infrastructure projects in India. (*Source: CRISIL Report*) We believe our solutions have led to identification of bottlenecks in government services, increased transparency and efficiency, redefined delivery of public services and led to a reduction in service delivery costs. We were among the leading Indian companies in the e-governance sector in terms of profitability, operating income, operating profit and operating profit margin in Fiscal 2023 (*Source: CRISIL Report*) We are a professionally managed company and are led by an experienced senior management team whose expertise and industry experience have helped us grow our operations and innovate our services.

Since inception and as of June 30, 2023, we have implemented and managed 19 projects spread across seven ministries and autonomous bodies ushering change in public delivery of services. Our primary engagement has been with following ministries:



We have been instrumental in establishing public digital infrastructure and creating e-governance interventions impacting multiple sectors of the Indian economy. Some of our key interventions include:

- Modernising the direct tax infrastructure in India through projects like Permanent Account Number (“PAN”) issuance, the Tax Information Network (“TIN”) including Online Tax Accounting Systems (“OLTAS”).
- Strengthening the old age security system in the country by building the core IT infrastructure as a Central Recordkeeping Agency (“CRA”) for the National Pension System (“NPS”).
- Enabling the universal social security system for all Indians, particularly the workers in the unorganized sector by creating technology infrastructure as a CRA for the Atal Pension Yojana (“APY”).
- Contributing to the India Stack, a set of application programming interface (“API”) that allows governments, businesses, startups and developers to utilise a unique digital infrastructure to prepare solutions that are presence-less, paperless and enable cashless service delivery. We have also enabled the BFSI sector by providing Aadhaar-based identity authentication and e-Sign services, as a licensed certifying authority empaneled by the Controller of Certifying Authorities. We were appointed as a registrar for enrolling citizens for Aadhaar.
- Improving accessibility to education and skill financing through creation of efficient digital marketplaces enabling discovery of financial resources through platforms such as Vidya Lakshmi, and Vidyasaarathi.
- Contributing to and supporting open digital building blocks such as Open Network for Digital Commerce (“ONDC”) for use-cases across sectors like e-commerce, mobility, healthcare, agriculture and education. We are one of the key and early contributors to the open source community and protocols that are powering ONDC. (Source: CRISIL Report)

In our experience, these projects have resulted in reduction of turnaround time by digitizing processes, ensuring better compliance with government policies and enhancing transparency by providing real-time reports and dashboards to stakeholders. For further information on our key projects, see “ – Key Projects” beginning on page 145.

Project-wise major highlights and our market share are as below:

Services	Major Highlights	Protean's Market Share
Service vertical: Public Finance Management System and Taxation		
Pan Issuance	Over 446 million PAN issued since commencement	45%
TIN	2.10 million deductors filed TDS returns electronically through TIN systems in Fiscal 2023	58%
Service vertical: Social Security (as of June 30, 2023)		
National Pension Scheme	16.56 million Subscribers	94%
	AUM (₹ million) 90,85,774	99%
Atal Pension Yojana	47.75 million Subscribers	100%
	AUM (₹ million) 2,95,825	

* Source: CRISIL Report

We have over the years successfully adapted to technology advancements through continuous investments in new technologies and capabilities and by developing sophisticated technology architecture. We have domain knowledge for various industries that allows us to develop functionalities that address specific requirements of end-users, businesses and public entities. While executing large and complex projects, we leverage our comprehensive program management expertise. Our clients benefit from our delivery model, significant experience across various technologies, industry knowledge, project management expertise and proprietary software engineering tools developed in-house.

Our business model has resulted in positive cash flows over the years and our cash flows from our operating activities were ₹ 1,001.19 million, ₹ 942.69 million, ₹ 1,370.21 million, ₹ 109.40 million and ₹ (79.04) million in Fiscals 2021, 2022 and 2023 and in the three months ended June 30, 2022 and June 30, 2023, respectively. We have been profitable since Fiscal 1999 and have consistently declared and paid dividends since Fiscal 2001. The table below set out our key financial metrics for the periods indicated:

Particulars	Fiscal			Three months ended June 30*	
	2021	2022	2023	2022	2023
	(₹ million except percentages)				
Profit for the year/period	921.87	1,439.37	1,070.42	212.71	322.11
Revenue from operations	6,031.32	6,909.09	7,422.06	1,567.48	2,204.03
ROE	13.81%	18.27%	12.49%	2.62%*	3.63%*
ROCE	16.93%	22.91%	16.13%	3.29%*	4.60%*

* on an unannualized basis

We are a professionally managed company and are led by an experienced senior management team whose expertise and extensive industry experience has helped us grow our operations and innovate our services over the years. Our Shareholders include financial institutions such as NSE Investments Limited, 360 ONE Special Opportunities Fund (formerly known as IIFL Special Opportunities Fund), SUUTI, Citicorp Finance India Limited and certain public and private sector banks such as State Bank of India, Punjab National Bank, Union Bank of India, Bank of Baroda and Canara Bank, HDFC Bank Limited, Axis Bank Limited, Deutsche Bank A.G., The Hong Kong and Shanghai Banking Corporation Limited, Standard Chartered Bank, among others.

We have embraced an impact weighted framework to guide all business decisions with a focus on Environment, Social and Governance (“ESG”) framework and committed to build a value system guiding us to contribute towards a sustainable and responsible future. We understand our responsibility towards the society at large and therefore, our business model focuses on

the foundation of social capitalism. We are also cognizant of other important sustainability aspects and endeavour to continuously enhance our operations towards factors influencing ESG. An independent agency has been conducting comprehensive impact diagnostic assessment on an independent basis in the past few years and we have taken all reasonable efforts to incorporate their audit findings into our strategic planning process. The assessment by an independent agency helps us identify opportunities to improve further towards global and national sustainability goals.

STRENGTHS

Pioneer and market leader in universal, citizen centric and population scale e-governance solutions

We are among the few players in India which are working towards creation of open digital ecosystems. For example, we are one of the key and early contributors to the open source community and protocols that are powering ONDC. (Source: CRISIL Report) We are among India's top IT-enabled e-governance service providers in terms of profitability and operating income in Fiscal 2023. (Source: CRISIL Report) We continue to be a market leader in provision of e-governance services such as management of the TIN, PAN processing, NPS and Atal Pension Yojana. (Source: CRISIL Report)

We have demonstrable experience in implementing and managing population scale critical solutions, and since inception and as of June 30, 2023, we have developed and implemented 19 projects across seven ministries across India. We are amongst the few private players in India in e-governance space working towards the achievement of Digital India initiative and creation of open digital ecosystems by leveraging open source technologies, across variety of sectors such as e-commerce, mobility, healthcare, agriculture and education amongst others. (Source: CRISIL Report)

Our leadership trend and statistics for the last three Fiscals and the three months ended June 30, 2022 and June 30, 2023 highlighting certain major projects are shown in the table below:

Particulars	As of and for the year ended March 31,			As of and for the three months ended June 30, 2022	As of and for the three months ended June 30, 2023
	2021	2022	2023		
PAN Cards sent to printer (million)	29.65	35.51	38.63	8.44	13.73
PANs Verified (million)	937.19	2,122.52	2,412.89	562.21	683.80
NPS – New Subscriber Base (million)	0.83	0.97	1.33	0.26	0.24
NPS – Cumulative Subscriber Base (million)	14.03	15.00	16.32	15.26	16.56
NPS – AUM (₹ million)	5,592,870.80	6,945,539.22	8,421,230.49	6,999,769.44	9,085,774.29
Atal Pension Yojana – New Subscriber Base (million)	6.91	8.23	9.67	1.97	1.80
Atal Pension Yojana –Cumulative Subscriber Base	28.05	36.28	45.95	38.25	47.75
Atal Pension Yojana – AUM (₹ million)	156,871.07	209,225.80	272,227.38	214,504.12	295,825.65
Aadhaar Authentication (million)	179.31	275.03	276.76	44.61	88.50
e-KYC (million)	91.05	174.41	246.01	44.26	72.81
e-Sign (million)	35.60	82.03	101.07	21.73	31.55

Secure, scalable and advanced technology infrastructure

We have made investments in technology platforms that in our experience have strengthened our competitive advantage, increased our operating leverage, ensured scalability and improved functionality while driving innovation. These investments have also helped us to provide our clients and other stakeholders with bespoke services.

Our market-first innovations have been consistently implemented across various sectors and products such as TIN in taxation, pilot infrastructure for GST which laid out the foundation for the roll-out for a unified tax accounting system in India. We are actively contributing to and supporting open digital building blocks using open source technology and protocols that powers ONDC for use cases in sectors like e-commerce, mobility and open finance As of September, 2023, ONDC is live in 400+ cities in alpha phase and seven (7) cities in beta/test phase. Difference in alpha and beta phases is that more focus and marketing efforts are done in the beta phase. ONDC has onboarded about 1.79 lakh sellers/service providers across the country with 47 network participants gone live. (Source: CRISIL Report) These network providers are buyers', and seller applications and logistics providers. (Source: CRISIL Report)

We have developed scalable platforms by adopting a differentiated technology-centric approach focusing on increasing security and risk mitigation to help drive growth. Additionally, our platforms require limited capital expenditure to scale when we add new offerings or when volumes increase allowing us to offer seamless and efficient services to users. For example, under the TIN project, our secure and scalable infrastructure handled over 127,000 e-tax transactions per hour on days that we recorded the highest number of transactions in Fiscal 2021 that grew to 156,132 e-tax transactions per hour on days that we recorded the

highest number of transactions in Fiscal 2023. On an average, we handled over 3.22 million and over 4.58 million PAN applications per month in Fiscal 2023 and in the three months ended June 30, 2023, respectively.

To ensure scalability for our projects, we deploy techniques like multi-tasking, multi-threading, multi-processing, caching and use advanced automation tools, monitoring tools, backup methodologies and relational database management system. We have also adopted secure protocols that include multi-zone and three-tier architecture, 128/256-bit encryption, dual firewalls for core and perimeter and an intrusion prevention system. Logs for our firewalls and intrusion prevention system are reviewed in a timely manner with exceptions being escalated immediately.

Our uptime percentage, which measures the amount of time that a service is available and operational, has exceeded 99.00% in the last three Fiscals and in the three months ended June 30, 2023. We conduct regular technology audits that are designed to identify weaknesses in our information technology infrastructure and to provide recommendations for how to improve it.

We have also implemented a business continuity management system to establish, manage, maintain and continually improve our business continuity capabilities. This ensures that our critical business functions are not impacted materially and continue functioning even during emergency events. Our TIN, PAN, NPS, Aadhaar authentication, e-KYC and GSP services are ISO/IEC 27001:2013 certified for their information management systems while CRA - Subscriber Services and Systems Infrastructure Workgroup has been appraised at Maturity Level – 5 of CMMI for services as per SCAMPI. In addition, our data centre at Pune, Maharashtra is Tier III certified. Our TIN and PAN processes comply with ISO 9001:2015 standards for quality management. We have a track-record of successfully implementing and managing large and critical applications and databases and developing solutions that offer operational efficiency and productivity through automation.

We conceptualize, design and develop our projects using open source and proprietary technologies featuring scale out architectures including performance and security monitoring systems based on Elasticsearch, Logstash, Kibana scripts, Ansible, service management tools, data loss prevention, endpoint security licenses some of which we have developed in-house.

Large physical infrastructure with pan-India network and scale resulting in inclusion

We have developed a pan-India service delivery network across India for various public and other services provided by us. Our service network has grown over the years and grew from 33,041 centres, as of March 31, 2021 to 53,948 centres, as of March 31, 2022, 74,435 centres as of March 31, 2023 and further to 79,374 centres, as of June 30, 2023. As of June 30, 2023, our PAN and TIN facilitation centres network was in over 12,000 PIN codes spread across over 700 districts in India. In addition, as of June 30, 2023, we covered over 26,000 nodal offices of the central government, over 263,000 nodal offices of state governments and had over 87,000 points of presence across India for the administration of the NPS.

As of June 30, 2023, we operated 7,121 TIN facilitation centres across 1,652 locations accepting various statements from tax payers including tax deducted at source, tax collected at source, annual information returns and statement of specified financial transactions through our network. We have expanded our TIN network from 5,956 TIN facilitation centres, as of March 31, 2021 to 6,988 TIN facilitation centres, as of March 31, 2023. Further, in order to expand our last mile geographical reach, we have entered into partnerships with distribution networks such as Nearby Technologies Private Limited, Fino Payments Bank Limited, Vakrangee Limited and Payworld Digital Services Private Limited among others.

Our digital touch points include our e-Sign, e-KYC, Aadhaar Authentication, e-PAN services. In Fiscal 2023, we handled over 101.07 million of e-Sign transactions and crossed 276.33 million e-Sign transactions cumulatively until Fiscal 2023. In the three months ended June 30, 2023, we handled over 31.55 million e-Sign transactions and crossed 307.88 million e-Sign cumulative. We also generated 36.50 million e-PANs in Fiscal 2023 and 12.82 million e-PANs in the three months ended June 30, 2023. Our mobile application for NPS has been downloaded over nine (9) million times, as of June 30, 2023 and our APY mobile application was downloaded over 4.11 million times as of June 30, 2023 (*Source: CRISIL Report*).

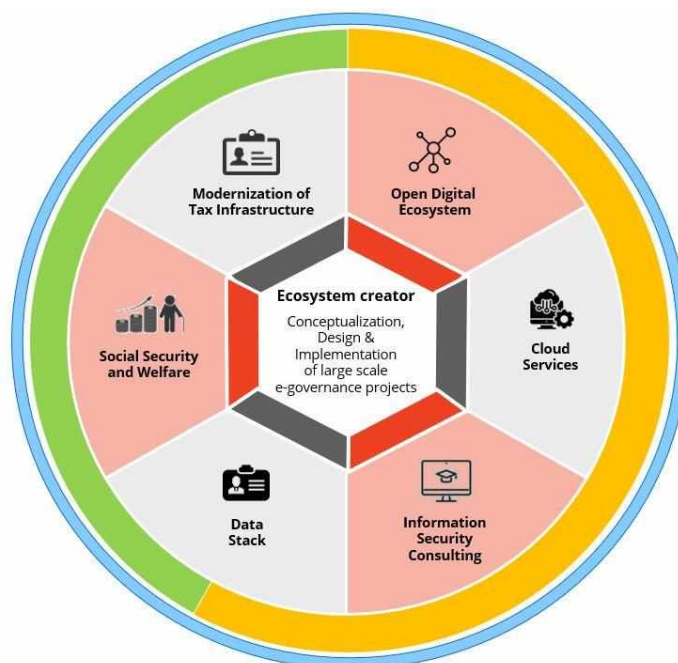
We believe that our technology infrastructure is designed to support the growth of our business and helps ensure reliability of our operations. In our experience, our omni-channel presence, in terms of physical presence and the quality of our technology infrastructure, allows us to offer significant value-add to our clients.

We believe that this large physical infrastructure assists in completing the digital journey of individuals who have limited or no access to technology infrastructure and helps us achieve certain of our sustainable development goals through greater inclusivity.

Diversified, granular and annuity based service offerings

Our diversified service offerings are spread across sectors such as tax administration, pension record keeping solutions, national identity and identity authentication solutions, education and skill financing solutions. Our offerings cater to multiple target groups and customer segments including businesses and retail consumers apart from the government, ensuring low concentration risk. For example, under business-to-business, we have implemented e-KYC and e-Sign as a service. While under business-to-consumer services we have PAN enrolment. Under business-to-government services we have services like TIN and NPS.

The following infographic provides the opportunities that we address across market segments:



A significant portion of our revenue generated from our offerings are based on per-transaction basis leading to substantial granularity and consequent stability in revenues. In Fiscal 2023, we carried out over 276.76 million Aadhaar authentications and over 246.01 million e-KYC transactions. In NPS, the number of subscribers were 14.03 million, as of March 31, 2021 and grew to 15.00 million, as of March 31, 2022 and further to 16.32 million, as of March 31, 2023. As of June 30, 2023, we had 16.56 million NPS subscribers. Under the APY, the number of subscribers as of March 31, 2021, 2022 and 2023 and as of June 30, 2022 and June 30, 2023 were 28.05 million, 36.28 million, 45.95 million, 38.24 million and 47.75 million, respectively.

Track record of healthy financial performance

We have established a track-record of strong and consistent financial performance. Our technology driven operations and low operational costs have resulted in comparatively higher operating margins. We have been able to scale our technology platforms with limited capital expenditure and working capital to offer additional service offerings. The multi-term population scale projects we undertake ensure visibility of revenues and we generated ₹ 6,031.32 million, ₹ 6,909.09 million, ₹ 7,422.06 million, ₹ 1,567.48 million and ₹ 2,204.03 million, as revenue from operations in Fiscals 2021, 2022 and 2023 and in the three months ended June 30, 2022 and June 30, 2023, respectively. Our profit for the year/period was ₹ 921.87 million, ₹ 1,439.37 million, ₹ 1,070.42 million, ₹ 212.71 million and ₹ 322.11 million in Fiscals 2021, 2022 and 2023 and in the three months ended June 30, 2022 and June 30, 2023, respectively. Our Adjusted EBITDA was ₹ 848.43 million, ₹ 1,238.34 million, ₹ 1,179.64 million, ₹ 216.77 million and ₹ 340.88 million in Fiscals 2021, 2022 and 2023 and in the three months ended June 30, 2022 and June 30, 2023, respectively, while our Adjusted EBITDA Margin was 14.07%, 17.92%, 15.89%, 13.83% and 15.47% in similar periods.

Our operations have been funded entirely by internal accruals since Fiscal 1998 and we are a debt-free company. Our business model has been profitable since Fiscal 1999 and have consistently declared and paid dividend since Fiscal 2001.

Metric	Fiscal			Three Months ended June 30, 2022	Three Months ended June 30, 2023
	2021	2022	2023		
	(₹ million), except percentages				
Profit for the year/period	921.87	1,439.37	1,070.42	212.71	322.11
Profit margin for the year/period ⁽¹⁾	15.28	20.83	14.42	13.57	14.61
Dividend Rate	440.00% [#]	100.00%	100.00%	-	-
Revenue from operations	6,031.32	6,909.09	7,422.06	1,567.48	2,204.03
Cash flows from operating activities	1,001.19	942.69	1,370.21	109.40	(79.04)
ROE	13.81%	18.27%	12.49%	2.62%*	3.63%*
ROCE	16.93%	22.91%	16.13%	3.29%*	4.60%*

Note:

(1) Profit margin for the year / period is profit for the year / period divided by revenue from operations as a percentage.

[#] Includes interim dividend of 350.00%.

* On an unannualized basis.

Experienced senior management team backed by strong corporate governance standards and supported by marquee

investors

Our experienced senior management team has been instrumental in the growth of our operations over the years with many of them being associated with our Company for over two decades. Their collective industry experience has enabled us to anticipate and capitalize on changing market trends, manage and grow our operations and leverage and deepen client relationships.

Our Managing Director and Chief Executive Officer, Suresh Kumar Sethi has over 30 years of experience and has worked in the financial inclusion space, leveraging fintech and digital led innovation. Suresh Kumar Sethi was formerly the managing director and chief executive officer of India Post Payments Bank, which is the single largest platform in India for providing interoperable banking services to customers of any bank. In his stints prior to India Post Payments Bank, he has worked with financial services companies such as Citigroup and YES Bank and Vodafone M-Pesa across India, Kenya, UK, Argentina and USA. He has held senior level positions at regional and global levels.

For his contributions to the financial services sector, Suresh Kumar Sethi has been recognized by The Asian Banker and is part of The Asian Banker's 'List of Leading Practitioners'. He was also recognized as the CEO of the Year (India Post Payments Bank) at the India Banking Summit and Awards, 2019.

Our Whole-time Director and Chief Operating Officer, Jayesh Waman Sule, has been associated with the Company since inception in 1995. He is responsible for taking strategic decisions launching new businesses and oversees functional capabilities of our Company. During his career, Jayesh Waman Sule has served as a member on several committees and groups, and represented the Indian delegation in the diplomatic conference to adopt a Convention on Substantive Rules for Intermediated Securities undertaken by International Institute for the Unification of Private Law or UNIDROIT.

Our Key Managerial Personnel have a track-record of executing large scale projects. We are guided by our Board, who evaluates the strategic direction of our Company, management policies and its effectiveness. The board ensures that long-term interests of all stakeholders are served. Members of our Board are associated with diverse organizations in India and collectively possess a mix of skills and attributes with significant experience in finance, accounting, legal, banking, technology and other related sectors.

We endeavour to maintain high standards of transparency, comply with applicable laws and regulations, conduct our business in an ethical manner and protect interests of all stakeholders. We continuously seek to adopt, implement and benchmark ourselves against global corporate governance standards. Our operations are structured in a manner that ensures operational efficiency with dedicated business heads for our key functions. To ensure high standards of corporate governance, we have six independent directors on our Board and have constituted a number of Board level committees. These include a Risk Management Committee that is responsible for formulating, implementing, monitoring and reviewing risk management plan to evaluate, monitor and mitigate operational risk in accordance with the Company's risk oversight and management policies. We also have a Corporate Social Responsibility Committee that is responsible for implementing our CSR objectives and a Nomination and Remuneration Committee that formulates criteria for determining qualifications, attributes and remuneration of the directors, key managerial personnel and other employees.

Our Shareholders include financial institutions such as NSE Investments Limited, 360 ONE Special Opportunities Fund (*formerly known as IIFL Special Opportunities Fund*), SUUTI, Citicorp Finance India Limited and certain public and private sector banks such as State Bank of India, Punjab National Bank, Union Bank of India, Bank of Baroda and Canara Bank, HDFC Bank Limited, Axis Bank Limited, Deutsche Bank A.G, the Hong Kong and Shanghai Banking Corporation Limited, Standard Chartered Bank, among others. We have and expect to continue to benefit from the strong capital sponsorship and professional expertise of our marquee shareholders. Our Shareholders have assisted us in implementing strong corporate governance standards, which we consider to be critical to the growth of our operations.

STRATEGIES

The outbreak of the pandemic has played a significant role in disrupting business models and the world has witnessed a rapid transformation on various fronts related to adoption of digitisation and consumer behaviour. This has in-turn triggered a chain reaction across businesses to mature their usage of digital technology and facilitated survival by carving a path to new and evolved digital centric sustainable models. Adoption of digital technology has accelerated in recent times regardless of size, sector and segment of business. Likewise, consumers have demonstrated an agility in adapting to digital mediums.

We believe there would be significant ramp-up in the adoption of digital technology as an interface for provision of citizen centric services. The Indian government has been focusing on widening the digital footprint in the country. There are several government initiatives, such as Passport Seva, DigiLocker, online public distribution system, UPI, and Aarogya Setu, which have earned universal accolades. (*Source: CRISIL Report*).

Equally monumental is the GoI's efforts towards creating a public digital infrastructure built on open source platforms and open standards. We believe this has led to creation of inter-operable and inclusive ecosystems for connecting and delivering a host of services across sectors. These services comprise a wide spectrum, ranging from financial inclusion, to universal healthcare, education, skilling and commerce. Examples include India Stack, built on the foundation of Aadhaar; Unified Payment Interface, bringing together banking and big technology; Open Credit Enablement Network ("OCEN") – democratising credit;

the National Health Stack framework laying the rails for provision of universal healthcare through digitalization.

Being a technology service provider provides us with opportunities to expand and position ourselves as a thought leader and implementer of innovative technologies across Government and private sectors. We have also identified that there is a need to shift to a new service delivery paradigm that leverages shared technology infrastructure, derives insights from interoperable data systems to bolster user-centricity, and ensures adequate digital security. We believe that these innovative technologies and proposed service delivery model have the potential to unlock large-scale economic, societal, and governance value in diverse contexts and sectors such as agriculture, health, skill, e-commerce and mobility.

Diversify our offerings with a focus on new sectors

We have been involved at multiple nodes of the Aadhaar value chain starting from enrolments to digital transactions creating digital public infrastructure and providing enabling solution to the Aadhaar ecosystem. (Source: CRISIL Report) We intend to extend our experience in implementing large scale time critical and data intensive project like Aadhaar to diverse sectors with the specific focus on health, education and agriculture.

We intend to leverage our capabilities as an ecosystem creator to conceptualize, design and implement large-scale e-governance projects. We intend to position ourselves as an enabler of digitalization to create sustainable public digital infrastructure across sectors and continue to invest in improving our existing technology systems or implement new, more advanced technology systems that may be developed. The sectors targeted are in the areas such as;

Healthcare. Healthcare is one of India's largest sectors, in terms of revenue and employment. The growth in the industry is supported by increased demand due to the COVID-19 pandemic and government initiatives like access-free drugs and diagnostics under the Ayushman Bharat programme, increased spending under healthcare, and increased penetration of insurance and increased awareness about regular health check-ups. With renewed impetus from PM Jan Arogya Yojana and government focus shifting to the healthcare sector, the healthcare delivery market is expected to clock ₹ 7.67 trillion in Fiscal 2025. (Source: CRISIL Report)

To provide a truly inclusive health ecosystem and access to healthcare, the Government of India has a vision to create a national digital health ecosystem under the National Digital Health Mission ("NDHM") initiative. This initiative supports universal health coverage in an efficient, accessible, inclusive, affordable, timely and safe manner leveraging on open, interoperable, standards based digital systems, and ensures the security, confidentiality and privacy of health-related personal information. (Source: CRISIL Report)

With our extensive service network, we intend to focus on various aspects of technology services in the health care sector such as enabling the ecosystem with Health IDs (ABHA IDs), enabling digitization and upload of health records, enabling download and viewing of electronic health records, clinic automation, practice management, tele-medicine, and vaccine administration and management. Specific solutions in these areas are intended to be built using latest and open source technologies in accordance with the NDHM vision which will enable us to remain ahead of the curve and to be competitive.

We have been empaneled by the Ministry of External Affairs, Government of India as one of the ITES companies capable of implementing COWIN as one of the IndiaStack modules in multiple overseas markets as a universal vaccination platform with additional health infrastructure capabilities to enable multiple use-cases for care seekers, care givers and health service providers.

Education and Skilling. India's education system is one of the largest systems in the world. With slightly over a half a billion under the age of 20 years, India has a large pool of students to target the infusion of technology related services. The digital education market is estimated to be worth about ₹ 200 billion to ₹ 210 billion in Fiscal 2022. The major factors driving the growth of edtech in the future are increasing penetration of ed-tech learning at home and schools, rising demand for skilling of corporate employees and higher education students, development of technology, rationalization in the prices of new-tech solutions. (Source: CRISIL Report)

The National Digital Education Architecture ("NDEAR") has been conceived by Government of India as a unifying national digital infrastructure to energise and catalyse the education ecosystem. It is federated, unbundled, interoperable, inclusive, accessible, evolving which aims to create and deliver diverse, relevant, contextual, innovative solutions that benefit students, teachers, parents, communities, administrators and result in timely implementation of policy goals. (Source: CRISIL Report)

Agriculture. The pandemic has imposed a difficult situation in front of farmers with challenges, such as shortage of farm labour, farming equipment and agri-inputs (seeds and crop protection products). This situation aided the agritech companies in the digital space to respond, and advance their penetration with thoughtful interventions. There has been an increasing trend to leverage various ecommerce platforms for last-mile delivery of essential agri-inputs to farmers. Additionally, farmers received crop-specific advisory, funding, and market linkages to buy their produce back from various agritech players. Such support in a crisis acted as a tool in winning the farmers' trust. (Source: CRISIL Report)

The Government has commenced the work for creating an agri-stack in the country. It is in the process of finalising the India Digital Ecosystem of Agriculture ("IDEA") which will lay down a framework for the agri-stack. The IDEA would help in

laying down the architecture for the agri-stack in the country and that would serve as a foundation to build innovative agri-focused solutions leveraging emerging technologies to contribute effectively in creating a better ecosystem for agriculture in India. This ecosystem shall help the Government in effective planning towards increasing the income of farmers in particular and improving the efficiency of the agriculture sector as a whole. (Source: CRISIL Report)

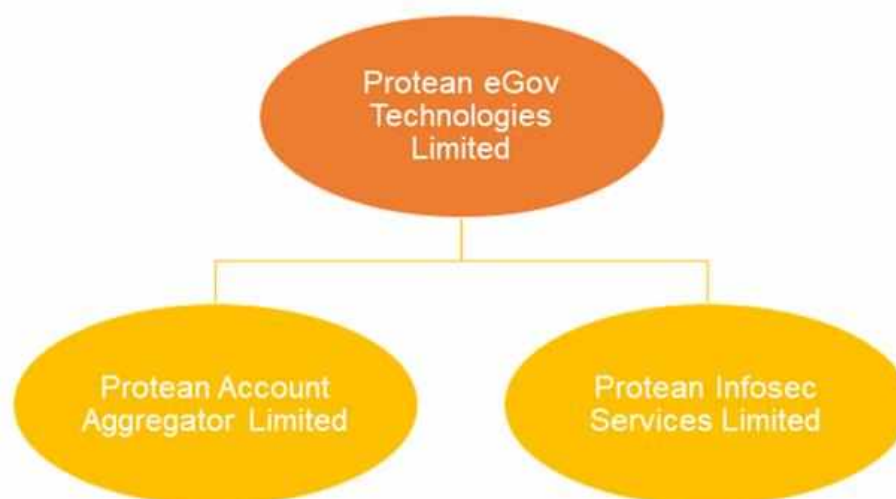
Our focus in the agri-tech space involves implementation of technology initiatives for creation of information interfaces enabling seamless access to farmer information and other agri-related data points for providing value added services. These services are inter-linked and considered essential for the overall development and profitability of the agriculture sector. (Source: CRISIL Report) We intend to leverage our existing competencies and investments in building blocks used in other open digital ecosystems for capacity building in agriculture and leverage other open platforms and protocols such as OCEN, ONDC and Beckn to create e-marketplaces and provide access to agriculture credits through a one-stop solution.

Building capability around data analytics, digital verification and due diligence

We have a track record of successfully implementing and managing large and critical applications and databases and developing solutions that offer operational efficiency and productivity. Leveraging on this experience, we intend to build core capabilities around data led businesses.

In the Indian market, IoT, artificial intelligence and big data are the strong drivers for data center investments. The Indian market is witnessing the adoption of a variety of IoT-enabled devices at a steady pace. The implementation of 5G network for mobile devices will aid growth of IoT and big data analytics. (Source: CRISIL Report)

In view of the above opportunities, we have formed two new subsidiaries as represented below:



These opportunities enable us to build on our strength of managing and monitoring large databases and build offerings around data led businesses such as;

Account Aggregator. Given the growing share of online transactions between 2014 and 2021 in the Indian financial services sector, the demand for analytical services is expected to increase. (Source: CRISIL Report) Therefore, another focus area for us is to provide account aggregator services to enable data collection for financial information users. To this end, we have incorporated our Subsidiary, Protean Account Aggregator Limited, as a **regulated entity under the direct supervision of the RBI**, for the account aggregation business and have received the certificate of registration dated January 9, 2023 from the RBI.

Account Aggregator (“AA”) has the potential to disrupt the digital lending industry by allowing more people and businesses to access formal credit. By eliminating paperwork, AA enables lenders to have faster access to consented data from individual customers and small businesses, allowing them to assess credit risks and process more loan applications without jeopardising due diligence and security. (Source: CRISIL Report)

It can also reduce the rate of dropouts by customers in the loan application process by reducing the need for physical paperwork and creating a more hassle-free customer experience. (Source: CRISIL Report)

We intend to leverage our relationships with financial information providers such as banks, NBFCs, insurance companies and asset management companies to offer account aggregator and data analytics services that will help offer digitized financial services and promote greater financial inclusion. Under the AA framework, as a primary central recordkeeping agency for the National Pension System, we are now enabled as a Financial Information Provider (“FIP”) to provide subscribers pension data to Financial Information Users (“FIUs”) like Banks/NBFCs/lenders. According to the CRISIL Report, AAs will drive the next wave of fintech innovation, similar to the role played by UPI transactions in the online transaction space. Utilising this

opportunity, we intend to design products based on AA solutions which can be used/procured by FIUs whereby the data fetched through us by the FIU can be decrypted and organised in the prescribed format at FIU end. The access to this data will only be with the FIU.

We intend to use technologies like artificial intelligence, machine learning, and advanced analytics to build intelligent AA solutions that deliver inclusion and can potentially evolve to provide services such as lending, wealth management and personal financial management that have, thus far, been availed of largely by the affluent strata. Leveraging on this consent-based ecosystem and our inherent data management skills, we also propose to build solutions around data led businesses.

Digital verification and due diligence. We have developed credible business intelligence solutions by consolidating our existing offerings like online PAN verification, e-KYC, GST verification and integrating with other such verification solutions and delivering products designed to identify frauds, make credit appraisal seamless and monitor financial transactions swiftly and securely. Our API's integrate with existing client systems to offer customizable solutions as per requirements.

A key focus area for us is to address the under-served lending market for micro, small and medium enterprises (“MSMEs”). MSMEs are among the significant contributors to the socio-economic development of the country as they are directly involved in the development of the rural and backward classes. (Source: CRISIL Report) According to the RBI's MSME Committee Report in 2019, only about 11% of the 63 million MSMEs in India had access to capital from organised lenders. (Source: CRISIL Report) With our expertise in addressing due diligence requirements through our business intelligence solutions we intend to provide due diligence services for credit providers through OCEN.

Cloud Services. According to NASSCOM, public cloud services market size was estimated to be approximately ₹ 550 billion in Fiscal 2023 and expected to grow at CAGR of 22% to 28% to reach about ₹1,000 billion to ₹ 1,150 billion by Fiscal 2026. (Source: CRISIL Report). In the Indian market, IoT and big data are the strong drivers for data center investments. The implementation of 5G network for mobile devices will aid growth of IoT and big data analytics. Further, digitalisation is driving the demand for cloud-based services in India. The adoption of advanced technological solutions that include IoT, big data and artificial intelligence increases the demand for cloud services across verticals. (Source: CRISIL Report)

We have experience in managing population scale IT enabled services which includes range of activities from owning and operating data centres, computer systems, platforms, applications and related customer services. We have setup cloud services with a view to extend our experience of managing infrastructure and data to enterprises and market as a whole. In August 2022, we launched indigenously developed ‘Protean Cloud Services’, an AI-powered private cloud offering for business enterprises. We provide advanced cloud infrastructure coupled with enterprise-grade security framework and governance. We have collaborated with Vigyanlabs Innovations Private Limited, a technology innovator in AI driven computing and holder of global patents, to roll out cloud services in India, including but not limited to Infrastructure-as-a-Service (IaaS) and Platform-as-a-Service (PaaS). We anticipate a large opportunity to expand our portfolio of cloud services to our existing corporate clients, particularly those in the BFSI segment.

Cyber Security. Accelerated adoption of digital consumption and more number of inter-connected systems has made organizations focus more on cyber security as a vital investment area. The market is mainly driven by e-commerce and other emerging online platforms. According to an analysis by the Data Security Council of India, the cyber security market in India is expected to grow from US\$ 1.98 billion in 2019 to US\$ 3.05 billion by 2022, at a CAGR of 15.6%. (Source: CRISIL Report) Our Subsidiary, Protean InfoSec Services Limited, provides services in areas relating to cyber security consulting, advisory, and assessment services in the field of IT security. We intend to focus on the consulting and advisory service models in the cyber security industry. We intend to cater to government organizations and small and medium enterprises with services such as Gap assessment, development of effective cyber security strategies, design / strengthen security architecture, security assessment, audit and awareness training. We also intend to help establish robust governance, risk and compliance processes and necessary cyber security policy development. In addition, we propose to provide focused consulting services for institutionalizing data privacy practice for organisations handling personal and sensitive personal information.

Expanding into newer geographies

Given our expertise in handling a range of IT/ ITES projects and our ability to provide diversified services and solutions, we intend to offer our services selectively in jurisdictions outside India. We will look to leverage our expertise of working and developing projects for the Indian government to similar projects in countries where we are currently evaluating projects. Considering this expertise, the Ministry of External Affairs, Government of India has enlisted our Company under its “Development Partnership Frameworks” to promote India’s capabilities globally.

The Ministry of Health and Family Welfare, Government of India has made the CoWIN (an open source platform) available to different countries for managing vaccinations and has empaneled our Company as an IT Services firm for customization, implementation and roll out of CoWIN for countries.

We may also consider selective acquisitions and investments that will complement our existing infrastructure and service offerings.

Adoption of disruptive technologies and investment in open source solutions, protocol and networks

We recognize that we are evolving towards collaborative ecosystems and are striving to be one of the main contributors in creating and building 'Open Digital Ecosystems' across sectors which would be transparent, secure and enable a community of actors to unlock innovative, disruptive and transformative solutions for society, based on a robust governance framework. We believe that having such ecosystems would enable different parts of the government system (across centre, states, ministries and departments) and private entities to collaborate for service delivery and allow various players to build new services and solutions which will coexist in this ecosystem. We expect that the full potential of technology and community will be realized by using open APIs, open standards, open data and modular architecture, thus facilitating inter-operability and unlocking shared value.

With this vision and a clearly identified business potential, we have already invested in developing Centres of Excellence for open source technologies and would continue to focus and invest further so as to build and allow products and services which would be built for digital public good. We envision to be the main contributors and enablers in building sustainable and innovative technology solutions ensuring inclusivity, ease of access and fair pricing structure.

Digital marketplaces continue to operate in silos and prevent users the ability to operate over a single platform. To allow digital technologies to effectively serve users, it is vital that such digital ecosystems are created in a manner that integrate across networks and platforms. Accordingly, there is a growing requirement to create inclusive open digital networks allowing users to participate without access barriers. (*Source: CRISIL Report*)

The Beckn protocol is focused towards providing an open, inter-operable alternative to the closed, self-contained platforms that dominate the market space today. Beckn has published an open protocol specification which can help fostering better integration and improved usability by connecting various applications together in a collaborative and coherent digital ecosystem. Once implemented widely, it will allow businesses to be discoverable by consumers through commonly used applications. (*Source: CRISIL Report*)

Given the large volume of data that we handle, we have an end-to-end encryption and going forward intend to host our applications on an open platform. Our use of open architecture platform will ensure that our platform is agile and can be upgraded from time-to-time with minimal expenditure. It will also ensure inter-operability with systems and networks of our customers resulting in faster integration.

We have successfully participated in launching a pilot programme, the Kochi Open Mobility Network, for the state government of Kerala to provide gateway services. We intend to approach other state governments to develop similar programmes and believe this will be potential source of revenue generation for us going forward. Further, our Managing Director and Chief Executive Officer, Suresh Kumar Sethi is a part of the advisory council which has been constituted by Government of India to advise the Government on measures needed to design and accelerate adoption of Open Network for Digital Commerce.

We are one of the contributors to the open source community and have already made investments to explore all prospects and possibilities in creating various solutions across sectors such as education, skill, agriculture, health etc. in an endeavor to create ecosystems for digital good in India and globally.

In the skill space, we are working to leverage on the concept of National Open Digital Ecosystem ("NODE") as envisioned by the Ministry of Electronics and Information Technology ("MeitY"), in developing a digital infrastructure with governing protocols for the education and skills community to enable frictionless information and data exchange for skill development, deployment and enablement of the associated supply-chain.

This will be targeted to close the skills gap and help the Indian workforce upskill for jobs of the present and future. We hope to continue to use the power of our products and platforms to build a more affordable and just future, and create economic opportunity for all stakeholders involved.

BUSINESS OPERATIONS

Key Projects

Tax Modernization

The GoI constituted a high powered committee comprising of ten prominent members from public and private institutions under the chairmanship of Dr. Vijay L. Kelkar, Advisor to the Minister of Finance and Company Affairs in September 2002 for modernisation of the direct tax infrastructure. The Kelkar Committee report submitted by the taskforce in December 2002 was the cornerstone for tax modernisation reforms in India.

The report mentioned that the availability of IT expertise and the presence of world class (common carrier) network systems developed by our Company could be relatively quickly deployed to make a systemic improvement in processes to reduce transaction costs. The committee believed that establishment of a tax information network could facilitate transactions, akin to securities markets, and establish secure and seamless logistics of tax collection through integration of primary information, record keeping, retrieval and enforcement.

Tax Information Network

The GoI entrusted our Company to incubate and implement the TIN in 2004, resulting in the creation of a consolidated electronic tax ledger for each taxpayer providing complete details of taxes paid and a 360 degree view of tax collected and deducted at source. We believe it has helped in modernization of the direct tax collection system, processing, monitoring and accounting of direct taxes and has made tax administration more effective, facilitated reconciliation, filing of TDS returns convenient, reduced compliance cost, improved turnaround time and increased transparency.

In order to provide universal access to all tax deductors, we established a pan India network of facilitation centres to facilitate the electronic filing of returns and provide assisted services to tax deductors. This network now comprises of 7,121 TIN facilitation centres, operational across 1,652 locations, as of June 30, 2023.

In Fiscal 2023, 2.10 million deductors filed TDS returns electronically through TIN systems.

As a part of TIN, we have setup the OLTAS. OLTAS is an online system for collecting, accounting and reporting of the receipts and payments of direct taxes from all kinds of taxpayers through a network of bank branches. The taxpayers' data flows from banks directly to TIN to reduce paperwork for tax credit and the validation system. The system is well placed to reduce taxpayer grievances and has been among the key e-governance initiatives undertaken by the Income Tax Department. *(Source: CRISIL Report)*

For empowering quality decision making, a separate OLTAS dashboard facility has been introduced through TIN for Ministry of Finance including the Finance Minister, senior functionaries of Central Board of Direct Taxes, Chief Commissioners and Commissioners of Income Tax Department across India, for monitoring direct tax collections on a daily basis. Along with the details of direct tax collection, the OLTAS dashboard also covers the details of paid refunds for both income tax and TDS. *(Source: CRISIL Report)*

Various sub-processes such as processing of TAN (tax deduction / collection account number) applications, acceptance of annual information returns/statement of financial transactions and Form 24G statement were implemented as a part of TIN to ensure achievement of the goals envisaged for modernizing the direct tax administration. *(Source: CRISIL Report)*

OLTAS channel as a mode for direct tax collection has been discontinued with effect from April 1, 2023 on account of migration of direct tax payment system from OLTAS to TIN 2.0.

PAN Services

The Income Tax Department, Government of India has authorised our Company to set up and manage PAN service centres for application processing, collection, verification of proof of identity and proof of address, PAN card printing and logistics management. To offer these services, we have established PAN service centres and TIN facilitation centres at various locations across India. We also offer the option of submitting application through our service centres or online through our website. In addition to allotment of new PAN, we also take care of reprint of PAN or/and changes or corrections in PAN data. Further, in order to expand our last mile geographical reach, we have entered into partnerships with distribution networks such as Nearby Technologies Private Limited, Fino Payments Bank Limited, Vakrangee Limited and Payworld Digital Services Private Limited among others.

Our nationwide network of TIN facilitation centres and PAN processing centres spread across India stood at over 79,000, as of June 30, 2023. Cumulative number of PAN application processed exceeded 446 million including 193 million e-PAN cards, as of June 30, 2023.

On an average in Fiscal 2023 and in the three months ended June 30, 2023, we managed over 0.11 million and 0.15 million applications per day, respectively, and over 4.58 million applications per month in Fiscal 2023 on an average. As on June 30, 2023 we hold a leading market share of 45% in this segment. *(Source: CRISIL Report)*

Online PAN Verification

The online PAN verification service was authorized by the Income Tax Department, Government of India to launch a verification service for PANs by authorized entities. Entities who avail this facility are 'investment advisors' approved by SEBI, housing finance companies, insurance companies, banks, financial institutions, educational institutions established by regulatory bodies, government agencies, stock exchanges, commodity exchanges and clearing corporations. *(Source: CRISIL Report)*

The online PAN verification facility has assisted in the development of strong due diligence and compliance mechanism needed for fulfilling regulatory as well as business requirements across the BFSI sector. *(Source: CRISIL Report)*

As of June 30, 2023, cumulative PANs verified through our online PAN verification system were over 683.80 million. We achieved a peak volume of over 10.04 million transactions request in a single day in Fiscal 2023.

Impact Created

Assistance in policy making

- The OLTAS dashboard monitors direct tax collections and refunds on a daily basis and does away with the paper trail for tax credit and the paper validation system. (Source: CRISIL Report)
- We believe this has also led to increased transparency by financial transactions and thereby enabling development of improved credit ecosystems and policies.

Increased tax collection

- The digitalization, rationalization of processes as a part of TIN resulted in an increase in tax collection of around 28% year-on-year without any increase in tax percentage and also resulted in a substantial increase in tax compliance in the three years subsequent to implementation of TIN in the year 2004. (Source: CRISIL Report)

Elimination of Paper

- Prior to the modernisation of direct tax systems, the Central Board of Direct Taxes was inundated with truckloads of documents. Tax deducted at source (TDS) had to be paid through a select list of bank branches and the payers had to file TDS returns by giving details of tax deductions, deduction certificates issued and payment details. All these transactions resulted in large amount of paper documentation and made reconciliation extremely difficult. (Source: CRISIL Report)
- Streamlined tax related activities by introducing paperless and digital processes.
- The PAN verification process serves as one of the primary checkpoints across the BFSI sector in opening and operating accounts (corporate and retail), identification and tracking of high value transactions and is a systemically significant identifier recognised by various regulators, such as RBI and SEBI.

Transparency in governance

- Resulted in creation of a consolidated electronic tax ledger providing a holistic view of tax collected / deducted at source, refunds and high value expenditures.
- Enabled tracking of individuals and entity related financial transactions.
- Allowed tax authorities to combat the unlawful circulation of 'black' money and maintain track of the taxable base in order to manage budgets more efficiently. (Source: CRISIL Report)

Opportunities

Tax payer base increase

- India's young demography is expected to expand the taxpayer base. Over 60% of India's population is in the working age bracket of 15 years and 59 years, this is expected to grow above 60% in the next decade. Individuals form approximately 95% of taxpayer base, which is expected to expand at a CAGR of 9% to 10% to reach 170 million by Fiscal 2026. (Source: CRISIL Report)
- India's per capita GDP expected to grow faster than global average. Higher income potential among individuals is expected to expand the individual taxpayer base, which drives growth in allotment of PAN cards. (Source: CRISIL Report)

PAN issuance

- Current PAN data is about 674 million until Fiscal 2023 and 50 million to 60 million PAN cards are expected to be allotted annually till Fiscal 2027. (Source: CRISIL Report)
- Government schemes such as Pradhan Mantri Jan Dhan Yojana and Pradhan Mantri Mudra Yojana which requires PAN card as one of the proof of identity, would drive demand for new PAN card applications. (Source: CRISIL Report)
- Inclusion, lowering of limits of financial transaction which mandate quoting of PAN would further boost PAN card application and online verification of PAN. (Source: CRISIL Report)

Online PAN Verification

- Verification of PAN allotted by the Income Tax Department for availing financial services, government services would also increase in the coming years as new entities have been approved under various category. (Source: CRISIL Report)

We believe this provides multiple revenue opportunities across all our businesses in the space of tax administration and governance such as PAN issuance, online pan verification and TDS filing.

Central Recordkeeping Agency - National Pension System

Pension reforms in India were set out by the ‘OASIS’ Committee and culminated into the implementation of National Pension System by the Pension Fund Regulatory and Development Authority (“PFRDA”) under directions of Government of India. To strengthen the old age security infrastructure in the country and to make India a pensioned society, unbundled architecture was established by PFRDA in 2007. (Source: CRISIL Report) We were appointed as a CRA after a selection process from among various institutions in the country. We believe we were selected based on our demonstrated experience in conceptualizing, implementing and managing similar large infrastructures across various projects.

Our responsibilities as a CRA commenced from December 1, 2007 and include establishing the IT infrastructure, handling administration and customer service functions for all subscribers of the NPS. We provide a unique and portable ‘Permanent Retirement Account Number’, maintain centralized records of subscriber details and provide reports and dashboards to various stakeholders for effective decision-making. Currently, we are the provider of NPS services to the Central and State Governments including their autonomous bodies and public sector banks. We have been recently awarded a perpetual license for operating as a CRA for the NPS.

NPS has provided an affordable and transparent pension system to the subscribers. The scope of NPS has widened and now it caters to the ‘Three Pillars of Pension’. NPS offers its subscribers two kinds of accounts – Tier I and Tier II accounts. While a Tier I account, also known as a pension account, is the mandatory account, which has to be opened upon enrolment in NPS. A Tier II account is a voluntary savings account, which offers more flexibility in terms of deposits and withdrawals. With multiple features, returns, a service oriented and low-cost structure, NPS has become the preferred investment vehicle for a secured future. We believe that the uniqueness of NPS lies in the fact that the subscribers are given awareness regarding their investment options, allowing for informed decision making regarding investment of funds and also providing detailed information on the funds invested.

Over time, NPS processes have evolved from traditional and paper based processing to digital mode of processing. We believe this has empowered subscribers into performing various NPS related activities such as registration, contribution and managing investments on their own. Today, the entire NPS workflow from enrolment to exit from NPS can be done online, thereby reducing the dependency on any intermediary to a large extent. NPS being available to all sections of the society today, every individual has the option of opening a retirement account. With the numerous features and benefits available to the subscribers, we believe NPS will be an attractive long term saving avenue along with tax efficiency to effectively plan retirement through safe and regulated market-based returns and we foresee that NPS will continue to grow and make India a pensioned society.

As part of our constant endeavour towards providing better and efficient services to stakeholders under the NPS, we have extended our role as a record-keeper. We have undertaken several initiatives including:

- Implementing subscriber awareness programs across India to increase awareness about NPS;
- Launched a YouTube channel “NPS ki Pathshala”, a virtual NPS school that provides information on product as well as processes;
- Educating people on NPS through social media platforms (Source: CRISIL Report);
- Started a podcast channel – ‘NPS ki Pathshala’, an audio extension of the YouTube channel; and
- APIfication – Seamless processing by stakeholders.

Atal Pension Yojana (“APY”)

To address the longevity risks of workers in the unorganised sector and to encourage them to voluntarily save for their retirement, the Indian government announced a new scheme called Atal Pension Yojana (APY) in the Union Budget 2015 – 2016. APY is administered by the PFRDA through the NPS architecture. We are the only CRA managing the infrastructure of the APY in India. (Source: CRISIL Report)

As of June 30, 2023, more than 420 banks and their over 172,000 branches are connected with our system to provide APY services.

These banks, termed as ‘Service Providers’ are the subscriber interface points. We also provide lead generation and e-APY services. The ‘Gift an NPS/APY’ account or pension concept is being popularised by us on social media platforms and we believe this will help increase the coverage of APY among the targeted sector.

In the past five Fiscals, NPS and APY subscriber base has grown at a CAGR of 28%. However, given the country’s vast population both the pension schemes stand grossly underpenetrated. (Source: CRISIL Report)

As of June 30, 2023, CRA had more than 64 million NPS and APY accounts and we are the leading agency managing NPS with 98% market share in terms of NPS Subscribers, 98% market share in terms of NPS AUM and 99% in terms of pension wealth i.e., more than 8 trillion AUM. (Source: CRISIL Report)

Impact Created

Strengthening old age security

- Enabled development of a sustainable and efficient voluntary defined contribution pension system in India. (Source: CRISIL Report)

Facilitating financial inclusion

- Reduced fiscal stress on government due to adoption of defined contribution model. (Source: CRISIL Report)

Assistance in policy making for social security infrastructure

- Better budgetary planning on pension expenses to be incurred by the government.
- Greater visibility with online information for monitoring.

Development of economy

- Mobilisation of funds into capital markets and insurance sector.
- Development of annuity markets. (Source: CRISIL Report)

Opportunities

- Buoyant as India's demographic profile appears today, the median age of its population is expected to increase to 38 by 2050 from 28 as of 2020. The population of the elderly – or those aged 60 and above – is expected to increase by approximately 180 million by 2050, at a CAGR of 2.8%. In the next three decades, share of elderly will double. Increasing elderly population, calls for better retirement planning thereby making NPS a suitable avenue for pension support. (Source: CRISIL Report)
- We believe that the recent increase in entry age in NPS may attract more subscribers who may shift their SAF corpus to NPS as exit options under NPS are more flexible. Further, we believe that the increase in exit age till 75 years will result in increase in the enterprise value of each account as the association of each Subscriber with us will be for a longer period.
- The APY has found traction right from the beginning. As the unorganized sector has a huge workforce, the number of APY subscribers is now double that of the NPS. However, given the country's huge population (the second largest after China) both the pension schemes stand grossly underpenetrated. (Source: CRISIL Report)
- With the increase in private sector jobs and a steady rise in inflation and average lifespan, demand of pension plans has risen over the past few years. (Source: CRISIL Report)
- Considering the lack of social security net for most of the employed and the looming risk of under-funded retirement, the Government has tweaked the product several times to make it more attractive. (Source: CRISIL Report)
- With increasing awareness of retirement products among the youth, we believe that NPS poses potential to penetrate further from current levels. Widespread promotional activities are being carried out by PFRDA and NPS Trust for spreading awareness to increase NPS penetration with the intention to make social security coverage in India in line with developed countries. One such major activity was 'NPS Diwas' that was observed on October 1, 2022. The aim is to cover all eligible citizens under a pension scheme to fulfil the vision of a pensioned society for India. We believe that such promotional activities could also lead to joining of more subscribers under NPS and APY.
- Recent introduction of systematic investment plans and same day NAV in NPS and liquidity of Tier II makes it competitive.
- In our experience, being the CRA for both NPS and APY, subscribers would prefer to open NPS and APY accounts with us.

National Identification

Aadhaar

The implementation of the Aadhaar has led to a revolution in authentication and consequently in monitoring and security, credit ecosystems, payment systems and direct benefit transfers. We were appointed as a registrar by the Unique Identification Authority of India to facilitate registration of residents for Aadhaar. (Source: CRISIL Report) As a registrar we carried out more than 90 million Aadhaar enrolments, as of January 30, 2019. However, our engagement under this project was concluded in Fiscal 2019 and has not been renewed further.

Aadhaar Authentication / e-KYC Services

e-KYC process often referred to a paperless KYC, is the process through which verification of customer credentials are done electronically. In India, e-KYC process norms are laid down by Reserve Bank of India. e-KYC services are majorly used in situations where service providers need to verify the authenticity of details provided by the customer. In addition, to support digital payments and increase the financial inclusion in rural part of nation, Government of India has introduced Aadhaar enabled payment system through which one can use Aadhaar linked bank account to process the transaction. (Source: CRISIL Report).

As a part of the Aadhaar enablement ecosystem, we function as an authentication agency and provide comprehensive e-KYC

services based on Aadhaar. In Fiscal 2023, Aadhaar authentication transactions carried out by us were 276.76 million in Fiscal 2023 and for the three months ended June 30, 2023, the transactions were 88.50 million. e-KYC transactions in Fiscal 2023 stood at 246.01 million and 72.81 million for the three months ended June 30, 2023. Multiple clients including government institutions and departments, banks and NBFCs, payment companies and insurance companies have used our services to fulfil their e-KYC and authentication processes.

e-Sign Services

Enablement of electronic signatures is critical for end to end digitisation of documentation processes across various sectors facilitating paperless operation. Electronic signature (“e-Sign”) is a service through which electronic signing of documents can be done in an easy, efficient and secure manner. (Source: CRISIL Report) We have been empaneled by the Controller of Certifying Authorities of India as a licensed ‘Certifying Authority’ and e-Sign Service provider.

During Fiscal 2023, we generated over 101 million e-Signs while for the three months ended June 30, 2023, we generated over 31 million e-Signs.

Impact Created

Financial Inclusion

- Enabled financial inclusion in the country and Aadhaar based services including e-KYC, e-Sign and others have assisted in India’s shift from being a cash-dominated economy to a digital one.
- With issuance of Aadhaar and Jan Dhan, Aadhaar and mobile, the government improved its focus to provide easy access of banking facilities and enhance ability to digitize transactions. This expanded use of digital payments by the government for welfare and served as the launchpad of the reform of direct benefit transfer. (Source: CRISIL Report)

Transparency in Governance

- Ensured accurate targeting of the beneficiaries by reducing frauds.
- Enabled portability and eliminated diversion of Public Distribution System benefits, reduced manual intervention, faster delivery of LPG cylinders, and facilitated access to digital services of the government. (Source: CRISIL Report)

Digital financial transactions

- Seamless authentication and e-KYC services have led to a growth in the credit economy through simple and easy authentication processes based on Aadhaar. (Source: CRISIL Report)
- e-KYC being an electronic based authentication system, reduces the necessity of managing documents as in paper based authentication system, leading to a reduction in carbon footprint.
- Financial institutions are currently using e-KYC and e-Sign in order to process various services such as account opening, credit disbursement and on-boarding new employees. (Source: CRISIL Report) In our experience, this service enhances the ease of doing business as it improves the customer and vendor on-boarding process and perform online transactions with ease and also reduces cost involved and fastens the turnaround time for processing of services.
- The implementation of the Aadhaar has led to a revolution in authentication and consequently in monitoring and security, credit ecosystems, payment systems, and direct benefit transfers. (Source: CRISIL Report)

Opportunities

- With bank accounts, driving license and mobile phone linked, an Aadhaar card is the most important identification card in the country and the usage of the same is expected to increase in the coming years. Since inception of the digital India initiative where Aadhaar is the cornerstone the government has been consistently scaling the initiative, increasing the outlay to ₹ 47.95 billion for Fiscal 2024. The constant push for this initiative from the government is expected to continue thus the usage of Aadhaar related services is expected to grow in the future. (Source: CRISIL Report)
- Direct benefit transfer schemes have leveraged the Aadhaar stack to enable direct credit of subsidy into beneficiary accounts eliminating leakages. (Source: CRISIL Report)

Education and Skill Financing Solutions

In our quest to promote sustainable development through various innovative technology solutions one of our areas of focus has been to bring about inclusivity in education. In most of the developing countries only a small percentage of the education funding is attributed to external funding mechanisms but access to these initiatives are limited. Therefore, even though basic educational qualifications hold a lot of importance while determining career prospects –fulfilling the aspiration of specializations and upskilling comes with a huge financial burden. Courses from top colleges and universities need more than just talent. Understanding this inherent need for inclusivity and the important role of funding in education in promoting this inclusivity, we have developed multiple funding avenues including digital marketplaces across education and skilling.

Under the ambit of the Pradhan Mantri Vidya Lakshmi Karyakram, we launched an education loan aggregation portal called Vidya Lakshmi that helps students apply for education loans to multiple banks using a common application form. This portal has been developed under the guidance of Department of Financial Services, Ministry of Finance, Department of Higher Education, Ministry of Education and the Indian Banks Association. Various banks have been integrated with the portal. The platform provides a common education loan application form for students and also facilitates access to banks to process applications made by students for education loans. Through Vidya Lakshmi, students can also track their application status and also communicate online with banks. The system also allows monitoring and analysis of the portal by various stakeholders including Central Government.

Since the launch of the portal on August 15, 2015, the facility of online submission of education loan applications is available in respect of 43 banks which have registered 80 educational loan schemes on the Vidya Lakshmi portal and 192,630 students have registered on the portal, as of June 30, 2023.

Another offering in the education sector is Vidyasaarathi, a technology-enabled initiative by our Company that helps manage the entire online scholarship management, from submission and review of application, award of scholarship to the disbursement of funds. Student community can search and apply for various education finance schemes they're qualified for. Vidyasaarathi can be used by fund providers, industries, and corporate entities to promote education by designing and managing education finance schemes to disburse their CSR fund in higher education.

More than 1.46 million students are registered on Vidyasaarathi portal and number of corporates have disbursed scholarships as of June 30, 2023.

Other Projects

Sunset Project - Vidya Kaushal

In the skilling sector, Vidya Kaushal platform developed by our Company for the National Skill Development Corporation enables any student to apply for financial assistance / loan to pursue skill development training courses. This unique skill platform aims to provide truly seamless access to skill loan funding aligned with the national vision of developing a skilled India, which, we believe will help in creating greater employment opportunities and employable skills. We believe that our offerings have not just led to efficiency in operations through creation of various service platforms but have also resulted in greater financial inclusion in education and skilling.

National Judicial Reference System ("NJRS")

The NJRS was developed by our Company for the Income Tax Department. It is a platform for decision support and timely actions in direct tax cases. NJRS acts as a tool to achieve efficiency in the tax litigation process of Income Tax Department and is a repository of tax judgments. It is a single accumulated reference of all final judgments and orders of the Income Tax Appellate Tribunal from the year 2012 and High Courts and the Supreme Court of India from the year 2009 and all legacy judgments.

NJRS provided a mechanism to manage appeals and judgments through:

- Appeals Repository and Management System ("ARMS"): ARMS is an online repository for all pending appeals at Income Tax Appellate Tribunal, High Courts and the Supreme Court.
- Judicial Research and Reference System ("JRRS"): JRRS is a repository of judicial orders as a single, indexed, searchable, cross-linked, database of judgments and orders of Income Tax Appellate Tribunal, Authority of Advance Ruling, High Courts and the Supreme Court.

The contract for the NJRS came to an end on November 30, 2020.

Workflow Approval Management System for Central Board of Film Certification ("CBFC")

We have been engaged by the CBFC, Ministry of Information and Broadcasting, Government of India as the 'Implementation Agency' for the design, development and maintenance of workflow approval management system, online film certification application processing system and the CBFC website. This system enables applicants to submit film certification requests online along with necessary supporting documents, make payment of processing fees online, upload the film to be certified and view the status of their certification requests online. It also provides a workflow management system for departmental officials enabling them to carry out scrutiny of applications, scheduling of film screening, screening of the film, and issuance of film certificate and other procedures associated with the certification process.

Impact Created

The system developed and managed by our Company has assisted in digitizing the process carried out by the applicant as well as CBFC officials.

GST Pilot Implementation

We were selected as a technology partner for incubating the National Information Utility that operates the IT backbone for GST and we set up a pilot portal in collaboration with 11 states to roll it out across the country.

Under this engagement, we undertook the following activities:

- Conducted ‘As-Is’ study of the state IT infrastructure;
- Developed a tax registration module:
 - Existing tax payer data migration from centre and states databases;
 - New tax payer registration; and
 - Amendments of tax payer registration details.
- Developed a tax payment data upload module;
- Developed a tax payer returns acceptance module;
- Provided reports;
- Prepared a Detailed Project Report for a full scale GST implementation

The report prepared by our Company was based on the information collected while studying the states/ union territories systems including their existing IT infrastructure and business processes followed in commercial tax departments. It also includes information on the identification of system gaps and process with respect to the proposed GST common portal and the best practices which can be followed.

The GST pilot system developed had modules integrated including tax payer registration, GST returns, payment of taxes, generation of dealer ledgers, matching of transactions and a dashboard for revenue authorities which was tested by state/union territory VAT dealers and commercial tax department officials.

GST Application Service Provider (“ASP”) and GST Suvidha Provider (“GSP”) services

We were selected by the Government of India to incubate the National Information Utility for a GST pilot project in 2011 that was successfully implemented. In 2017, we were appointed by the Government of India as a GSP as well as ASP for facilitating GST compliance by dealers. As a GSP, we provide a variety of services including GST verification and GST tax filing. Dealers are able to file GST returns online or by visiting facilitation centers.

ASP service has been discontinued with effect from December 31, 2021.

Revenue Management System (“RMS”)

We have designed, developed and hosted a centralized RMS called ‘SARAS’ for the Department of Telecommunications, Government of India (“DoT”). This system enables the government to collect non-tax revenues. We believe, RMS enhances delivery efficiency with standardizing existing process by improving customer service and user experience for stakeholders. SARAS has been conceptualised and designed for use by all licensees across India for all transactions and communications with DoT across the life cycle of the license, including submission of adjusted gross revenue and related documents, submission of deduction claims and related documents, license fee and spectrum user charges payments, bank guarantee related submissions, receipt and response to various notifications and notice, including deduction verification related show cause notices, license fee and spectrum user charges demand notices, bank guarantee related notices as well as submission and response to representation and grievances, thus ensuring:

- Direct online interface of licensees with the DoT;
- Online filing and document repository of all compliance related documents, including adjusted gross revenue statements, deduction claims, bank guarantees, representations, deduction verifications, assessment reports and demand notices;
- Online scrutiny and verification of documents submitted by licensees;
- Online license fee and spectrum user charges assessment and digitization of demand notices;
- Online deduction claim submission and verification and communication with licensee;
- All department orders/guidelines built into process flows/business logics;
- Notifications to licensee and departmental users through email and SMS;
- Online assessment of non-adjusted gross revenues based license also built in SARAS;
- Online submission and response to representations/grievance of licensees;
- Integrated with Bharatkosh for one-stop payment portal for all licensees; and
- Online real-time tracking of demand notices and bank guarantee notices

Impact Created

Prior to the implementation of SARAS:

- Licensees used to submit all the compliance documents in physical form;

- For making payments under various heads, licensees were separately registered on Bharatkosh, the payment made on Bharatkosh had to be manually linked to respective compliance records;
- All documents were required to be submitted to the respective Controllers of Communication Accounts (“CCA”) offices in person;
- DoT/CCA officials were required to create and maintain assessment records in physical form.

We believe that the computerised system developed and managed by our Company has overcome these hardships and all processes are now carried out, both, by the licensee as well as DoT/CCA officials online. In our experience, this has resulted in reducing turnaround time of compliance requirements and the process becoming transparent and reduced the requirement of storing records in paper form to a large extent.

Network Infrastructure

In keeping with the huge and diverse demographic needs of our country we have enabled a “phygital” (Physical + Digital) model for enabling last mile reach. We have been at the forefront of enabling the e-governance infrastructure of the nation, and at the same time we have a pan-India physical network of over 167,000 centres which includes over 79,000 PAN and TIN facilitation centres and over 88,000 points of presence, as of June 30, 2023, across our various offerings to provide “assisted services” to citizens who are digitally excluded.

*****Remainder of this page is intentionally left blank*****



Services	Number of Centers*
Facilitation centers for PAN, TAN, TDS processing	Over 79,000
Point of Presence for NPS	Over 88,000
Nodal Offices for NPS	Over 26,000 (Central Government); and Over 263,000 (State Governments)

* As of June 30, 2023.

All our centres are secured with advanced technology infrastructure and internal controls with auditable processes allowing for complete tracking and transparency in the system.

Growth Enablers

Technology is expected to play an important role by progressively reducing the cost of reaching out to smaller markets. The volume of digital transactions has also seen a surge in the past few years. Apart from financial services industry, digitisation in other industries will also play an important role in growth of economy. COVID-19 has been a significant challenge in decades but has also led to acceleration of digital adoption across industries. (Source: CRISIL Report)

India had 851.0 million internet subscribers in the first half of Fiscal 2023, making our country one of the largest and fastest-growing markets for digital consumers. However, adoption among businesses is uneven. As digital capabilities improve and connectivity becomes omnipresent, technology is poised to quickly and radically change nearly every sector of India's economy. This is likely to create significant economic value. (Source: CRISIL Report)

Over Fiscal 2023 to Fiscal 2027, CRISIL expects domestic IT services' revenue to log a CAGR of 7% - 9%. The growth will be led by technology and platform upgradation, and e-governance initiatives of the central and state governments. (Source: CRISIL Report)

With the increasing digitization of the economy with improvement in infrastructure such as the recently launched 5G network, we expect there to be an increase in the adoption of our offerings by clients and end-users. We intend to continue to invest in improving our existing technology systems or implement new, more advanced technology systems that may be developed. As part of our service offerings, we endeavour to provide solutions that offer better operational efficiency and higher productivity through automation. Going forward, we intend to further enhance our digital platforms, build industry and technology frameworks, implement IoT-based solutions, deploy block chain, artificial intelligence and engage in business process digitalization and build end-to-end digital transformational delivery capabilities. For business process digitalization, we plan to further develop automation tools providing greater value-added propositions to our clients to bring about business processing and cost efficiency for them. We have established business relationships with a number of players in emerging technologies sectors and, in addition to our existing capabilities, such relationships will further enable us to develop more value-added proposition to our clients.

Further, we also aim to broaden and deepen the integration of sustainability-related aspects into our operations and have a defined ESG framework that guides our business. An independent agency has been conducting comprehensive impact diagnostic assessment on an independent basis in the past few years and we have taken all reasonable efforts to incorporate their audit findings into our strategic planning process. The assessment by an independent agency helps us identify opportunities to improve further towards global and national sustainability goals.

Technology Infrastructure

Our solutions are predominantly deployed on linux/unix platforms in a virtualized environment hosted on commodity X series system and power series systems, with equal capacity at both primary and disaster recovery site. Our services include secured data, and its lifecycle management. Our storage systems range from high-speed flash / solid-state drive storage, mid speed point-to-point serial protocol storage, low speed near line storage and bunch of disk storage. We deploy enterprise-class storage systems as well as software defined storage.

Below are certain technologies and controls that are deployed by us:

- Perimeter security controls including firewall, web application firewalls, routing controls, secured switch configurations and anti-distributed denial of service solutions.
- Mobile Device Management – Mobile device management solutions allow administrators to enforce policies on smartphones enabled for access to office emails and data. This facilitates our administrator to remotely wipe data from smart phones and block access to critical data, if a mobile device is compromised, misplaced, lost or stolen. The intent is to reduce any possible breach of data confidentiality.
- Data Loss Prevention (“DLP”) solutions detect and prevent leakage and exfiltration, of sensitive data from out endpoints either by human error or willful act. Realtime alert is triggered if any such incident occurs. This mechanism operates regardless of the endpoint connected on corporate network or not connected.
- Endpoint Security – Next generation threat detection and response solutions against a growing variety of threats, including file-less and ransomware that provide endpoint protection. In addition to disk encryption enablement, endpoints are hardened by disabling unnecessary services such as USB and administrator rights.
- Privileged identity and access management solutions supported by two factor authentication, that restrict user to access critical systems as well as monitors and records the activities performed by users with privileged rights.
- We deploy security assessment tools and engage services of security experts, for carrying out vulnerability assessment and penetration testing on periodic basis ensuring that the vulnerabilities are identified and fixed. In addition, application security testing is conducted to ensure that applications are safe to use. Our endeavour has always been to eliminate all exploitable security issues from infrastructure systems and application systems within the agreed and accepted

timeframe.

- The organisation has a dedicated team of expert analyst for Security Operations Centre (“SOC”) that monitors and responds to security incidents 24/7. The primary objective of the SOC is to monitor various digital assets on real-time basis and trigger remedial action through resolver team to mitigate any such attempts. In addition SOC is also responsible for integrating Threat Intel Feeds and Threat Hunting of any such incident.
- We deploy various tools and techniques to manage and maintain our systems following ISO standards for Information Security Management Systems, service and business continuity. We also implement various measuring and monitoring tools and orchestration tools to manage and maintain these systems.

We follow open source first policy. We learn, experiment and adopt open source technologies to the extent possible as long as they do not compromise quality of delivery. Enterprise class licensed software is used wherever found suitable and appropriate.

Certifications

ISO/IEC 27001:2013 certification (Information Security Management System Standard)

We hold ISO 27001:2013 certification for our management of information security and support required in terms of business operations, systems, application development and maintenance, network operations involving implementation of CRA, NPS, TIN, PAN card issuance, Aadhaar authentication and e-KYC services on behalf of UIDAI and application service provider (ASP) and GST suvidha provider (GSP) services to taxpayers.

ISO 22301:2019 certification (Business Continuity Management System)

We are committed to deliver services to customers on a continuous basis and without interruption. We have implemented Business Continuity Management System (“BCMS”) standard, ISO/IEC 22301:2019 to manage, business continuity of CRA for NPS, involving business operations, maintenance and support of software systems and it infrastructure; and support services of hr, finance, legal and admin. An organization structure comprising of cross-functional teams has been identified to ensure BCMS implementation is effective. We carry out periodic testing of our business continuity plans.

ISO/IEC 20000-1:2018 Certification (IT Services Management System)

For effectively meeting the SLA requirements of the Pension Fund Regulator and Development Authority of India, our Company has adopted ITSM (Information Technology Service Management) framework for Central Record Keeping Agency System for National Pension System. The ITSM policy objectives focus on customer satisfaction, leveraging of latest technology, alignment of business needs with IT services and maintaining domain expertise and productivity of people above defined benchmark levels.

ISO 9001:2015 Certification (Management System)

Considering the nature of services offered by our Company and the volume of transactions we handle, maintaining high service quality on a sustained basis is paramount. Towards this objective, our Company has been registered as confirming to the requirements of ISO 9001:2015 standard for management system applicable to TIN and PAN related services.

ISO/IEC 27018:2019 Certification

We comply with ISO/IEC 27018:2019 standard and hold a certification for providing cloud computing services as “Protean Cloud” including Infrastructure as a Services (IaaS), Platform as a Services (PaaS), VPS and managed support services.

ISO/IEC 27017:2015 Certification

We comply with ISO/IEC 27017:2015 standard and hold a certification for providing cloud computing services as “Protean Cloud” including Infrastructure as a Services (IaaS), Platform as a Services (PaaS), VPS and managed support services.

ISO/IEC 20000-1:2018 certification (Information Technology Service Management System)

We comply with ISO/IEC 20000-1:2018 standard and hold a certification for providing cloud computing services as “Protean Cloud” including Infrastructure as a Services (IaaS), Platform as a Services (PaaS), VPS and managed support services.

ISO/IEC 27001:2013 certification (Information Security Management System)

We comply with ISO/IEC 27001:2013 standard and hold a certification for providing cloud computing services as “Protean Cloud” including Infrastructure as a Services (IaaS), Platform as a Services (PaaS), VPS and managed support services.

Capability Maturity Model Integration Services (“CMMI”)

Our CRA- Subscriber Services and Systems Infrastructure workgroup has been appraised at Maturity Level 5 (Optimizing) of CMMI Services -Maturity Level -5. At this level, processes are systematically managed by a combination of process optimization and continual process improvement.

Awards

Our contribution to the e-governance space at a national level has been recognized by the Government of India and governmental agencies, as well as the industry.



We emerged as the winner in the category “*Innovation in Digital Infra*” at the 13th Aegis Graham Bell Awards, 2022 which is supported by the Ministry of Electronics and Information technology, NITI Aayog, Government of India and Skill India. Further, we were also adjudged as the winners of the Golden Peacock Business Excellence Award 2022 at the Golden Peacock Awards.

In addition, we were also awarded a certificate of achievement and honour for being India’s Best Company of the Year Awards 2022 organized by Berkshire Media LLC, USA, and a “*Gold Leaf*” certificate of impact by Aspire Impact for the period from April 2020 to March 2022.

Data Privacy and Protection

The Information Technology Act, 2000, and the Information Technology (Reasonable Security Practices and Procedures and Sensitive Personal Data or Information) Rules, 2011 (“**Data Privacy Rules**”) gives directions for the collection, disclosure, transfer and protection of sensitive personal data by a body corporate or any person acting on behalf of a body corporate. These Data Privacy Rules contain minimum standards for electronic transactions and code sets and for the privacy and security of sensitive personal data or information. The Privacy Rules, inter alia, require body corporates such as ours to adopt, and provide for a data privacy procedures for capturing, storing, processing, allowing access and disclosure of information that has been classified as personal data or sensitive personal data or information. The Data Privacy Rules impose requirements on uses and disclosures of sensitive personal data or information; including contracting requirements for our business associate agreements. For further information on rules and regulations governing data privacy and protection in relation to our business operations, see “*Key Regulations and Policies in India*” beginning on page 161. Also see, “*Risk Factors – 11. Our reputation could be at risk and we may be liable to our clients or to regulators for damages caused by inadvertent disclosure of confidential information and sensitive personal or business data*” beginning on page 31.

Research and Development

Over the years, we have developed long-standing relationships with certain of our clients. We devote time and attention to understand our client’s requirements, market trends through research and a consultation process. The product incubation, innovation and product research team for developing Centres of Excellence has also been established to analyze new technologies, products and innovation aligned to our vision, mission and goals.

Sales and Marketing / Business Development

Our sales and marketing strategy seeks to gain new business from identified accounts through multiple business development channels and repeat business from existing clients through concerted account management efforts at building and sustaining client loyalty.

New Business Development. We use a cross-functional, integrated sales approach where our sales managers (who address a particular region, country and/or business vertical, and typically report to the heads of the respective geographic segments or business verticals, as the case may be), account/engagement managers (who are dedicated to our strategic clients), sales hunters (who are dedicated to originate new clients), overlay sales managers (who are responsible for promoting service lines), solution architects (who are responsible for devising solutions to clients), the supervisors thereof and our marketing team, which assists in brand building and other corporate level marketing efforts, analyze potential opportunities and collaboratively develop strategies to sell our IT services and solutions to potential clients. We also work closely with industry analysts and advisors to identify opportunities worth pursuing. For larger projects, we typically bid against other IT service providers in response to requests for proposals.

Promoting Client Loyalty. We constantly seek to expand the nature and scope of our engagements with existing clients by increasing the volume of our business and extending the breadth of services offered. For existing clients, our on-site project and account managers proactively identify client needs and work with our sales team to structure solutions to address those needs.

We have adopted a collaborative sales and marketing model where our sales, solutions and delivery teams participate in the sales process. Members of our executive management team are actively involved in business development and in managing key client relationships through targeted interaction with clients' senior management, which enables us to demonstrate our organisational commitment and remain acquainted with emerging industry trends. Our sales organisation is divided into pre and post sales, government and private businesses, sector and regional segmentation and includes dedicated sales managers, account/engagement managers, sales hunters, overlay sales managers and solution architects, and, in each case, the supervisors thereof. Our sales efforts are complemented by our marketing team. We build and execute marketing programmes that include media interactions, industry and analyst events, sponsorship of and participation in targeted industry conferences and trade shows. We also have multiple customer touchpoints which include social and digital interventions, customer helpdesk, and physical touchpoints like service centers.

Pricing

Detailed commercials are discussed and agreed with clients before commencing a project. Our commercial arrangements are broadly based on the following models:

- *Cost / Project Based Model* – Under this model, a pre-agreed lump sum / milestone based fee payment is done by the client following completion of a defined set of activities / activities by our Company as per the contract and in line with the service level parameters agreed between the parties.
- *Transaction / Services Based Model* – In this model, the client or the end-user pays for each transaction or service made or availed. However, the client is required to provide a minimum commitment of volume of business.
- *Hybrid Model* – In this model, the capital expenditure to be incurred is paid by the client and the remaining cost for services is availed based on the Transaction / Service Based Model as mentioned above.

Insurance

We have insurance coverage which we consider reasonably sufficient to cover all normal risks associated with our business operations and is in accordance with the industry standards. We have a group term life insurance plan, group personal accident policy and group mediclaim insurance policy for our employees, which covers an employee and their nominee/legal heir in the event of death, permanent total disablement and temporary total disablement. Further, we have obtained a directors and officers' liability insurance policy for our Senior Management. In addition, we have obtained cyber liability insurance policy and package insurance policy for our company and also professional indemnity insurance policies for the projects that we undertake. The package insurance policy covers standard fire and special perils, burglary risk, machinery breakdown, electronic equipment, portable equipment risk and public liability insurance.

These insurance policies are generally valid for one year and are renewed annually by us. As of the date of this Red Herring Prospectus, there have been no material claims made under the insurance policies.

For further information on risks relating to our insurance coverage, see “*Risk Factors – 36. Our insurance coverage could prove inadequate to satisfy potential claims or protect us from potential operational hazards and losses which may have a material adverse effect on our financial condition, results of operations and cash flows.*” beginning on page 43.

Competition

The e-governance industry in India is highly competitive. Our key competitors include CDSL Ventures Limited, CMS Computer Limited, Computer Age Management Services Limited, CSC E-Governance Services Limited, Karvy Data Management Services Limited, Kfin Technologies Private Limited, Sify Technologies Limited and UTI Infrastructure Technology and Services Limited. (Source: CRISIL Report)

Human Resources

As of June 30, 2023, we had 635 permanent employees. The following table sets forth a breakdown of our employees by designation as of June 30, 2023:

Function	Number of Employees
Top Management (MD and CEO, Whole-time Director and COO and Executive Vice President)	12
Senior Management (Senior Vice President and Vice President)	42
Middle Management (Assistant Vice President and Senior Manager)	126
Junior Management (Manager and below)	455
Total	635

None of our employees are represented by a labor union or covered by a collective bargaining agreement. We have not experienced any work stoppages, and we consider our relations with our employees to be good.

We have several structured processes, including employee mentoring, grievance management and corporate ethics programs, which are intended to facilitate a friendly and cohesive organizational culture. Such processes are supplemented by our internal policies, which are also aimed at fostering a positive atmosphere and establishing common ethical values within the workplace. Our policies include a code of ethics, a policy for positive work environment and a whistle blower policy. We place special emphasis on the training of our employees to enable them to develop their skills and to meet the challenges of a dynamic competitive environment.


We give importance to training and development of our employees. Various training and orientation programs are conducted, both in-house and external programs. Officials across various levels are exposed to programs according to their respective training needs. Training programs are also conducted in order to keep abreast the employees in various technical, managerial and leadership areas.



Corporate Social Responsibility (“CSR”)

We are actively involved in meeting our social obligations through our Corporate Social Responsibility programme and actively support programmes for setting up homes and hostels for women and orphans and operating and maintaining shelters for orphans and women, promoting education including special education and employment enhancing vocation skills especially among children, women, elderly and the differently-abled and livelihood enhancement projects, promoting health-care including preventive health care. In Fiscals 2021, 2022 and 2023, we incurred ₹ 57.64 million, ₹ 34.78 million, ₹ 29.09 million towards our CSR activities, respectively.

Intellectual Property

As on the date of this Red Herring Prospectus, we have 18 registered trademarks under different trademark classes, including

registrations in respect of Vidyasaarathi and Vidya Lakshmi. This also includes our corporate logo “ protean Change is growth”.

Our Company and NSDL have entered into a trademark assignment agreement dated October 12, 2022, which is valid for a period of three years from October 12, 2022, pursuant to which NSDL has granted to our Company, irrevocable non-transferable license to use the trademarks  and  (“Trademarks”) registered under classes 35 and 16, respectively, for, *inter alia*, (i) indicating the Company’s former name, i.e., “NSDL e-Governance Infrastructure Limited”; (ii) providing information about the Company’s corporate history, background and experience to governmental authorities, regulators and third parties; (iii) marketing and branding campaigns and other activities conducted for the purposes of (i) and (ii); (iv) the purposes of operating the retained domain names; (v) other denominative purposes related to the above; and (vi) sublicensing the Trademarks to our Subsidiaries for residual purposes.

For further information in relation to the risk relating to our intellectual property, see “Risk Factors – 24. If we are unable to protect our intellectual property and proprietary information, or if we infringe the intellectual property rights of others, our business, financial condition, cash flows and results of operations may be adversely affected.” on page 37.

Property

Our registered and corporate office is located in Times Tower, 1st Floor, Kamala Mills Compound, Senapati Bapat Marg, Lower Parel, Mumbai – 400 013, Maharashtra, India and is owned by our Company. Our data centre is situated on premises that is owned by our Company. We also operate a number of branch offices in Delhi, Kolkata, Chennai, Bengaluru, Ahmedabad and Pune.

KEY REGULATIONS AND POLICIES IN INDIA

Given below is an indicative summary of certain sector specific and relevant laws and regulations in India, which are applicable to our Company and its business. Taxation statutes such as the Income Tax Act, 1961, the relevant goods and services tax legislation and applicable shops and establishments statutes and other miscellaneous regulations and statutes such as the Trademarks Act, 1999, apply to us as they do to any Indian company. The information detailed below has been obtained from various legislations, including rules and regulations promulgated by regulatory bodies that are available in the public domain and are subject to changes, amendments or modifications by subsequent legislative actions, regulatory, administrative or judicial decisions. The description of the applicable regulations as given below has been provided in a manner to provide general information to the investors and may not be exhaustive and is neither designed nor intended to be a substitute for professional legal advice. For details of government approvals obtained by our Company in compliance with these regulations, see "Government and Other Approvals" beginning on page 304. The indicative summary is based on the current provisions of applicable law, which are subject to change or modification or amended by subsequent legislative, regulatory, administrative, or judicial decisions.

Industry-specific legislations applicable to our Company

The Information Technology Act, 2000 (the "IT Act") and the rules and regulations made thereunder

The IT Act seeks to (i) provide legal recognition to transactions carried out by various means of electronic data interchange and other means of electronic communication (ii) facilitate electronic filing of documents (iii) create a mechanism for the authentication of electronic documentation through digital signatures and (iv) support e-governance initiative by legally recognising electronic records and digital signatures and authorizing their use in Government and its agencies. The IT Act provides for extraterritorial jurisdiction over any offence or contravention under the IT Act committed outside India by any person, irrespective of their nationality, if the act or conduct constituting the offence or contravention involves a computer, computer system or computer network located in India.

The IT Act recognizes contracts expressed in electronic form or by means of electronic records, protects intermediaries in respect of third party information liability, subject to certain conditions, and creates liability for failure to implement and maintain reasonable security practices in relation to handling and protecting sensitive personal data. The IT Act also prescribes civil and criminal liability including fines and imprisonment for computer related offences including those relating to unauthorized access to computer systems, tampering with or unauthorised manipulation of any computer, computer system or computer network and, damaging computer systems. The IT Act empowers the Government of India to formulate rules with respect to digital signatures, reasonable security practices and procedures and sensitive personal data.

The Department of Electronics and Information Technology under the Ministry of Communications & Information Technology, Government of India ("MeITY"), promulgated the Use of Electronic Records and Digital Signatures Rules, 2004, Digital Signature (End Entity) Rules, 2015, and Information Technology (Certifying Authorities) Rules, 2000. These rules govern the issuance and creation of digital and electronic signatures, their verification, and issuance of license to issue digital signature certificates. Further, MeITY promulgated the Information Technology (Reasonable Security Practices and Procedures and Sensitive Personal Data or Information) Rules 2011 ("**Data Privacy Rules**") which give directions for the collection, disclosure, transfer and protection of sensitive personal data by a body corporate or any person acting on behalf of a body corporate. The Data Privacy Rules also require the body corporate to provide a privacy policy for handling and dealing with personal information, including sensitive personal data. According to the Data Privacy Rules, the sensitive personal data shall not be disclosed by the body corporate to any third party without obtaining prior permission from the provider.

The MeITY also promulgated the Information Technology (Intermediary Guidelines and Digital Media Ethics Code) Rules, 2021 ("**IT Intermediary Rules**") requiring intermediaries receiving, storing, transmitting or providing any service with respect to electronic messages to not knowingly host, publish, transmit, select or modify any information prohibited under these IT Intermediary Rules and to disable hosting, publishing, transmission, selection or modification of such information once they become aware of it. The IT Intermediary Rules also make it mandatory for an intermediary to publish, the privacy policy, rules, and regulations on its website, and establish a grievance redressal mechanism.

Pension Fund Regulatory and Development Authority Act, 2013, (the "PFRDA Act")

The PFRDA Act aims to establish an Authority to promote old age income security by establishing, developing and regulating pension funds, to protect the interest of subscribers of schemes and for matters connected herewith and is applicable to the National Pension System and any other pension scheme which is not regulated by any other law in force. The Pension Fund Regulatory Authority ("**PFRDA**") is also empowered under the PFRDA Act to regulate and register intermediaries and establish a grievance redressal mechanism among other things. PFRDA Act also classifies the contributory pension system as notified by Ministry of Finance, Government of India vide F. No. 5/7/2003-ECB&PR, dated December 22, 2003, as National Pension System effective from January 1, 2004. PFRDA has been empowered to grant a certificate of registration to Central Recordkeeping Agencies ("**CRA**") and other entities as intermediaries. According to PFRDA Act, CRA is responsible for receiving instructions from subscribers and transmitting such instructions to pension funds. All the assets and properties, which are owned, leased or developed by the CRA shall be regulated assets. On expiry, certificate of registration of CRA, PFRDA is entitled to appropriate and take over the regulated assets at fair value.

PFRDA (Central Recordkeeping Agency) Regulations, 2015 (the “CRA Regulations”)

The CRA Regulations aim to set standards for the eligibility, governance, organization, and operational conduct of CRA and for providing centralized recordkeeping, administration and customer service functions to all subscribers. CRA Regulations also provides for the eligibility criteria for applicants applying for CRA certificates. The term of the license granted to the CRA shall be valid unless it is surrendered by the applicant or suspended or cancelled by PFRDA. The applicant while making an application must disclose all the relevant information including any pending or past legal proceedings initiated against CRA, its directors or principal officers. Further, according to Regulation 10, any change in the status or constitution of CRA would require prior approval of PFRDA. The roles and responsibilities of CRA are enumerated in CRA regulations. CRA is responsible for the operation and maintenance of the National Pension System Infrastructure and the National Pension System Central Accounting Network. CRA is also responsible for the establishment of Information Technology Infrastructure in compliance with proposed architecture and ensures smooth facilitation of record keeping, administration and customer service functions.

PFRDA (Redressal of Subscriber Grievance) Regulations, 2015 (“Grievance Regulations”)

The Grievance Regulations aim to provide a timely and seamless framework for handling grievance of the subscribers by the intermediaries and effective resolution of such grievances. The Grievance Regulations mandates intermediaries to follow the grievance redressal policy and appoint a senior management officer as a Grievance Redressal Officer. The Grievance Regulations also provides for a timeline within which the grievances need to be disposed off. The Grievance Regulations also allow for escalation of the grievance to National Pension trust.

PFRDA (Exits and Withdrawals under the National Pension System) Regulations, 2015 (“Exit Regulations”)

The Exit Regulations aim to provide an effective mechanism in subscribers’ interests with respect to exit or withdrawal from the National Pension System, and conditions on which the subscriber can exit the National Pension System and purchase an annuity. The Exit Regulations also provide subscribers with an opportunity to defer the withdrawal of lump-sum amount until he or she attains the age of seventy years, provided that they notify the CRA or any other approved intermediary, in writing, fifteen days prior to the age of superannuation. The Exit Regulations also provide for exit from National Pension System by submitting a request with the CRA or any other approved intermediary.

Aadhaar (Targeted Delivery of Financial and other Subsidies, Benefits and Services) Act (the “Aadhaar Act”), 2016 and the rules and regulations made thereunder

The Aadhaar Act, aims to provide for, as good governance, efficient, transparent and targeted delivery of subsidies, benefits and services, the expenditure for which is incurred from the consolidated fund of India, to individuals residing in India, through assigning of unique identity numbers to such individuals and for matters connected herewith. The Aadhaar Act establishes Unique Identification Authority of India (“UIDAI”), which is responsible for authentication and enrolment of individuals under the Aadhaar programme. The Aadhaar Act also provides for the appointment of Enrolling Agency, which would be responsible for the enrolment of individuals. The Aadhaar Act, to authenticate the Aadhaar Numbers, appoints a requesting entity, that would submit the Aadhaar Number along with demographic information or biometric information to the Central Identities Data Repository. Lastly, the Aadhaar Act also provides for the protection and confidentiality of identity information and authentication records of individuals.

The Aadhaar (Data Security) Regulations, 2016 (“**Data Security Regulations**”) provides for measures to ensure that the information of individuals is secured. Data Security Regulations also enumerates the obligation of service provides to keep the information secure and confidential.

The Aadhaar (Sharing of Information) Regulations, 2016 (“**SI Regulations**”) provides for restriction on sharing of biometric information by UIDAI. SI Regulations also restricts the sharing, circulating, or publishing of the Aadhaar number.

The Aadhaar (Authentication) Regulations, 2016 (“**Authentication Regulations**”) provides an Aadhaar Authentication Framework, which has two kinds and four modes of authentication. Authentication Regulations also makes it mandatory for the requesting entity to obtain the consent of the Aadhaar number holder. Authentication Regulations list provisions and the entire process for the appointment of Requesting Entities and Authentication Service Agencies along with their roles and responsibilities and code of conduct.

New Telecom Policy, 1999

The New Telecom Policy provides that service providers in India that are involved in providing services like tele-banking, tele-medicine, tele-education, tele-trading, e-commerce, call center, network operation center and other IT enabled services, using telecom resources are required to obtain registration as an “Other Service Provider”.

The Digital Personal Data Protection Act, 2023 (“DPDP Act”)

The DPDP Act received the assent of the President on August 11, 2023. The DPDP Act, has replaced the existing data protection provision, as contained in Section 43A of the IT Act. The DPDP Act provides for the rights of individuals to protect their personal data with the need to process personal data for lawful and other incidental purposes. The DPDP Act provides that personal data may be processed only for a lawful purpose after obtaining the consent of the individual. A notice must be given

before seeking consent. It further imposes certain obligations on data fiduciaries including (i) ensure the accuracy, consistency and completeness of data, (ii) build reasonable security safeguards to prevent personal data breach, (iii) inform the Data Protection Board of India (the “DPB”) and affected persons in the event of a personal data breach, and (iv) erase personal data as soon as the data principal has withdrawn her consent or as soon as its reasonable to assume that the purpose has been met and retention is not necessary for legal purposes (storage limitation), whichever is earlier. In case of government entities, storage limitation and the right of the data principal to erasure will not apply. The Central Government will establish the DPB. Key functions of the DPB, *inter alia*, include: (i) on receipt of an intimation of personal data breach, to direct any urgent remedial or mitigation measures in the event of a personal data breach, and to inquire into such personal data breach and impose penalty; (ii) on a complaint received in respect of a personal data breach or a breach in observance by a data fiduciary of its obligations in relation to her personal data or the exercise of her rights, or on a reference made to it by the central government or a state government, or in compliance of the directions of any court, to inquire into such breach and impose penalty, and (iii) The Board may, on a representation made to it by a person affected by a direction, or on a reference made by the Central Government, modify, suspend, withdraw or cancel such direction and, while doing so, impose such conditions as it may deem fit. The DPB members will be appointed for two years and will be eligible for re-appointment. The Central Government will prescribe details such as the number of members of the DPB and the selection process.

General laws pertaining to compliance to be followed by our Company

Laws relating to Taxation

In addition, to the aforementioned material legislation which are applicable to our Company, some of the tax legislations that may be applicable to the operations of our Company include, the Income Tax Act, 1961, the Income Tax Rules, 1962, as amended by the Finance Act in respective years, Central Goods and Service Tax Act, 2018, the Central Goods and Service Tax Rules, 2017, the Integrated Goods and Service Tax Act, 2017, the Professional Tax state-wise legislations; and the Indian Stamp Act, 1899.

Laws relating to Intellectual Property

Intellectual Property in India enjoys protection under both common law and statutes. Under statutes, trademark protection is provided under Trademarks Act, 1999, copyright protection is provided under Copyright Act, 1957, and patent protection is provided under the Patents Act, 1970. These statutes afford protection to intellectual property through imposition of civil and criminal liability for infringement.

Labour laws

In addition to aforementioned material legislations, certain labour laws including Contract Labour (Regulation and Abolition) Act, 1970, the Employee’s State Insurance Act, 1948, the Payment of Gratuity Act, 1972, the Payment of Bonus Act, 1965 the Employees’ Provident Funds and Miscellaneous Provisions Act, 1952, Equal Remuneration Act, 1976, and Sexual Harassment of Women at Workplace (Prevention, Prohibition and Redressal) Act, 2013 are applicable to the operation of our Company.

In order to rationalize and reform labour laws in India, the Government has enacted the following codes*:

- a) Code on Wages, 2019, which regulates and amalgamates wage and bonus payments and subsumes four existing laws namely – the Payment of Wages Act, 1936, the Minimum Wages Act, 1948, the Payment of Bonus Act, 1965 and the Equal Remuneration Act, 1976 received the assent of the President of India on August 8, 2019. It regulates, inter alia, the minimum wages payable to employees, the manner of payment and calculation of wages and the payment of bonus to employees.
- b) Industrial Relations Code, 2020, which consolidates and amends laws relating to trade unions, the conditions of employment in industrial establishments and undertakings, and the investigation and settlement of industrial disputes received the assent of the President of India on September 28, 2020. It subsumes and simplifies the Trade Unions Act, 1926, the Industrial Employment (Standing Orders) Act, 1946 and the Industrial Disputes Act, 1947.
- c) Code on Social Security, 2020, which amends and consolidates laws relating to social security, and subsumes various social security related legislations, inter alia including the Employee’s Compensation Act, 1923, Employee’s State Insurance Act, 1948, the Employees’ Provident Funds and Miscellaneous Provisions Act, 1952, the Maternity Benefit Act, 1961 and the Payment of Gratuity Act, 1972. It governs the constitution and functioning of social security organisations such as the Employee’s Provident Fund and the Employee’s State Insurance Corporation, regulates the payment of gratuity, the provision of maternity benefits and compensation in the event of accidents that employees may suffer, among others.
- d) Occupational Safety, Health and Working Conditions Code, 2020, which regulates and amends the laws regulating the occupational safety, health and working conditions of the persons employed in an establishment received the assent of the President of India on September 28, 2020. It amends and subsumes various legislations inter alia including the Factories Act, 1948, Contract Labour (Regulation and Abolition) Act, 1970, Inter-State Migrant Workmen (Regulation of Employment and Conditions of Service) Act, 1979 and Building and Other Construction Workers (Regulation of Employment and Conditions of Service) Act, 1996.

* *The Code on Wages, 2019, The Code on Social Security, 2020, The Industrial Relations Code, 2020 and The Occupational Safety, Health and Working Conditions Code, 2020 (enacted by the Parliament of India and assented to by the President of India) will come into force as*

may be notified in the Official Gazette by the Central Government of India, different dates may be appointed for different provisions of the Codes.

Other Legislations

In addition to the above, our Company is also compliant with the provisions of the Companies Act, 2013 and the relevant rules, regulations, and orders framed thereunder, the Arbitration and Conciliation Act, 1996, Indian Contract Act, 1882, and other applicable statutes imposed by the Centre or the State for its day-to-day operations.

HISTORY AND CERTAIN CORPORATE MATTERS

Brief history of our Company

Our Company was originally incorporated as 'National Securities Depository Limited' on December 27, 1995 as a public limited company under the Companies Act, 1956, and was granted the certificate of incorporation by the RoC. Our Company was issued a certificate for commencement of business dated February 8, 1996 by the RoC. Pursuant to the Scheme of Arrangement, the name of our Company was changed from 'National Securities Depository Limited' to 'NSDL e-Governance Infrastructure Limited' and fresh certificate of incorporation was issued on December 19, 2012 by the RoC. The name of our Company was changed from 'NSDL e-Governance Infrastructure Limited' to 'Protean eGov Technologies Limited' pursuant to a shareholders' resolution dated October 28, 2021, to represent the full gamut of products and service offerings of the Company in the space of information technology solutions and extension into new markets, sectors and geographies, and a fresh certificate of incorporation was granted by the RoC on December 8, 2021. For further details in relation to the Scheme of Arrangement, see “- Scheme of Arrangement between NSDL Depository Limited and our Company” beginning on page 167.

Our Company has also received the approval from PFRDA dated November 24, 2021, authorising the change of the name of our Company to 'Protean eGov Technologies Limited'.

Changes in the registered office

Except as disclosed below, there has been no change in registered office of our Company since the date of incorporation.

Date of change of registered office	Details of change in the registered office	Reasons for change in the registered office
June 14, 2013	Shifting of the registered office of the Company from Trade World, 4th Floor, Kamala Mills Compound, Senapati Bapat Marg, Lower Parel, Mumbai 400 013, Maharashtra to Times Tower, 1st Floor, Kamala Mills Compound, Senapati Bapat Marg, Lower Parel, Mumbai 400 013, Maharashtra	Pursuant to the Scheme of Arrangement, the title to the previous registered office was transferred to National Securities Depository Limited.

Main objects of our Company

The main objects contained in our MoA are as follows:

- “To facilitate, initiate, promote, set-up, carry on, conduct and manage the business of providing information technology enabled e-Governance services as an advisor or a consultant or a managed service provider or on a turnkey basis either alone or in association with any entities in India or abroad including but not limited to providing depository, central recordkeeping, data repository and clearing and settlement services and all matters connected or incidental thereto in India/abroad.*
- To advise, provide consultancy services, develop and implement products for customers on all matters regarding implementation of computer software and hardware systems, management of data processing and information systems and data communication systems whether in India/abroad.*
- To carry on the business integrating, maintaining, implementing, and licensing computer software, hardware, programs of any and all description, and providing and undertaking related services and carry on the business of designing, developing, licensing, improving, maintaining, servicing, buying, selling, marketing, importing, exporting, exchanging, supporting and implementing computer software application and other related technologies to further the company's objects and to carry on the business of manufacturing, designing, developing, researching, making, assembling, purchasing, selling, re-selling, importing, exporting and otherwise dealing.*
- To facilitate, initiate, promote, develop, set-up, operate, manage either alone or in association with any entities in India or abroad, data centres and providing all related and incidental services including but not limited to hosting services that includes dedicated hosting, co-located hosting, hosted internet access services, e-mail solutions, data processing, data storage, data protection, data management, data mining, cloud services, disaster recovery, business continuity, data back-ups relating to such data centres in India or abroad.*
- To initiate, undertake, carry on, engage in, promote, assist, encourage, finance and conduct scientific and technical research, developments, experiments, investigations, inquiries, studies, projects, analysis, examinations, surveys and test of all kinds including but not limited to those related to telecommunications, computers, electronic data processing equipment, software, hardware and programmes of all kinds and description and any equipment, parts, components, assemblies or sub-assemblies thereof whether in India/abroad.”*

The main objects as contained in our MoA enable our Company to carry on the business presently being carried out and proposed to be carried out by it.

Amendments to the MoA

The following table set forth details of the amendments to our Memorandum of Association, in the last 10 years preceding the date of this Red Herring Prospectus:

Date of Shareholders' resolution/ Effective date	Particulars
October 28, 2021	Clause I of the MoA was amended to reflect the change of name of the Company from 'NSDL e-Governance Infrastructure Limited' to 'Protean eGov Technologies Limited'.

Major events and milestones of our Company

The table below sets forth the key events and milestones in the history of our Company:

Calendar year	Event
2023	<ul style="list-style-type: none"> Renewed agreement with Income Tax Department to continue the business process of receipt of PAN applications and issuance of PAN cards, on September 11, 2023 which is valid till March 31, 2024 NPS - CRA crossed overall subscriber base of over 64 million
2022	<ul style="list-style-type: none"> Launched Protean Cloud Technology an AI-powered private cloud offering Invested 100 million in Open Network for Digital Commerce Entered into partnerships with distribution networks such as Nearby Technologies Private Limited and Fino Payments Bank Limited
2021	<ul style="list-style-type: none"> Incorporated our Subsidiary, Protean InfoSec Services Limited (<i>formerly known as NSDL e-Governance Infosec Services Limited</i>) in the business of providing information security/ cyber security Crossed 100 million e-Sign transactions in Fiscal 2021 NPS - CRA crossed overall subscriber base of over 40 million
2020	<ul style="list-style-type: none"> Crossed over 2.5 million cumulative student registrations on electronic education funding platforms (Vidya Lakshmi and VidyaSaarathi) Incorporated our Subsidiary Protean Account Aggregator Limited (<i>formerly known as NSDL e-Governance Account Aggregator Limited</i>) which is engaged in the business of an account aggregator
2019	<ul style="list-style-type: none"> Executed an agreement dated June 13, 2019 with Income Tax Department to continue the business process of receipt of PAN applications and issuance of PAN cards which was valid till September 30, 2019.
2018	<ul style="list-style-type: none"> Launch of "Vidya Kaushal" - facilitate skill development loans to students pursuing courses run by NSDC approved training partners Launched the iKar application for Android and iOS users Awarded the contract for providing system integrator services for design, development, implementation and maintenance of Revenue Management System for Department of Telecommunications Constructed a Modified Data Centre facility at Bangalore
2017	<ul style="list-style-type: none"> Executed an agreement dated September 22, 2017 with Goods and Services Tax Network ("GSTN") to act as GST Suvidha Provider and provide its services to the taxpayers which is valid till September 22, 2025 Shortlisted as GST Suvidha Provider by GSTN for implementing GST across the country Processed over 12 million requests for Aadhaar authentication in a single day Processed approximately two million requests for e-KYC transactions in a single day
2016	<ul style="list-style-type: none"> License granted by the Controller of Certifying Authorities, Government of India, to act as a certifying authority under Section 21 of Information Technology Act, 2000; Appointed as the implementation agency by "Central Board of Film Certification" for hosting and maintaining Central Board of Film Certification web based application and website at datacentre and disaster recovery centre
2015	<ul style="list-style-type: none"> Launch of "Vidya Lakshmi Electronic Platform" - an online platform for students to avail education loan Agreement dated June 8, 2015 with CtrlS Datacentres Limited (CtrlS) for hosting and maintaining NJRS Infrastructure which was valid till June 8, 2020.
2014	<ul style="list-style-type: none"> Implementation of National Judicial Reference System on behalf of Income Tax Department Launch of e-KYC services for ICICI Prudential Life Insurance customer
2012	<ul style="list-style-type: none"> Release of 'Corporate Module though 'Point of Presence' was released in the CRA system
2011	<ul style="list-style-type: none"> Selected by GOI for its Goods and Services Tax Common Integrated Portal, Pilot project Appointed as Registrar for Unique Identification Authority of India Launch of Central Recordkeeping Agency - National Pension System corporate sector model
2009	<ul style="list-style-type: none"> Launch of New Pension System (NPS) to all citizens except government employees covered by NPS Executed an agreement dated October 8, 2010 effective from April 1, 2009 with the Income Tax Department for extension of services pertaining to TIN which was valid for a period of three years
2008	<ul style="list-style-type: none"> Launch of Central Recordkeeping Agency System
2007	<ul style="list-style-type: none"> Entered into a Memorandum of Understanding with the Income Tax Department for establishing an internet-based service for verification of PAN by authorised entities July 16, 2007
2005	<ul style="list-style-type: none"> Launch of PAN card services
2004	<ul style="list-style-type: none"> Launch of Online Tax Accounting System Launch of Tax Information Network

Awards, accreditations and recognitions received by our Company and Subsidiaries

Calendar Year	Awards
2022	<ul style="list-style-type: none"> Winner at the 13th Aegis Graham Bell Awards in the category of Innovation in Digital Infra Winner of Golden Peacock Business Excellence Award 2022 instituted by Institute of Directors, India India's Best Company of the Year Award 2022 by Berkshire Media LLC, USA, in IT enabled e-Governance services category
2021	<ul style="list-style-type: none"> Best IT Company in Western India - Worldwide Achievers Business Leaders Awards 2021 India's Best Company of the Year Award 2021 by Berkshire Media LLC, USA in IT enabled e-Governance services category
2020	<ul style="list-style-type: none"> Certificate of conformity with Business Continuity Management System Standard ISO 22301:2012 issued by DNV GL Business Assurance UK Limited CRA – Subscriber Services and Systems Infrastructure Workgroup has been appraised at Maturity Level 5 (Optimizing) by CMMI Institute Certified SCAMPI
2019	<ul style="list-style-type: none"> Certificate of conformity with IT Service Management System Standard ISO/IEC 20000 – 1:2011 issued by DNV GL Business Assurance UK Limited Certificate of conformity to Information Security Management System Standard ISO/IEC 27001:2013 issued by DNV GL Business Assurance UK Limited
2018	<ul style="list-style-type: none"> Certificate for conforming to ISO 9001:2015 issued by Intertek Certification Limited Winner of 'Golden Peacock Innovation Management Award - 2018' awarded by Institute of Directors, India

Launch of key products or services, entry into new geographies or exit from existing markets

For details of key products or services launched by our Company, entry into new geographies or exit from existing markets, see “*Our Business*” beginning on page 135.

Shareholders' agreements and other agreements

As on the date of this Red Herring Prospectus, there are no other agreements and clauses / covenants which are material and which need to be disclosed and that there are no other clauses / covenants which are adverse / pre-judicial to the interest of the public shareholders. Further, there are no other agreements, deed of assignments, acquisition agreements, shareholder agreements, inter-se agreements, agreements of like nature other than disclosed in this Red Herring Prospectus.

Details regarding material acquisitions or divestments of business/ undertakings, mergers, amalgamations or any revaluation of assets, in the last ten years

While our Company has not acquired or divested any business/ undertakings, and has not undertaken any mergers, amalgamations or any revaluation of assets, in the last ten years, set out below are details of the Scheme of Arrangement between NSDL Depository Limited and our Company in 2012.




Scheme of Arrangement between NSDL Depository Limited and our Company

NSDL Depository Limited, an erstwhile wholly-owned subsidiary of our Company and our Company filed a scheme of arrangement under Sections 391 to 394 of Companies Act, 1956 before the High Court of Judicature at Bombay to demerge the depository business and undertaking of our Company (“**Transferor Company**”), and vest in NSDL Depository Limited (“**Transferee Company**”). Pursuant to the Scheme of Arrangement, the depository undertaking, i.e., the business of the Transferor Company engaged in business of providing depository services under the Depositories Act, transferred and vested in the Transferee Company, as a going concern. The Scheme of Arrangement was approved by the High Court of Judicature at Bombay pursuant to an order dated November 2, 2012 (“**Order**”). The Transferee Company, in consideration of the demerger, issued and allotted fully paid-up equity shares on a proportionate basis to all the shareholders of the Transferor Company on the following basis: “for every 2 fully paid-up equity shares of ₹10 each held by the equity shareholders of the Transferor Company on the effective date, 1 fully paid-up equity share of ₹10 each of the Transferee Company”. Further, investment made by the Transferor Company in the Transferee Company stood cancelled. The issued, subscribed and paid-up share capital of the Transferor Company reduced from ₹ 800 million to ₹ 400 million.



The Scheme of Arrangement came into effect from December 7, 2012, being the date on which the last of approvals was obtained and the Scheme of Arrangement became operative with effect from April 1, 2012, being the appointed date.

Key terms of other subsisting material agreements

Pursuant to shareholders' resolution dated October 28, 2021 the name of our Company was changed from ‘NSDL e-Governance Infrastructure Limited’ to ‘Protean eGov Technologies Limited’, to represent the full gamut of products and service offerings of our Company and extension into new markets, sectors and geographies. As a result, our Company adopted a new identity

with a new logo  and domain name proteantech.in and no longer uses the trademarks  and , except for certain limited purposes laid out under the following agreements:



Trademark assignment agreement dated October 12, 2022 entered into by our Company and National Securities Depository Limited (“NSDL” and such agreement the “Trademark Assignment Agreement”)


Our Company and NSDL have entered into the Trademark Assignment Agreement to transfer, convey and assign all rights, title and interest in and to the following the trademarks  and , registered under class 35 and 16, respectively, (“Trademarks”), on an irrevocable, unconditional and absolute assignment by the Company in favour of NSDL, in perpetuity. In consideration of the assignment, NSDL shall pay an aggregate amount of ₹ 1.00 million excluding all applicable taxes.

Domain Names Transfer Agreement dated October 12, 2022 entered into by our Company and National Securities Depository Limited (“NSDL” and such agreement the “Domain Names Transfer Agreement”)

Our Company and NSDL have entered into the Domain Names Transfer Agreement for irrevocable, unconditional and absolute assignment of the following domain names (i) nsdl.com and (ii) nsdl.co.in, from the Company to NSDL, in perpetuity. In consideration of the transfer of domain names from the Company to NSDL, NSDL shall pay an amount of ₹ 100.

Trademark license agreement dated October 12, 2022 entered into by our Company and National Securities Depository Limited (“NSDL” and such agreement the “Trademark License Agreement”)

Our Company and NSDL have entered into the Trademark License Agreement, which is valid for a period of three years from October 12, 2022, pursuant to which NSDL has granted to our Company, irrevocable non-transferable license to use, the trademarks  and  (“Trademarks”) registered under class 35 and 16, respectively, for, inter alia, (i) indicating the Company’s former name, i.e., “NSDL e-Governance Infrastructure Limited”; (ii) providing information about the Company’s corporate history, background and experience to governmental authorities, regulators and third parties (iii) marketing and branding campaigns and other activities; (iv) the purposes of operating the retained domain names; (v) other denominative purposes related to the above; and (vi) sublicensing the Trademarks to its subsidiaries for residual purposes. The Company shall use and operate the 61 retained domain names including nsdlaa.co.in, nsdlegov-esign.com, esign-nsdl.com, and others as listed out in the Trademark License Agreement, for a maximum period of three years from October 12, 2022, solely for the purposes of permitting the migration of customers and third parties who are using such retained domain names to a different domain. The Company is also entitled to use the Trademarks in conjunction with its existing brand logos and trademarks pursuant to the

license in the following manner:  

Holding Company

As of the date of this Red Herring Prospectus, our Company does not have a holding company.

Our Subsidiaries

As of the date of this Red Herring Prospectus, our Company has four Subsidiaries. The details of our Subsidiaries are as follows:

1. Protean Account Aggregator Limited (“PAAL”)

Corporate Information

PAAL was incorporated on November 2, 2020, as a public limited company under the Companies Act, 2013. The CIN of PAAL is U67200MH2020PLC349258. The registered office of PAAL is located at Times Tower, 1st Floor, Kamala Mills, Compound, Senapati Bapat Marg, Lower Parel, Mumbai, 400 013, Maharashtra. The name of PAAL was changed from NSDL e-Governance Account Aggregator Limited to Protean Account Aggregator Limited and was issued a fresh certificate of incorporation dated September 28, 2023.

PAAL is engaged in the business of an account aggregator as defined under the Master Direction – Non-Banking Financial Company – Account Aggregator (Reserve Bank) Directions, 2016, providing the service of retrieving or collecting financial information pertaining to its customers, and consolidating, organizing and presenting such information to the customers or any other financial information user as may be specified by the Reserve Bank of India from time to time.

Capital Structure

The authorised share capital of PAAL is ₹50 million divided into 5,000,000 equity shares of ₹10 each and the issued and paid-up share capital of PAAL is ₹30 million divided into 3,000,000 equity shares of ₹10 each.

Shareholding

Name of the Shareholder	No. of equity shares of face value ₹10 each	Percentage of total shareholding (%)
Company	2,999,994	99.99

Suresh Kumar Sethi	1	Negligible
Jayesh Waman Sule	1	Negligible
Bertram D'Souza	1	Negligible
Tejas Desai	1	Negligible
Abid Ali Allarakha	1	Negligible
Gopakumar T. N.	1	Negligible
Total	3,000,000	100.00

Financial information

The following information has been derived from the audited financial statements of the last three financial years (as applicable) of PAAL:

(₹ in million)

Particulars	Fiscal 2023	Fiscal 2022	Fiscal 2021
Revenue from operations	Nil	Nil	Nil
Reserves (excluding revaluation reserve)	580.10	85.50	52.23
Profit for the year	494.60	33.27	52.23
Earnings per equity share	0.16	0.01	0.02
Diluted earnings per equity share	NA	NA	NA
Net asset value	30,580.10	30,085.50	30,052.23

2. NSDL e-Governance (Malaysia) SDN, BHD (“NEMSB”)

Corporate Information

NEMSB was incorporated as on January 26, 2017 as a private limited company under the Companies Act, 1965, under the laws of Malaysia. The registered office of NEMSB is located at No. 2-29, PV 128, Jalan Genting Kelang 53300 Kuala Lumpur.

NEMSB is engaged in the business of designing, developing, managing and implementing e-governance projects through efficient use of information and communication technology as an advisor or a consultant or a managed service provider or on a turnkey basis either alone or in association with any entities and to advise, provide consultancy services, develop and implement products for customers on all matters regarding implementation and licensing of computer software and hardware systems, management of data processing and information systems, data repository and data communication systems in Malaysia or elsewhere.

Capital Structure

The authorised share capital of NEMSB is RM 0.4 million divided into 400,000 ordinary shares of RM 1 each and the issued and paid-up share capital of NEMSB is RM 0.001 million divided into 1,000 equity shares of RM 1 each.

Shareholding

Name of the Shareholder	No. of ordinary shares of face value RM 1 each	Percentage of total shareholding (%)
Company	510	51
SOTG Consultancy SDN BHD	490	49
Total	1,000	100.00

3. Protean eGov Technologies Australia Pty Ltd (“PETAPL”) (formerly known as NSDL eGovernance Australia Pty Ltd)

Corporate Information

PETAPL was incorporated on December 9, 2020 as a proprietary company under the Corporation Act, 2001, under the laws of Australia. The Australian Company Number is 646 479 012 and Australian Business Number is 90646479012. The registered office of PETAPL is located at Suite 9, Level 12, 101 Bathurst Street Sydney NSW 2000. The name of PETAPL was changed from NSDL eGovernance Australia Pty Ltd to Protean eGov Technologies Australia Pty Ltd and a fresh certificate of registration was issued dated January 25, 2022.

PETAPL is currently not engaged in any business.

Capital Structure

As on the date of this Red Herring Prospectus, our Company has not made any investment in PETAPL as per the applicable laws of Australia.

Shareholding

Name of the Shareholder	No. of ordinary shares of par value AUD 1 each	Percentage of total shareholding (%)
Company	1,000	100
Total	1,000	100.00

4. Protean InfoSec Services Limited (“PISL”) (formerly known as NSDL e-Governance InfoSec Services Limited)

Corporate Information

PISL was incorporated on September 30, 2021, as a public limited company under the Companies Act, 2013. The CIN of PISL is U72900MH2021PLC368593. The registered office of PISL is located at Times Tower, 1st Floor, Kamala Mills, Compound, Senapati Bapat Marg, Lower Parel, Mumbai, 400 013, Maharashtra. The name of PISL was changed from NSDL e-Governance InfoSec Services Limited to Protean InfoSec Services Limited and was issued a fresh certificate of incorporation dated February 24, 2022.

PISL is authorised to conduct the business of consultants, advisors, mentors, counsellors, manager, operator, developer in the field of information and technology (IT) security/all type of IT enabled cyber security activities and providing niche expert and experienced services. PISL is in the business of providing information security/ cyber security consulting business. The primary focus of PISL is to provide consulting and advisory services for the following:

- (i) Governance, risk and compliance;
- (ii) Security architecture review;
- (iii) Assessment services.

Capital Structure

The authorised share capital of PISL is ₹100 million divided into 10,000,000 equity shares of ₹10 each and the issued and paid-up share capital of PISL is ₹80 million divided into 8,000,000 equity shares of ₹10 each.

Shareholding

Name of the Shareholder	No. of equity shares of face value `10 each	Percentage of total shareholding (%)
Company	7,999,994	99.99
Suresh Kumar Sethi*	1	Negligible
Jayesh Waman Sule*	1	Negligible
Dharmesh Parekh*	1	Negligible
Tejas Desai*	1	Negligible
Dattaram Sadanand Mhadgut*	1	Negligible
Ashwini D. Phenany*	1	Negligible
Total	8,000,000	100.00

*As a nominee of the Company

Accumulated profits or losses

There are no accumulated profits and losses of any Subsidiaries that are not accounted for by our Company in the Restated Consolidated Financial Information.

OUR MANAGEMENT

Board of Directors

In terms of the Companies Act and our AoA, our Company is required to have not less than three Directors and not more than fifteen Directors. As on the date of this Red Herring Prospectus, our Board comprises ten Directors including two Executive Directors, and eight Non-Executive Directors of which five are Independent Directors (including two women Directors).

The following table sets forth details regarding our Board as of the date of this Red Herring Prospectus:

S. No.	Name, designation, address, occupation, date of birth, period of directorship, current term and DIN	Directorships in other companies
1.	<p>Suresh Kumar Sethi</p> <p><i>Designation:</i> Managing Director and Chief Executive Officer</p> <p><i>Address:</i> C/901, Lodha Bellissimo, N M Joshi Marg, Apollo Mill Compound, Mahalaxmi, Mumbai, 400 011, Maharashtra</p> <p><i>Occupation:</i> Services</p> <p><i>Date of birth:</i> March 30, 1965</p> <p><i>Period of directorship:</i> Since February 18, 2021</p> <p><i>Current term:</i> Three years with effect from February 18, 2021, up till February 17, 2024, not liable to retire by rotation</p> <p><i>DIN:</i> 06426040</p> <p><i>Age:</i> 58</p>	<ul style="list-style-type: none"> • Open Network for Digital Commerce • Protean Account Aggregator Limited • Protean eGov Technologies Australia Pty Ltd.
2.	<p>Jayesh Waman Sule</p> <p><i>Designation:</i> Whole-time Director and Chief Operating Officer</p> <p><i>Address:</i> 601, Matoshree Heights, D. L. Vaidya Road, Dadar West, Mumbai 400 028, Maharashtra</p> <p><i>Occupation:</i> Service</p> <p><i>Date of birth:</i> November 4, 1962</p> <p><i>Period of directorship:</i> Since April 1, 2016</p> <p><i>Current term:</i> Two years with effect from April 1, 2022, up till March 31, 2024, liable to retire by rotation</p> <p><i>DIN:</i> 07432517</p> <p><i>Age:</i> 60</p>	Nil
3.	<p>Karan Omprakash Bhagat[^]</p> <p><i>Designation:</i> Non-Executive Director</p> <p><i>Address:</i> 4501, 45th Floor, Old Simplex Mill Compound, Aqua Tower II, Planet Godrej, K.K. Marg, Near Jacob Circle, Mahalaxmi East, Mumbai, 400 011, Maharashtra</p> <p><i>Occupation:</i> Service</p> <p><i>Date of birth:</i> April 25, 1977</p> <p><i>Period of directorship:</i> Since November 30, 2018</p> <p><i>Current term:</i> Liable to retire by rotation</p> <p><i>DIN:</i> 03247753</p> <p><i>Age:</i> 46</p>	<ul style="list-style-type: none"> • 360 One WAM Limited • 360 One Prime Limited • 360 One Asset Management Limited • Kyrush Trading & Investment Private Limited

S. No.	Name, designation, address, occupation, date of birth, period of directorship, current term and DIN	Directorships in other companies
4.	<p>Mukesh Agarwal*</p> <p><i>Designation:</i> Non-Executive Director</p> <p><i>Address:</i> C/O, A-904, Paradise Raheja Vihar, Opp. Chandivali Studio, Powai, Mumbai, 400 072, Maharashtra</p> <p><i>Occupation:</i> Service</p> <p><i>Date of birth:</i> January 17, 1967</p> <p><i>Period of directorship:</i> Appointed with effect from May 7, 2021</p> <p><i>Current term:</i> Liable to retire by rotation</p> <p><i>DIN:</i> 03054853</p> <p><i>Age:</i> 56</p>	<ul style="list-style-type: none"> • Cogencis Information Services Limited • NSE Data & Analytics Limited • NSE IFSC Clearing Corporation Limited • NSE IFSC Limited • NSE Indices Limited • Receivables Exchange of India Limited • RXIL Global IFSC Limited
5.	<p>Shailesh Vishnubhai Haribhakti</p> <p><i>Designation:</i> Non-Executive Director</p> <p><i>Address:</i> 10 - 11, Sahil Apartments, Aairavat Co-operative Housing Society Ltd, 14 Altamount Road, Cumbala Hill, Mumbai, 400 026, Maharashtra</p> <p><i>Occupation:</i> Chartered Accountant</p> <p><i>Date of birth:</i> March 12, 1956</p> <p><i>Period of directorship:</i> Since May 23, 2012</p> <p><i>Current term:</i> Five years from September 25, 2023, up till September 24, 2028, liable to retire by rotation</p> <p><i>DIN:</i> 00007347</p> <p><i>Age:</i> 67</p>	<ul style="list-style-type: none"> • Aakash Educational Services Limited • Adani Total Gas Limited • Bajaj Electricals Limited • Blue Star Limited • Bennett Coleman & Company Limited • Brookprop Management Services Private Limited • Bundl Technologies Private Limited • Cynergis Infotech India Private Limited • Future Generali India Life Insurance Company Limited • Future Generali India Insurance Company Limited • Gaja Trustee Company Private Limited • GovEVA Private Limited • IBS Fintech India Private Limited • L&T Finance Holdings Limited • Planet People & Profit Consulting Private Limited • Rapidue Technologies Private Limited • Stair Digital Private Limited • Torrent Pharmaceuticals Limited • YCWI Green Solutions Private Limited
6.	<p>Abhaya Prasad Hota</p> <p><i>Designation:</i> Independent Director</p> <p><i>Address:</i> Flat No B2 – 902, Mahindra Vivante, Suren Road, Andheri East, Mumbai, 400 093, Maharashtra</p> <p><i>Occupation:</i> Management consultant (on payment systems, financial inclusion and trade digitisation)</p> <p><i>Date of birth:</i> August 4, 1956</p> <p><i>Period of directorship:</i> Since September 16, 2019</p> <p><i>Current term:</i> Five years from September 16, 2022, up till September 15, 2027, not liable to retire by rotation</p> <p><i>DIN:</i> 02593219</p> <p><i>Age:</i> 67</p>	<ul style="list-style-type: none"> • Nearby Technologies Private Limited • NSE Clearing Limited • Reserve Bank Innovation Hub • Scoreme Solutions Private Limited • The Federal Bank Limited
7.	<p>Lloyd Mathias</p> <p><i>Designation:</i> Independent Director</p> <p><i>Address:</i> R-14-B, Windsor Court, DLF Phase IV, Gurgaon, 122 002, Haryana,</p>	<ul style="list-style-type: none"> • Digicontent Limited • HT Digital Streams Limited • Next Mediaworks Limited • Next Radio Limited • Quantum Asset Management Company Private Limited

S. No.	Name, designation, address, occupation, date of birth, period of directorship, current term and DIN	Directorships in other companies
	<p>India</p> <p><i>Occupation:</i> Angel investor</p> <p><i>Date of birth:</i> March 31, 1965</p> <p><i>Period of directorship:</i> Since June 28, 2022</p> <p><i>Term:</i> Three years from June 28, 2022, up till June 27, 2025, not liable to retire by rotation</p> <p><i>DIN:</i> 02879668</p> <p><i>Age:</i> 58</p>	
8.	<p>Shailesh Sharad Kekre</p> <p><i>Designation:</i> Independent Director</p> <p><i>Address:</i> A601, Brigade Gateway, 26/1, Dr Rajkumar Road, Malleshwaram, Bengaluru, 560 055, Karnataka, India</p> <p><i>Occupation:</i> Management consultant</p> <p><i>Date of birth:</i> March 28, 1973</p> <p><i>Period of directorship:</i> Since May 31, 2022</p> <p><i>Current term:</i> Three years from May 31, 2022, up till May 30, 2025, not liable to retire by rotation</p> <p><i>DIN:</i> 07679583</p> <p><i>Age:</i> 50</p>	<ul style="list-style-type: none"> • Eclerx Services Limited • Protean Account Aggregator Limited
9.	<p>Preeti Gautam Mehta</p> <p><i>Designation:</i> Independent Director</p> <p><i>Address:</i> 22, Bennett Villa, 27, Wodehouse Road, Colaba, Mumbai 400 001, Maharashtra, India</p> <p><i>Occupation:</i> Advocate and solicitor</p> <p><i>Date of birth:</i> October 1, 1959</p> <p><i>Period of directorship:</i> Since February 15, 2023</p> <p><i>Current term:</i> Three years from February 15, 2023, up till February 14, 2026, not liable to retire by rotation</p> <p><i>DIN:</i> 00727923</p> <p><i>Age:</i> 64</p>	<ul style="list-style-type: none"> • AMJ Land Holdings Limited • Bagalkot Cement & Industries Limited • Blue Jet Healthcare Limited • JCB India Limited • Sumitomo Chemical India Limited
10.	<p>Aruna Krishnamurthy Rao</p> <p><i>Designation:</i> Independent Director</p> <p><i>Address:</i> 2302, Heritage Hiranandani Gardens, Powai, Mumbai 400 076, Maharashtra, India</p> <p><i>Occupation:</i> Professional</p> <p><i>Date of birth:</i> March 15, 1959</p> <p><i>Period of directorship:</i> Since March 31, 2023</p> <p><i>Current term:</i> Three years from March 31, 2023, up till March 30, 2026, not liable to retire by rotation</p>	<ul style="list-style-type: none"> • Qualita Software Private Limited

S. No.	Name, designation, address, occupation, date of birth, period of directorship, current term and DIN	Directorships in other companies
	<i>DIN:</i> 06986715 <i>Age:</i> 64	

*Nominated to the Board by NSEIL.

^Nominated to the Board by 360 One Asset Management Limited (formerly known as IIFL Asset Management Limited), 360 One Special Opportunities Fund (formerly known as IIFL Special Opportunities Fund), 360 One Special Opportunities Fund – Series 2 (formerly known as IIFL Special Opportunities Fund - Series 2), 360 One Special Opportunities Fund – Series 3 (formerly known as IIFL Special Opportunities Fund - Series 3), 360 One Special Opportunities Fund – Series 4 (formerly known as IIFL Special Opportunities Fund - Series 4), 360 One Special Opportunities Fund – Series 5 (formerly known as IIFL Special Opportunities Fund - Series 5), 360 One Special Opportunities Fund – Series 6 (formerly known as IIFL Special Opportunities Fund - Series 6) and 360 One Special Opportunities Fund – Series 7 (formerly known as IIFL Special Opportunities Fund - Series 7), collectively.

Relationship between our Directors and Key Managerial Personnel or Senior Management

None of our Directors are related to each other or to any Key Managerial Personnel or Senior Management.

Brief biographies of our Directors

Suresh Kumar Sethi is the Managing Director and Chief Executive Officer of our Company. He holds a bachelor's degree in engineering in electronics and electrical from Panjab University, Chandigarh. He holds a master's degree in business administration from the University of Delhi. He has over three decades of experience in the financial services industry with financial services companies such as Citigroup, YES Bank and Vodafone M- Pesa across India, Kenya, UK, Argentina, and USA. Prior to this role, he was the managing director and chief executive officer of India Post Payments Bank.

Jayesh Waman Sule is the Whole-time Director and Chief Operating Officer of our Company. He holds a bachelor's degree in commerce from the University of Bombay. He is a member of the Institute of Chartered Accountants of India. He was previously associated with NSDL and has over two decades of experience in capital markets and IT-enabled services.

Karan Omprakash Bhagat is a Non-Executive Director of our Company. He holds a bachelor's degree in commerce from University of Calcutta and a post-graduate diploma in management from the Indian Institute of Management, Bangalore. Previously he was associated with Kotak Mahindra Bank Limited as a vice president. He is currently the managing director of 360 One WAM Limited.

Mukesh Agarwal is a Non-Executive Director of our Company. He holds a bachelor's degree in engineering with honours in electrical and electronics branch and a master's degree in science with honours in biological sciences from the Birla Institute of Technology and Science, Pilani and a master's degree in management studies from the S.P. Jain Institute of Management & Research, University of Bombay. He has over 25 years of experience in the financial services sector. He was previously associated with CRISIL Limited as the president of their India research business. He is currently the managing director of NSE Indices Limited and NSE Data and Analytics Limited.

Shailesh Vishnubhai Haribhakti is a Non-Executive Director of our Company. He is a member of the Institute of the Chartered Accountants of India, an associate member of the Association of Certified Fraud Examiners and a certified financial planner under the Financial Planning Standards Board India. He is a certified internal auditor under the Institute of Internal Auditors, Inc. He has cleared final examination of the Institute of Cost and Works Accountants of India. He has been conferred the Global Competent Boards Designation by Competent Boards Inc. He is a chairman and independent director on the Boards of various Indian Companies.

Abhaya Prasad Hota is an Independent Director of our Company. He holds a master's degree in arts from Sambalpur University. He is an associate of the Indian Institute of Bankers. He was the managing director and chief executive officer of National Payments Corporation of India and the chief general manager of the Reserve Bank of India. He has over 35 years of experience in the financial services sector.

Lloyd Mathias is an Independent Director of our Company. He holds a bachelor's degree of science from University of Bombay, a master's degree of management studies from University of Bombay and has completed senior executive programme from London Business School. He was previously associated with Motorola as its director of marketing (India), Tata Teleservices Limited as its chief marketing officer and HP PPS Asia Pacific Pte. Ltd. He was also the marketing manager of Pepsico International and retired as their director category marketing (flavours) in 2005. He has over 30 years of experience in marketing and product management.

Shailesh Sharad Kekre is an Independent Director of our Company. He holds a bachelor's degree of technology in electrical engineering from the Indian Institute of Technology, Kanpur and a post graduate diploma in management from the Indian Institute of Management, Calcutta. He was previously associated with McKinsey & Company and is currently partner at Budhyati Ventures LLP.

Preeti Gautam Mehta is an Independent Director of our Company. She holds a bachelor's degree in arts from St. Xavier's College, University of Mumbai and a bachelor's degree in law from Government Law College, University of Mumbai. She is

a member of the Bombay Incorporated Law Society and entitled to style herself as a “Solicitor”. She has also completed a one-week intensive course on franchising for business organised by the Middlesex University. She is a member of the Bar Council of Maharashtra and has been practising as an advocate for over 30 years. She is currently senior partner at Kanga & Co., Advocates and Solicitors.

Aruna Krishnamurthy Rao is an Independent Director of our Company. She holds a bachelor’s degree in science (special) degree from Gujarat University, master’s degree in business administration from Gujarat University and master’s degree of science from University of Maryland. She has also completed the Citicorp Finance Professional Program from Citibank Asia Pacific Banking Institute Pte Ltd. She is a member of the NERL technology advisory committee. She was previously associated with Kotak Mahindra Bank as chief technology officer.

Confirmations

None of our Directors are, or were a director of any listed company during the last five years preceding the date of this Red Herring Prospectus, whose shares have been, or were suspended from being traded on any of the stock exchanges during the term of their directorship in such company.

None of our Directors are or was a director of any listed company which has been or was delisted from any stock exchange during the term of their directorship in such company.

No consideration in cash or shares or otherwise has been paid or agreed to be paid to any of our Directors or to the firms or companies in which they are interested by any person either to induce them to become or to help them qualify as a Director, or otherwise for services rendered by them or by the firm, trust or company in which they are interested, in connection with the promotion or formation of our Company.

Further, none of our Directors have been identified as wilful defaulters or fraudulent borrowers as defined under the SEBI ICDR Regulations.

Arrangement or understanding with major Shareholders, customers, suppliers or others

Other than Mukesh Agarwal who has been nominated by NSE Investments Limited and Karan Omprakash Bhagat who has been nominated by 360 One Asset Management Limited (*formerly known as IIFL Asset Management Limited*), 360 One Special Opportunities Fund (*formerly known as IIFL Special Opportunities Fund*), 360 One Special Opportunities Fund – Series 2 (*formerly known as IIFL Special Opportunities Fund Series 2*), 360 One Special Opportunities Fund – Series 3 (*formerly known as IIFL Special Opportunities Fund Series 3*), 360 One Special Opportunities Fund – Series 4 (*formerly known as IIFL Special Opportunities Fund Series 4*), 360 One Special Opportunities Fund – Series 5 (*formerly known as IIFL Special Opportunities Fund Series 5*), 360 One Special Opportunities Fund – Series 6 (*formerly known as IIFL Special Opportunities Fund Series 6*) and 360 One Special Opportunities Fund – Series 7 (*formerly known as IIFL Special Opportunities Fund Series 7*), collectively, none of our Directors have an arrangement or understanding with the major Shareholders, customers, suppliers or others, pursuant to which any of our Directors were appointed on our Board or as a member of the senior management.

Terms of appointment of our Executive Directors

Suresh Kumar Sethi

Suresh Kumar Sethi was appointed as our Managing Director and Chief Executive Officer with effect from February 18, 2021 pursuant to resolutions passed by our Board and Shareholders on June 18, 2020 and September 18, 2020, respectively. Suresh Kumar Sethi was paid a total remuneration of ₹48.78 million (including contingent or deferred compensation) during Financial Year 2023.

The details of remuneration governing his appointment, as approved by the Shareholders in their meeting held on April 11, 2022, are stated below:

Particulars	Remuneration
Gross Salary*	₹1.55 million per month
Increment	Annual increments to be decided by the Nomination and Remuneration Committee
Variable pay	Short term incentive shall be as determined by the Nomination and Remuneration Committee, subject to a maximum of 50% of annual salary
Additional benefits	<ul style="list-style-type: none"> a. Medical benefits equal to one month’s salary every year for self, spouse and dependent children; b. Leave travel allowance equal to one month’s salary every year for travel by the Managing Director and Chief Executive Officer and his family; c. Personal accident insurance cover for the Managing Director and Chief Executive Officer as for the other staff of the Company; d. Company car with driver; e. Telephone facility at the residence; f. Contribution to provident fund, superannuation, national pension scheme, gratuity and leave encashment as per staff rules of the Company; for all these purposes, his appointment as Managing Director and Chief Executive Officer will be taken as continuation of service;

Particulars	Remuneration
	g. The company will reimburse entertainment expenses actually and properly incurred by the Managing Director and Chief Executive Officer for the purpose of the Company's business; and h. Such other benefits including ex-gratia as are made available by the Company to members of the staff from time to time.
ESOP	Suresh Kumar Sethi shall be eligible for 33,441 ESOPs at an exercise price equal to the current fair market value which will vest over the next two years from April 1, 2022 equally and 11,794 ESOPs at a discounted exercise price which will vest at the completion of tenure.
Minimum Remuneration	Notwithstanding anything to the contrary herein contained, where in any financial year during the currency of the tenure of Suresh Kumar Sethi as Managing Director and Chief Executive Officer, our Company has no profits or has inadequate profits, the Company will pay remuneration by way of salary, perquisites and allowances as specified above.

* Includes all allowances

The details of remuneration governing his appointment effective from February 18, 2024, as approved by the Board on August 10, 2023 and Shareholders in their meeting held on September 20, 2023 are stated below:

Particulars	Remuneration
Basic salary*	₹1.86 million per month
Increment	Annual increments at such percentage as may be by the Nomination and Remuneration Committee
Variable pay	Short term incentive as may be as determined by the Nomination and Remuneration Committee
Additional benefits	a. Medical benefits equal to one month's basic salary every year for self, spouse and dependent children; b. Leave travel allowance equal to one month's basic salary every year for travel by the Managing Director and Chief Executive Officer and his family; c. Personal accident insurance cover for the Managing Director and Chief Executive Officer as for the other staff of the Company; d. Company car with driver; e. Telephone facility at the residence; f. Contribution to provident fund, superannuation, national pension scheme, gratuity and leave encashment as per staff rules of the Company; for all these purposes, his appointment as Managing Director and Chief Executive Officer will be taken as continuation of service; g. The company shall reimburse entertainment expenses at actuals incurred by the Managing Director and Chief Executive Officer for the purpose of the Company's business; and h. Such other benefits including ex-gratia as are made available by the Company to members of the staff from time to time.
ESOP	ESOPs granted by the Nomination and Remuneration Committee under any Employee Stock Option Plans as may be in force from time to time.
Minimum Remuneration	Notwithstanding anything to the contrary herein contained, where in any financial year during the currency of the tenure of Suresh Kumar Sethi as Managing Director and Chief Executive Officer, our Company has no profits or has inadequate profits, the Company will pay remuneration by way of salary, perquisites and allowances as specified above for a period of three years from February 18, 2024 to February 17, 2027, as prescribed under Section 197 read with Schedule V of the Companies Act, 2013.

* Includes all allowances

Jayesh Waman Sule

Jayesh Waman Sule was re-appointed as our Whole-time Director and Chief Operating Officer with effect from April 1, 2022 pursuant to resolutions passed by our Board and Shareholders on February 22, 2022 and April 11, 2022, respectively. Jayesh Waman Sule was paid a total remuneration of ₹32.87 million (including contingent or deferred compensation) during Financial Year 2023.

The details of remuneration governing his appointment, as approved by the Shareholders in their meeting held on April 11, 2022, are stated below:

Particulars	Remuneration
Gross Salary*	₹1.30 million per month
Increment	Annual increments to be decided by the Nomination and Remuneration Committee
Variable pay	Short term incentive shall be as determined by the Nomination and Remuneration Committee, subject to a maximum of 50% of annual salary
Additional benefits	a. Medical benefits equal to one month's salary every year for self, spouse and dependent children; b. Leave travel allowance equal to one month's salary every year for travel by the Whole-time Director and Chief Operating Officer and his family; c. Personal accident insurance cover for the Whole-time Director and Chief Operating Officer as for the other staff of the Company; d. Company car with driver; e. Telephone facility at the residence; f. Contribution to provident fund, superannuation, national pension scheme, gratuity and leave encashment as per staff rules of the Company; for all these purposes, his appointment as Whole-time Director and Chief Operating Officer will be taken as continuation of service;

Particulars	Remuneration
	g. The Whole-time Director and Chief Operating Officer shall also be entitled to such other benefits as are made available by the Company to members of the staff from time to time including ex-gratia and employee stock options; and h. Employee stock option plan.
ESOP	Jayesh Waman Sule shall be eligible for 28,046 ESOPs at an exercise price equal to the current fair market value which will vest over the next two years from April 1, 2022 equally and 9,892 ESOPs at a discounted exercise price which will vest at the completion of tenure.
Minimum remuneration	Notwithstanding anything to the contrary herein contained, where in any financial year during the currency of the tenure of Jayesh Waman Sule as Whole-time Director and Chief Operating Officer, the Company has no profits or the profits of the Company are inadequate, the Company shall pay remuneration by way of salary, perquisites and allowances as specified above.

* Includes all allowances

The details of remuneration governing his appointment effective from April 1, 2024, as approved by the Board on August 10, 2023 and Shareholders in their meeting held on September 20, 2023, are stated below:

Particulars	Remuneration
Basic salary*	₹1.53 million per month
Increment	Annual increments at such percentage as may be determined by the Nomination and Remuneration Committee
Variable pay	Short term incentive as may be determined by the Nomination and Remuneration Committee
Additional benefits	a. Medical benefits equal to one month's salary every year for self, spouse and dependent children; b. Leave travel allowance equal to one month's salary every year for travel by the Whole-time Director and Chief Operating Officer and his family; c. Personal accident insurance cover for the Whole-time Director and Chief Operating Officer as for the other staff of the Company; d. Company car with driver; e. Telephone facility at the residence; f. Contribution to provident fund, superannuation, national pension scheme, gratuity and leave encashment as per staff rules of the Company; for all these purposes, his appointment as Whole-time Director and Chief Operating Officer will be taken as continuation of service; and g. The Whole-time Director and Chief Operating Officer shall also be entitled to such other benefits including ex-gratia, as are made available by the Company to members of the staff from time to time.
ESOP	ESOPs granted by the Nomination and Remuneration Committee under the Employee Stock Option Plans as may be in force from time to time.
Minimum remuneration	Notwithstanding anything to the contrary herein contained, where in any financial year during the currency of the tenure of Jayesh Waman Sule as Whole-time Director and Chief Operating Officer, the Company has no profits or the profits of the Company are inadequate, the Company shall pay remuneration by way of salary, perquisites and allowances as specified above for a period of three years from April 1, 2024 to March 31, 2027, as prescribed under Section 197 read with Schedule V of the Companies Act, 2013.

* Includes all allowances

Except as disclosed above, there is no contingent or deferred compensation accrued for the year payable to our Executive Directors, even if the compensation is payable at a later date.

Payment or benefit to Directors of our Company

Details of the sitting fees or other remuneration paid to our Directors in the Financial Year 2023 are set forth below.

Non- Executive Directors

Our Non-Executive and Independent Directors are entitled to receive sitting fees for every meeting of the Board or any Committee that they attend. In addition to this, our Non-Executive Directors and Independent Directors are also entitled to receive commission not exceeding one percent per annum of the net profits (after tax) of our Company. Details of sitting fees and commission paid to the Non-Executive and Independent Directors of our Company in the Financial Year 2023 are set forth below:

S. No.	Name of Director	Sitting fees paid (in ₹ million)	Commission (in ₹ million)
1.	Shailesh Vishnubhai Haribhakti*	2.80	2.39
2.	Lloyd Mathias	1.30	Nil
3.	Abhaya Prasad Hota	2.20	2.39
4.	Shailesh Sharad Kekre	1.60	Nil-
5.	Preeti Gautam Mehta	0.20	Nil
6.	Mukesh Agarwal	1.70**	2.39**
7.	Karan Omprakash Bhagat	Nil	2.39^^
8.	Aruna Krishnamurthy Rao^	Nil	Nil

* Pursuant to the Board resolution dated August 8, 2023 and Shareholders resolution dated September 20, 2023 Shailesh Vishnubhai Haribhakti was appointed as a Non-Executive Director of our Company effective from September 25, 2023 for a period of five years.

[^] Aruna Krishnamurthy Rao has not received any remuneration in Financial Year 2023 since she was appointed on March 31, 2023

^{**} In his capacity as the nominee of NSEIL

^{^^} In his capacity as the nominee of 360 One Asset Management Limited (formerly known as IIFL Asset Management Limited), 360 One Special Opportunities Fund (formerly known as IIFL Special Opportunities Fund), 360 One Special Opportunities Fund – Series 2 (formerly known as IIFL Special Opportunities Fund - Series 2), 360 One Special Opportunities Fund – Series 3 (formerly known as IIFL Special Opportunities Fund - Series 3), 360 One Special Opportunities Fund – Series 4 (formerly known as IIFL Special Opportunities Fund - Series 4), 360 One Special Opportunities Fund – Series 5 (formerly known as IIFL Special Opportunities Fund - Series 5), 360 One Special Opportunities Fund – Series 6 (formerly known as IIFL Special Opportunities Fund - Series 6) and 360 One Special Opportunities Fund – Series 7 (formerly known as IIFL Special Opportunities Fund - Series 7), collectively.

Bonus or profit-sharing plan of the Directors

Other than the short term incentive plan & long term incentive plan to our Managing Director and Chief Executive Officer and Whole-time Director and Chief Operating Officer, none of our Directors are a party to any bonus or profit-sharing plan of our Company. For details see “- Terms of Appointment of our Executive Directors”.

Remuneration paid to Directors of our Company by our Subsidiaries

None of our Directors receive remuneration or were entitled to receive any remuneration from our Subsidiaries in the Financial Year 2023.

Shareholding of Directors in our Company

As per our AoA, our Directors are not required to hold any qualification shares.

Except as disclosed below, our Directors do not hold any Equity Shares as of the date of this Red Herring Prospectus in our Company:

S. No.	Name	No. of Equity Shares as of the date of this Red Herring Prospectus	Percentage of the pre-Offer Equity Share capital (%)	Total holding including Equity Shares, vested and unvested stock options
1.	Suresh Kumar Sethi	78,220	Negligible	150,273
2.	Jayesh Waman Sule	41,097	Negligible	117,981

Shareholding of Directors in our Subsidiaries

Except as disclosed below, none of our Directors hold any equity shares in our Subsidiaries:

- (i) Protean Account Aggregator Limited

Name of the shareholder	No. of equity shares of face value ₹10 each	Percentage of total shareholding (%)
Suresh Kumar Sethi	1	Negligible
Jayesh Waman Sule	1	Negligible

- (ii) Protean InfoSec Services Limited

Name of the Shareholder	No. of equity shares of face value ₹10 each	Percentage of total shareholding (%)
Suresh Kumar Sethi*	1	Negligible
Jayesh Waman Sule*	1	Negligible

* As a nominee of the Company

Appointment of relatives of our Directors to any office or place of profit

None of the relatives of our Directors hold any office or place of profit in our Company.

Interest of Directors

All our Executive Directors and Non-Executive Directors may be deemed to be interested to the extent of remuneration and reimbursement of expenses, if any, payable to them by our Company as well as sitting fees and commission, if any, payable to them for attending meetings of our Board or Committees thereof. For further details, see “- Terms of Appointment of our Executive Directors” and “- Remuneration to our Non-Executive Directors”.

Our Non-Executive and Independent Directors are paid sitting fees for attending the meetings of the Board and committees of the Board and yearly commission based on profits and may be regarded as interested to the extent of other reimbursement of expenses payable to them as per their terms of appointment.

Our Directors do not have any other interest in our Company, or in any property acquired by or leased to our Company or proposed to be acquired or leased to our Company.

Further, our Directors do not have any interest in any transaction by our Company for acquisition of land, construction of building or supply of machinery.

Some of our Directors may also be deemed to be interested to the extent of any dividend payable to them and/ or their relatives and other distributions in respect of securities held by them and/or their relatives in our Company or in our Subsidiaries, if any. Some of our Directors are also entitled to employee stock options under the ESOP Scheme. For further details, refer to “–*Shareholding of Directors in our Company*” beginning on page 178.

Other than the remuneration, no amount or benefit has been paid or given within the two years preceding the date of filing of this Red Herring Prospectus or is intended to be paid or given to any of our Directors.

Our Directors may also be interested to the extent of Equity Shares, if any (together with dividends and other distributions in respect of such Equity Shares), held by them or held by the entities in which they are associated as promoters, directors, partners, proprietors or trustees or held by their relatives. Our Directors may be deemed to be interested to the extent of stock options granted or to be granted / Equity Shares, if any, allotted to them pursuant to the ESOP Scheme. For details, see “*Capital Structure – Employee Stock Option Scheme*” beginning on page 87.

Changes to our Board in the last three years

Details of the changes in our Board in the last three years are set forth below:

Name	Date of Appointment/Change/Cessation	Reason
Gagan Rai	February 17, 2021	Retired as managing director
Suresh Kumar Sethi	February 18, 2021	Appointed as the managing director and chief executive officer
Jagannathan Ravichandran	April 1, 2021	Retired as director
Mukesh Agarwal	May 7, 2021	Appointed as an additional director (Non-Executive) as a nominee of NSEIL
Mukesh Agarwal	September 23, 2021	Regularised appointment as non-executive director as a nominee of NSEIL
Karan Omprakash Bhagat	September 23, 2021	Re-appointed as non-executive director
Shailesh Sharad Kekre	May 31, 2022	Appointed as an additional director (Independent)
Lloyd Mathias	June 28, 2022	Appointed as an additional director (Independent)
Mukesh Agarwal	September 12, 2022	Re-appointed as a Director (Non-Executive)
Shailesh Sharad Kekre	September 12, 2022	Regularised appointment as Independent Director
Lloyd Mathias	September 12, 2022	Regularised appointment as Independent Director
Nishita Nirmal Mhatre	September 15, 2022	Retired as an Independent Director
Abhaya Prasad Hota	September 16, 2022	Re-appointed as an Independent Director
Dharmishta Narendraprasad Raval	December 31, 2022	Retired as an Independent Director
Preeti Gautam Mehta	February 15, 2023	Appointed as an additional director (Independent)
Aruna Krishnamurthy Rao	March 31, 2023	Appointed as an additional director (Independent)
Preeti Gautam Mehta	September 20, 2023	Regularised appointment as Independent Director
Aruna Krishnamurthy Rao	September 20, 2023	Regularised appointment as Independent Director
Shailesh Vishnubhai Haribhakti	September 24, 2023	Retired as an Independent Director
Shailesh Vishnubhai Haribhakti	September 25, 2023	Appointed as a Director (Non-Executive)

Borrowing Powers of Board

Pursuant to our Articles of Association, and in accordance with the provisions of the Companies Act and the rules made thereunder, our Board is authorised to borrow such monies, which together with the money already borrowed does not exceed the paid-up share capital and free reserves of our Company.

Corporate Governance

The provisions of the SEBI Listing Regulations with respect to corporate governance will be applicable to us immediately upon the listing of our Equity Shares with the Stock Exchange. We are in compliance with the requirements of the applicable regulations, including the SEBI Listing Regulations, the Companies Act and other applicable regulations of SEBI, in respect of corporate governance including in respect of the constitution of the Board and Committees thereof, and formulation and adoption of policies. Our Board has been constituted in compliance with the Companies Act and the SEBI Listing Regulations. As on the date of this Red Herring Prospectus, Board comprises ten Directors including two Executive Directors, and eight Non-Executive Directors, of which five are Independent Directors (including two women Directors).

Committees of the Board

Details of the Committees are set forth below. In addition to the Committees detailed below, our Board of Directors may, from time to time constitute Committees for various functions.

Audit Committee

The members of the Audit Committee are:

1. Abhaya Prasad Hota, Independent Director, *Chairman*;
2. Shailesh Vishnubhai Haribhakti, Non-Executive Director;
3. Shailesh Sharad Kekre, Independent Director;
4. Lloyd Mathias, Independent Director; and
5. Aruna Krishnamurthy Rao, Independent Director.

The Board adopted the scope and function of the Audit Committee in accordance with Section 177 of the Companies Act and Regulation 18 of the Listing Regulations in its meeting held on June 23, 2021. The committee was last reconstituted on August 8, 2023 effective from September 25, 2023. The powers of the Audit Committee include the following:

1. To investigate any activity within its terms of reference;
2. To seek information from any employee of the Company;
3. To obtain outside legal or other professional advice;
4. To secure attendance of outsiders with relevant expertise, if it considers necessary;
5. To approve the disclosure of the Key Performance Indicators to be disclosed in the documents in relation to the initial public offering of the Equity Shares; and
6. Such powers as may be prescribed under the Companies Act, 2013, and the Securities and Exchange Board of India (Listing Obligations and Disclosure Requirements) Regulations, 2015, as amended.

Terms of reference of the Audit Committee include the following:

1. Oversight of the Company's financial reporting process and the disclosure of its financial information to ensure that the financial statement is correct, sufficient and credible;
2. Recommendation for appointment, replacement, reappointment, remuneration and terms of appointment of auditors of the Company;
3. Approval of payment to statutory auditors for any other services rendered by the statutory auditors;
4. Reviewing, with the management, the annual financial statements and auditor's report thereon before submission to the Board for approval, with particular reference to:
 - Matters required to be included in the director's responsibility statement to be included in the Board's report, in terms of the Companies Act, 2013, as amended;
 - Changes, if any, in accounting policies and practices and reasons for the same;
 - Major accounting entries involving estimates based on the exercise of judgment by management;
 - Significant adjustments made in the financial statements arising out of audit findings;
 - Compliance with listing and other legal requirements relating to financial statements;
 - Disclosure of any related party transactions; and
 - Qualifications and modified opinion(s) in the draft audit report;
5. Reviewing, with the management, the quarterly financial statements before submission to the Board for approval;
6. Examination of the financial statement and auditor's report thereon;
7. Monitoring the end use of funds raised through public offers and related matters;
8. Reviewing, with the management, the statement of uses/application of funds raised through an issue (public issue, rights issue, preferential issue, etc.), the statement of funds utilized for purposes other than those stated in the issue document/prospectus/notice and the report submitted by the monitoring agency monitoring the utilisation of proceeds of a public issue or rights issue or preferential issue or qualified institutions placement, and making appropriate recommendations to the Board to take up steps in this matter;

9. Reviewing and monitoring the auditor's independence and performance, and effectiveness of audit process;
10. Approval or any subsequent modification of transactions of the Company with related parties;
11. Scrutiny of inter-corporate loans and investments;
12. Valuation of undertakings or assets of the Company, wherever it is necessary;
13. Evaluation of internal financial controls and risk management systems;
14. Reviewing, with the management, performance of statutory and internal auditors, adequacy of the internal control systems;
15. Reviewing the adequacy of internal audit function, if any, including the structure of the internal audit department, staffing and seniority of the official heading the department, reporting structure coverage and frequency of internal audit;
16. Discussion with internal auditors of any significant findings and follow up thereon;
17. Consider and comment on rationale, cost-benefits and impact of schemes involving merger, demerger, amalgamation etc., on Company and its shareholders;
18. Reviewing the findings of any internal investigations by the internal auditors into matters where there is suspected fraud or irregularity or a failure of internal control systems of a material nature and reporting the matter to the Board;
19. Discussion with statutory auditors, internal auditors, secretarial auditors and cost auditors before the audit commences, about the nature and scope of audit as well as post-audit discussion to ascertain any area of concern;
20. To look into the reasons for substantial defaults in the payment to the depositors, debenture holders, shareholders (in case of non-payment of declared dividends) and creditors;
21. To review the functioning of the vigil / whistle blower mechanism implemented by the Company;
22. Approval of appointment of chief financial officer after assessing the qualifications, experience and background, etc. of the candidate;
23. Reviewing the utilization of loan and/or advances from investment by the holding company in the subsidiary exceeding ₹100 crore or 10% of the asset size of the subsidiary, whichever is lower including existing loans / advances / investments;
24. Consider and comment on rationale, cost-benefits and impact of schemes involving merger, demerger, amalgamation etc., on the listed entity and its shareholders;
25. Identification of list of key performance indicators and related disclosures in accordance with the Securities and Exchange Board of India (Issue of Capital and Disclosure Requirements) Regulations, 2018, as amended, for the purpose of the Company's proposed initial public offering;
26. Carrying out any other function as may be required / mandated by the Board from time to time and/ or mandated as per the provisions of the Companies Act, 2013, Securities and Exchange Board of India (Listing Obligations and Disclosure Requirements) Regulations, 2015, the listing agreements to be entered into between the Company and the respective stock exchanges on which the equity shares of the Company are proposed to be listed and/or any other applicable laws; and
27. Performing such other functions as may be necessary or appropriate for the performance of its duties.

The Audit Committee shall mandatorily review the following information:

1. management discussion and analysis of financial condition and results of operations;
2. management letters / letters of internal control weaknesses issued by the statutory auditors;
3. internal audit reports relating to internal control weaknesses;
4. the appointment, removal and terms of remuneration of the internal auditor shall be subject to review by the Audit Committee; and
5. statement of deviations as and when becomes applicable:
 - quarterly statement of deviation(s) submitted to stock exchange(s) in terms of Regulation 32(1) of Securities and Exchange Board of India (Listing Obligations and Disclosure Requirements) Regulations, 2015

- annual statement of funds utilized for purposes other than those stated in the offer document/prospectus/notice in terms of Securities and Exchange Board of India (Listing Obligations and Disclosure Requirements) Regulations, 2015.
6. Such information as may be prescribed under the Companies Act and the SEBI (Listing Obligations and Disclosure Requirements) Regulations, 2015.

Risk Management Committee

The members of the Risk Management Committee are:

1. Shailesh Vishnubhai Haribhakti, Non-Executive Director, *Chairman*;
2. Abhaya Prasad Hota, Independent Director;
3. Mukesh Agarwal, Non-Executive Director; and
4. Jayesh Waman Sule, Whole-time Director and Chief Operating Officer.

The Board adopted the scope and function of the Risk Management Committee in accordance with Regulation 21 of the Listing Regulations on June 23, 2021. The committee was last reconstituted on February 15, 2023. The terms of reference of the Risk Management Committee include the following:

1. To review and assess the effectiveness of the company's enterprise-wide risk assessment processes and recommend improvements, where appropriate;
2. To evaluate significant risk exposure of the Company;
3. To discuss with the board of directors, the Company's major risk exposures and review the steps which management has taken to monitor and control such exposures, including the company's risk assessment and risk management policies;
4. To keep the board of directors informed about the nature and content of its discussions, recommendations and actions to be taken;
5. To communicate formally and informally with the management team regarding risk management, risk governance and oversight;
6. To seek information from any employee, obtain outside legal or other professional advice and secure attendance of outsiders with relevant expertise, if it considers necessary;
7. To approve frame, implement, review, and monitor the risk management policy for Company;
8. To monitor and oversee implementation of the risk management policy including evaluating the adequacy of risk management systems;
9. Performing such other activities as may be delegated by the Board and/or are statutorily prescribed under any law to be attended to by the Risk Management Committee;
10. To ensure that appropriate methodology, processes and systems are in place to monitor and evaluate risks associated with the business of the Company;
11. To periodically review the risk management policy, at least once in two years including by considering the changing industry dynamics and evolving complexity;
12. The appointment, removal and terms of remuneration of the Chief Risk Officer, if any, shall be subject to review by the Risk Management Committee;
13. To formulate a detailed risk management policy which shall include:
 - a. A framework for identification of internal and external risks specifically faced by the listed entity, in particular including financial, operational, sectoral, sustainability (particularly, environmental, social and governance related risks), information, cyber security risks or any other risk as may be determined by the and Opportunities Risk Management Committee;
 - b. Measures for risk mitigation including systems and processes for internal control of identified risks; and
 - c. Business continuity plan; and

14. Such other matters as per the discretion of the Committee and/or the Board as may be required from time to time.

Nomination and Remuneration Committee

The members of the Nomination and Remuneration Committee are:

1. Abhaya Prasad Hota, Independent Director, *Chairperson*;
2. Shailesh Sharad Kekre, Independent Director;
3. Mukesh Agarwal, Non-Executive Director; and
4. Lloyd Mathias, Independent Director.

The Board adopted the scope and function of the Nomination and Remuneration Committee in accordance with Section 178 of the Companies Act and Regulation 19 of the Listing Regulations in its meeting on June 23, 2021. The Committee was last reconstituted on August 8, 2023 effective from September 25, 2023. The terms of reference of the Nomination and Remuneration Committee include:

1. Formulating the criteria for determining qualifications, positive attributes and independence of a director and recommend to the Board a policy relating to, the remuneration of the directors, key managerial personnel and other employees;
2. The Nomination and Remuneration Committee, while formulating the above policy, should ensure that —
 - i. the level and composition of remuneration be reasonable and sufficient to attract, retain and motivate directors of the quality required to run the Company successfully;
 - ii. relationship of remuneration to performance is clear and meets appropriate performance benchmarks; and
 - iii. remuneration to directors, key managerial personnel and senior management involves a balance between fixed and incentive pay reflecting short and long term performance objectives appropriate to the working of the Company and its goals;
3. Formulating criteria for evaluation of performance of independent directors and the Board;
4. Devising a policy on diversity of the Board;
5. Identifying persons who are qualified to become directors and who may be appointed in senior management in accordance with the criteria laid down, and recommend to the Board their appointment and removal;
6. Extending or continuing the term of appointment of the independent director, on the basis of the report of performance evaluation of independent directors;
7. Recommending to the Board, all remuneration, in whatever form, payable to senior management;
8. Administering, monitoring and formulating detailed terms and conditions of the Company's employee stock option plans;
9. Undertaking and recommending to the Board re-structuring plan for the Company;
10. Reviewing human resources and people strategy and its alignment with the business strategy, periodically or whenever a change is made to either;
11. Reviewing the efficacy of human resources practices including those for leadership development, rewards and recognition, talent management and succession planning (specifically for the Board, key managerial personnel and the executive team);
12. Analysing, monitoring and reviewing various human resource and compensation matters;
13. Determining the Company's policy on specific remuneration packages for executive directors including pension rights and any compensation payment, and determining remuneration packages of such directors;
14. Determining compensation levels payable to the senior management personnel and other staff (as deemed necessary), which shall be market-related, usually consisting of a fixed and variable component;
15. Determining whether to extend or continue the term of appointment of the independent director, on the basis of the report of performance evaluation of independent directors;
16. Framing suitable policies and systems to ensure that there is no violation, as amended from time to time, of any securities

laws or any other applicable laws in India or overseas, including:

- a) The Securities and Exchange Board of India (Prohibition of Insider Trading) Regulations, 2015; and
 - b) The Securities and Exchange Board of India (Prohibition of Fraudulent and Unfair Trade Practices relating to the Securities Market) Regulations, 2003.
17. Carrying out any other function as may be required / mandated by the Board from time to time and/ or mandated as per the provisions of the Companies Act, 2013, Securities and Exchange Board of India (Listing Obligations and Disclosure Requirements) Regulations, 2015, the listing agreements to be entered into between the Company and the respective stock exchanges on which the equity shares of the Company are proposed to be listed and/or any other applicable laws;
 18. Performing such other functions as may be necessary or appropriate for the performance of its duties; and
 19. For every appointment of an independent director, the Nomination and Remuneration Committee shall evaluate the balance of skills, knowledge and experience on the Board and on the basis of such evaluation, prepare a description of the role and capabilities required of an independent director. The person recommended to the Board for appointment as an independent director shall have the capabilities identified in such description. For the purpose of identifying suitable candidates, the Committee may: a. use the services of an external agencies, if required; b. consider candidates from a wide range of backgrounds, having due regard to diversity; and c. consider the time commitments of the candidates.

Stakeholders' Relationship Committee

The members of the Stakeholders' Relationship Committee are:

1. Lloyd Mathias; Independent Director, *Chairperson*;
2. Mukesh Agarwal, Non-Executive Director; and
3. Jayesh Waman Sule, Whole-time Director and Chief Operating Officer.

The Stakeholders' Relationship Committee was constituted by our Board at their meeting held on June 23, 2021. The scope and function of the Stakeholders' Relationship Committee is in accordance with Section 178 of the Companies Act and Regulation 20 of the Listing Regulations. The Committee was last reconstituted on September 28, 2022. The terms of reference of the Stakeholders' Relationship Committee are as follows:

1. To resolve the grievances of the security holders of the Company including complaints related to transfer/transmission of shares, non-receipt of annual report, non-receipt of declared dividends, issue of new/duplicate certificates, general meetings etc. and assisting with quarterly reporting of such complaints;
2. To review of measures taken for effective exercise of voting rights by shareholders;
3. To review of adherence to the service standards adopted by the Company in respect of various services being rendered by the Registrar & Share Transfer Agent;
4. To review of the various measures and initiatives taken by the Company for reducing the quantum of unclaimed dividends and ensuring timely receipt of dividend warrants/annual reports/statutory notices by the shareholders of the Company;
5. Formulation of procedures in line with the statutory guidelines to ensure speedy disposal of various requests received from shareholders from time to time;
6. To redress of shareholders' and investors' complaints/grievances such as transfer of shares, non-receipt of balance sheet, non-receipt of declared dividend etc;
7. To approve, register, refuse to register transfer or transmission of shares and other securities;
8. To sub-divide, consolidate and or replace any share or other securities certificate(s) of the Company;
9. Allotment and listing of shares, approval of transfer or transmission of shares, debentures or any other securities;
10. To authorise affixation of common seal of the Company;
11. To issue duplicate share or other security(ies) certificate(s) in lieu of the original share/security(ies) certificate(s) of the Company;
12. To approve the transmission of shares or other securities arising as a result of death of the sole/any joint shareholder;

13. To dematerialize or rematerialize the issued shares;
14. To ensure proper and timely attendance and redressal of investor queries and grievances;
15. Carrying out such other functions as may be specified by the Board from time to time or specified/provided under the Companies Act, 2013, the Securities and Exchange Board of India (Listing Obligations and Disclosure Requirements) Regulations, 2015 or by any other regulatory authority; and
16. Performing such other functions as may be necessary or appropriate for the performance of its duties.

Corporate Social Responsibility Committee

The members of the Corporate Social Responsibility Committee are:

1. Preeti Gautam Mehta, Independent Director, *Chairperson*;
2. Suresh Kumar Sethi, Managing Director and Chief Executive Officer; and
3. Lloyd Mathias, Independent Director.

The Board adopted the scope and function of the Corporate Social Responsibility Committee in accordance with Section 135 of the Companies Act in its meeting on June 23, 2021. The committee was last reconstituted on February 15, 2023. The terms of reference of the Corporate Social Responsibility Committee of our Company include the following:

1. To formulate and recommend to the Board, a Corporate Social Responsibility Policy which shall indicate the activities to be undertaken by the company as specified in Schedule VII, of the Companies Act, 2013. The activities should be within the list of permitted activities specified in the Companies Act, 2013 and the rules thereunder;
2. Recommend the amount of expenditure to be incurred, amount to be at least 2% of the average net profit of the Company in the three immediately preceding financial years or where the Company has not completed the period of three financial years since its incorporation, during such immediately preceding financial years;
3. Monitor the CSR Policy of the company from time to time and issue necessary directions as required for proper implementation and timely completion of the corporate social responsibility programmes;
4. Institute a transparent monitoring mechanism for implementation of the corporate social responsibility projects or programs or activities undertaken by the Company;
5. Identify corporate social responsibility policy partners and CSR policy programmes;
6. Ensure that the administrative overheads shall not exceed 5% of total CSR expenditure of the Company for a particular financial year;
7. Identify and appointing the corporate social responsibility team of the Company including corporate social responsibility manager, wherever required; and
8. Perform such other duties and functions as the Board may require the corporate social responsibility committee to undertake to promote the Corporate Social Responsibility activities of the Company.

Other committees of our Company

IPO Committee

The members of the IPO Committee are:

1. Shailesh Vishnubhai Haribhakti, Non-Executive Director, *Chairperson*;
2. Karan Omprakash Bhagat, Non-Executive Director; and
3. Mukesh Agarwal, Non-Executive Director.

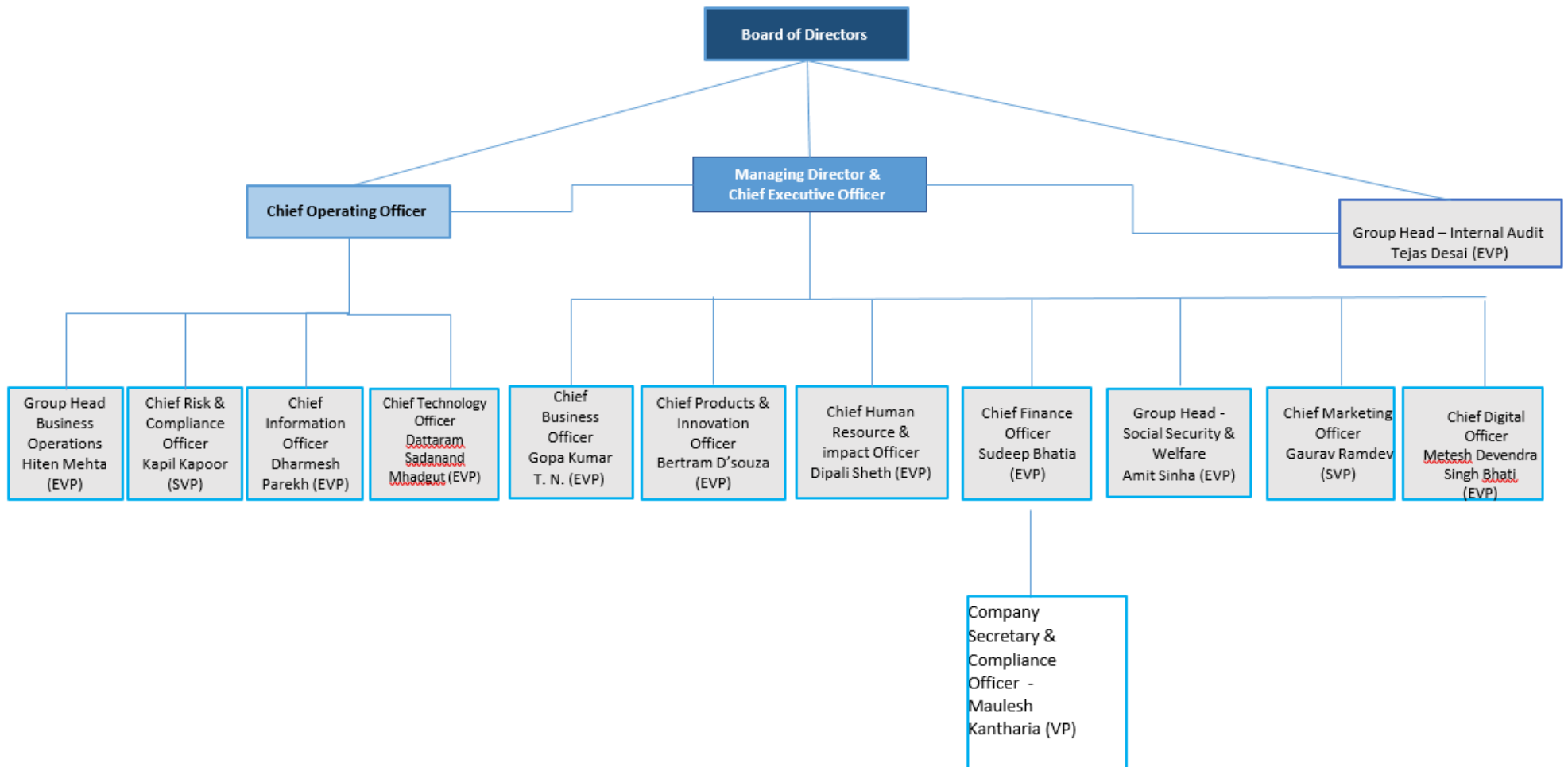
The terms of reference of the IPO Committee, adopted pursuant to a resolution of the Board of Directors dated March 23, 2021 authorise it to, *inter alia*:

- a) make applications, seeking clarifications, obtain approvals and seek exemptions from, where necessary, the RBI, the SEBI, the RoC and any other governmental or statutory authorities in connection with the Offer and accept on behalf of the Board such conditions and modifications as may be prescribed or imposed by any of them while granting such

approvals, permissions and sanctions as may be required and wherever necessary, incorporate such modifications/amendments as may be required in the Draft Red Herring Prospectus, the Red Herring Prospectus and the Prospectus, as applicable;

- b) appointing, in consultation with the BRLMs, the registrar and other intermediaries to the Offer, in accordance with the provisions of the SEBI ICDR Regulations and other applicable laws including legal counsels, banks or agencies concerned and entering into any agreements or other instruments for such purpose, to remunerate all such intermediaries/agencies including the payments of commissions, brokerages, etc. and to terminate any agreements or arrangements with such intermediaries/ agents;
- c) decide in consultation with the BRLMs on the size, timing, pricing, discount, reservation and all the terms and conditions of the Offer, including the price band (including the issue price for anchor investors), bid period, offer price, and to do all such acts and things as may be necessary and expedient for, and incidental and ancillary to the Offer including to make any amendments, modifications, variations or alterations thereto;
- d) take all actions as may be necessary and authorized in connection with the Offer for Sale and to approve and take on record the transfer of Equity Shares in the Offer for Sale, extending the Bid/Offer period, revision of the Price Band, allow revision of the Offer for Sale portion in case any Selling Shareholder decides to revise it, in accordance with applicable laws;
- e) settle all questions, difficulties or doubts that may arise in regard to the Offer, including such issues or allotment and matters incidental thereto as it may deem fit and to delegate such of its powers as may be deemed necessary and permissible under applicable laws to the officials of the Company;
- f) negotiate, finalize, settle, execute and deliver any and all other documents or instruments and to do or cause to be done any and all acts or things as the IPO Committee may deem necessary, appropriate or advisable in order to carry out the purposes and intent of this resolution or in connection with the Offer and any documents or instruments so executed and delivered or acts and things done or caused to be done by the IPO Committee shall be conclusive evidence of the authority of the IPO Committee in so doing;
- g) To make applications, seek clarifications, obtain approvals and seek exemptions from, where necessary, SEBI, the RoC and any other governmental or statutory authorities as may be required in connection with the Offer and accept on behalf of the Company such conditions and modifications as may be prescribed or imposed by any of them while granting such approvals, permissions and sanctions as may be required and wherever necessary, incorporate such modifications / amendments as may be required in the draft red herring prospectus, the red herring prospectus and the Prospectus as applicable;
- h) To seek, if required, the consent and/or waiver of the lenders of the Company, customers, suppliers parties with whom the Company has entered into various commercial and other agreements, all concerned government and regulatory authorities in India or outside India, and any other consents and/or waivers that may be required in relation to the Offer or any actions connected therewith; and
- i) To authorize and approve incurring of expenditure and payment of fees, commissions, brokerage, remuneration and reimbursement of expenses in connection with the Offer.

Management Organisation Chart



Key Managerial Personnel

The details of the Key Managerial Personnel of our Company are as follows:

Suresh Kumar Sethi is the Managing Director and the Chief Executive Officer of our Company. For further details see “– *Brief Biographies of Directors*” and “*Terms of appointment of our Executive Directors*” beginning on pages 173 and 175, respectively.

Jayesh Waman Sule is a Whole-time Director and Chief Operating Officer of our Company. For further details see “– *Brief Biographies of Directors*” and “*Terms of appointment of our Executive Directors*” beginning on pages 173 and 175, respectively.

Sudeep Bhatia is the Chief Financial Officer and executive vice president of our Company. He has passed the final examination conducted by the Institute of Cost and Works Accountants of India and Uniform CPA Examination. He is a member of the Institute of Chartered Accountants of India. He has over 20 years of experience and was previously associated with Infrastructure Leasing & Financial Services Limited, UL Canada Inc., Genpact India, Citi Financial Consumer Finance India Limited, Tata Capital Limited, Religare Macquire Wealth Management Limited, Macquaire Global Services Private Limited and Electronica Finance Limited. He joined our Company on October 7, 2022 as executive vice president and was promoted to the Chief Financial Officer with effect from January 9, 2023. He was paid an aggregate compensation of ₹4.72 million in Financial Year 2023.

Maulesh Kantharia is the Company Secretary and Compliance Officer and vice president of our Company. He holds a bachelor’s degree in commerce from Gujarat University. He has cleared the final examination conducted by the Institute of Company Secretaries of India and the Institute of Chartered Accountants of India. He has over 20 years of experience and was previously associated with Indian Institute of Management, Ahmedabad, Faering Capital Private Limited, HSBC Private Equity Advisors (India) Private Limited, CFC India Services Private Limited, Axis Private Equity Limited, Jefferies India Private Limited and National Securities Depository Limited. He joined our Company on August 2, 2017 as an Assistant Vice President. He was paid an aggregate compensation of ₹3.96 million in the Financial Year 2023.

Senior Management

Tejas Desai is the executive vice president and group head – internal audit of our Company. He has passed the final examination conducted by the Institute of Chartered Accountants of India. He previously worked for Ketan C. Sheth and has over 27 years of experience in financial services. He joined our Company on January 20, 1997 as an Assistant Manager and was promoted to Executive Vice President with effect from October 1, 2017. He was paid an aggregate compensation of ₹10.39 million in Financial Year 2023.

Gopa Kumar T.N. is the executive vice president (chief business officer) of our Company. He holds a bachelor’s degree in science from Gandhiji University and post graduate diploma in personnel management from Lal Bahadur Shastri Institute of Management and Development Studies. He holds a diploma in personnel management in Tata Institute of Social Sciences. He has over 27 years of experience in business administration. He was previously associated with NIIT Limited, Aqua Faucets Private Limited and Graphic Designers & Creative Consultants. He joined our Company on October 7, 1996 as an officer and was promoted to Executive Vice President with effect from December 1, 2020. He was paid an aggregate compensation of ₹9.95 million in the Financial Year 2023.

Dharmesh Parekh is the executive vice president (chief information officer) of our Company. He holds a bachelor’s degree in engineering in electronics engineering from University of Bombay and completed post graduate program in artificial intelligence and machine learning from Great Lakes Executive Learning. He has over 24 years of experience in information technology. He joined our Company on November 25, 1996 as Assistant Manager and was promoted to Executive Vice President with effect from October 1, 2017. He was paid an aggregate compensation of ₹11.65 million in the Financial Year 2023.

Amit Sinha is the executive vice president (group head of social security and welfare) of our Company. He holds a bachelor’s degree in science from Bhagalpur University and a master’s of business administration from Amravati University. He was previously associated with Stock Holding Corporation of India Limited and has over 27 years of experience in business administration. He joined our Company on March 1, 1997 as a Manager and was promoted to Executive Vice President with effect from October 3, 2008. He was paid an aggregate compensation of ₹14.64 million in the Financial Year 2023.

Bertram D’Souza is the executive vice president (chief product & innovation officer) of our Company. He holds diploma in computer technology by Board of Technical Examinations, Maharashtra State and has completed online programme on building digital partnerships and ecosystems from INSEAD. He was previously associated with IntrasoftTech India Limited, Atom Technologies Limited, Venture Infotek Global Private Limited, Tata Communications Payment Solutions Limited, Vodafone Mpesa Limited and Kotak Mahindra Bank Limited and has over 17 years of experience. He joined our Company on February 10, 2022. He was paid an aggregate compensation of ₹9.45 million in the Financial Year 2023.

Dipali Sheth is the executive vice president (chief human resource officer) of our Company. She holds a bachelor’s degree of

arts (honours course) from University of Delhi. She was previously associated with Proctor & Gamble Distribution Company Limited, Standard Chartered Bank and RBS Business Services Private Limited. She joined our Company on July 4, 2022 as Executive Vice President (chief human resource officer). She was paid an aggregate compensation of ₹6.70 million in the Financial Year 2023.

Dattaram Sadanand Mhadgut is the executive vice president (chief technology officer) of our Company. He holds a bachelor's degree in engineering in computer engineering from University of Mumbai. He has over 24 years of experience in software engineering. He joined our Company on April 1, 1997 as an Officer and was promoted to Senior Vice President with effect from October 1, 2017. He was paid an aggregate compensation of ₹9.41 million in the Financial Year 2023.

Hiten Mehta is the executive vice president (group head – business operations) of our Company. He is a member of the Institute of Chartered Accountants of India. He has over 21 years of experience in financial services. He joined our Company on June 12, 2000 as an Assistant Manager and was promoted to Senior Vice President with effect from October 1, 2013. He was paid an aggregate compensation of ₹8.66 million in the Financial Year 2023.

Kapil Kapoor is the senior vice president (chief risk and compliance officer) of our Company. He holds a master's degree in business administration from University of Pune. He has over 25 years of experience in the financial and technological services. He joined our Company on June 24, 1996 as an Officer and was promoted to Vice President with effect from August 1, 2011. He was paid an aggregate compensation of ₹7.36 million in the Financial Year 2023.

Metesh Devendra Singh Bhati is the executive vice president (chief digital officer) of our Company. He holds bachelor's degree of engineering (electronics and telecommunication engineering) from University of Mumbai and master's degree of science (telecommunication networks) from Polytechnic Institute of New York University. He was previously associated with DSP Investment Managers Private Limited, Investors India Technologies Private Limited (subsidiary of Bajaj Capital Limited) and HDFC Bank Limited. He joined our Company on November 22, 2022. He was paid an aggregate compensation of ₹4.52 million in the Financial Year 2023.

Gaurav Ramdev is the senior vice president (chief marketing officer) of our Company. He holds a bachelor's degree in technology (Electronics & Communication Engineering) from the Guru Gobind Singh Indraprastha University and master's degree in business administration from Symbiosis International University, Pune. He was previously associated with Britannia Industries Limited, Coco-Cola India Private Limited and RazorpayX Private Limited. He joined our Company on June 1, 2023. He was not paid any compensation in Financial Year 2023.

Status of Key Managerial Personnel and Senior Management

All our Key Managerial Personnel and Senior Management are permanent employees of our Company. The attrition rate of our Company is not high as compared to the industry. For more information, please see “*Risk Factors – 31. We depend on the continued service of our employees, and our business and growth prospects may be disrupted if we lose our employees' services or if employee costs increase.*” beginning on page 41.

Arrangement or understanding with major Shareholders, Customers, Suppliers or Others

There is no arrangement or understanding with the major Shareholders, customers, suppliers or others, pursuant to which any of our Key Managerial Personnel or Senior Management have been appointed.

Shareholding of Key Managerial Personnel and Senior Management

Except as disclosed below, none of our Key Managerial Personnel and Senior Management hold any Equity Shares in our Company.

S. No.	Name	No. of Equity Shares	Percentage of the pre-Offer Equity Share Capital (%)	Total holding including Equity Shares, vested and unvested stock options
Key Managerial Personnel				
1.	Suresh Kumar Sethi	78,220	Negligible	150,273
2.	Jayesh Waman Sule	41,097	Negligible	117,981
3.	Sudeep Bhatia	Nil	Negligible	23,169
4.	Maulesh Kantharia	4,000	Negligible	8,861
Senior Management				
1.	Amit Sinha	15,834	Negligible	29,009
2.	Dharmesh Parekh	12,798	Negligible	19,727
3.	Tejas Desai	12,378	Negligible	17,286
4.	Gopa Kumar TN	11,428	Negligible	23,475
5.	Hiten Mehta	11,225	Negligible	21,900
6.	Dattaram Sadanand Mhadgut	9,342	Negligible	14,517
7.	Kapil Kapoor	6,573	Negligible	19,611
8.	Bertram D'Souza	Nil	Negligible	22,282

9.	Dipali Sheth	Nil	Negligible	21,521
10.	Gaurav Ramdev	Nil	Negligible	8,746
11.	Metesh Devendra Singh Bhati	Nil	Negligible	14,194

Relationship between our Key Managerial Personnel or Senior Management

None of the Key Managerial Personnel or Senior Management are either related to each other.

Interests of Key Managerial Personnel and Senior Management

Our Key Managerial Personnel and Senior Management do not have any interest in our Company other than to the extent of the remuneration or benefits to which they are entitled as per their terms of appointment and reimbursement of expenses incurred by them during the ordinary course of business. Some of our Key Managerial Personnel and Senior Management may also be deemed to be interested to the extent of any dividend payable to them and other distributions in respect of Equity Shares held in our Company or equity shares held in our Subsidiaries, if any. Some of our KMPs and SMPs, holds equity shares in the Company. For details, refer to “*Our Management - Shareholding of Key Managerial Personnel and Senior Management*”. Further, some of our Key Managerial Personnel and Senior Management currently hold and may in the future hold positions in our Company or in our Subsidiaries, and in consideration for these services, they are paid managerial remuneration in accordance with the provisions of applicable law. Some of our Directors are also entitled to employee stock options under the ESOP Scheme. For further details, refer to “*Our Management – Shareholding of Key Managerial Personnel and Senior Management in our Company*” beginning on page 189.

Changes in the Key Managerial Personnel and Senior Management

The changes in the Key Managerial Personnel and Senior Management in the last three years are as follows:

Name	Designation	Date of change	Reason for change
Gopa Kumar T.N.	Executive Vice President	October 1, 2020	Promotion
Suresh Kumar Sethi	Managing Director and Chief Executive Officer	February 18, 2021	Appointment
Kapil Kapoor	Senior Vice President	October 1, 2021	Promotion
Bertram D’Souza	Executive Vice President	February 10, 2022	Appointment
Devendra Tanaji Rane	Vice President	March 28, 2022	Resignation
Prasenjit Mukherjee	Vice President	March 28, 2022	Resignation
Dipali Sheth	Executive Vice President	July 4, 2022	Appointment
Vivek Acharya	Vice President	September 30, 2022	Retirement
Metesh Devendra Singh Bhati	Senior Vice President	November 22, 2022	Appointment
Sudeep Bhatia	Chief Financial Officer	January 9, 2023	Appointment
Tejas Desai	Executive Vice President	January 9, 2023	Re-designation
Gaurav Ramdev	Senior Vice President	June 1, 2023	Appointment
Milind Mungale	Executive Vice President	June 16, 2023	Resignation
Ashwini Naigaonkar	Senior Vice President	June 8, 2022	Ceased to be a Senior Management under SEBI ICDR Regulations
Ankush Kishore Deshpande	Senior Vice President	June 8, 2022	Ceased to be a Senior Management under the SEBI ICDR Regulations
Kishore D. Sudra	Vice President	June 8, 2022	Ceased to be a Senior Management under SEBI ICDR Regulations
Nitin Joshi	Vice President	June 8, 2022	Ceased to be a Senior Management under SEBI ICDR Regulations

Service Contracts with Key Managerial Personnel and Senior Management

Our Key Managerial Personnel and Senior Management have not entered into any service contracts with our Company.

Payment or benefit to Key Managerial Personnel and Senior Management

Except statutory entitlements for benefits upon termination of their employment in our Company or retirement, no officer of our Company, including our Directors, Key Managerial Personnel and Senior Management are entitled to any benefits upon retirement or termination of employment under any service contract entered into with our Company.

Except as stated otherwise in this Red Herring Prospectus and any statutory payments made by our Company, no amount or benefit has been paid or given, in the two years preceding the date of this Red Herring Prospectus, or is intended to be paid or given to any of our Company’s officers except remuneration for services rendered as Directors, officers or employees of our

Company.

Bonus or profit sharing plans of the Key Managerial Personnel and Senior Management

None of our Key Managerial Personnel or Senior Management are party to any bonus or profit sharing plan of our Company, other than the short term and long term incentive plans given to them.

Contingent and deferred compensation payable to Key Managerial Personnel and Senior Management

Except employee stock options granted pursuant to the ESOP Scheme, there is no contingent or deferred compensation payable to Key Managerial Personnel or Senior Management , which does not form part of their remuneration.

Employees Stock Options

For details of the ESOP Scheme, see “*Capital Structure – Employee Stock Option Scheme*” beginning on page 87.

OUR PRINCIPAL SHAREHOLDERS

Our Company is a professionally managed company and does not have any identifiable promoter in terms of the SEBI ICDR Regulations and the Companies Act. Consequently, there are no members forming part of the ‘promoter group’ in terms of the SEBI ICDR Regulations.

Principal Shareholders

Shareholders who control 15% or more of the voting rights in our Company

As on the date of this Red Herring Prospectus, except for NSEIL, which holds 24.77% of the paid-up pre-Offer Equity Share capital of our Company, no shareholder controls 15% or more of the voting rights in our Company. Further, 360 One Special Opportunities Fund (*formerly known as IIFL Special Opportunities Fund*), 360 One Special Opportunities Fund – Series 2 (*formerly known as IIFL Special Opportunities Fund - Series 2*), 360 One Special Opportunities Fund – Series 3 (*formerly known as IIFL Special Opportunities Fund - Series 3*), 360 One Special Opportunities Fund – Series 4 (*formerly known as IIFL Special Opportunities Fund - Series 4*), 360 One Special Opportunities Fund – Series 5 (*formerly known as IIFL Special Opportunities Fund - Series 5*), 360 One Special Opportunities Fund – Series 6 (*formerly known as IIFL Special Opportunities Fund - Series 6*) and 360 One Special Opportunities Fund – Series 7 (*formerly known as IIFL Special Opportunities Fund - Series 7*) collectively hold 29.67% of the paid-up pre-Offer Equity Share capital of our Company. For further details, see “*Capital Structure*” beginning on page 72. Post the Offer, no shareholder will hold more than 25.00% of the post-Offer Equity Share capital of the Company.

NSEIL and the 360 One Special Opportunities Fund (*formerly known as IIFL Special Opportunities Fund*) are also participating in the Offer for Sale. For further details, see “*The Offer*” beginning on page 57.

OUR GROUP COMPANY

In terms of the SEBI ICDR Regulations and pursuant to the resolution passed by our Board at its meeting held on August 17, 2021, group companies of our Company shall include (i) companies (other than the Subsidiaries of the Company) with which there were related party transactions as per the Restated Consolidated Financial Information; and (ii) any other company that are considered material by the Board (“**Materiality Policy**”), shall be considered as the group companies.

Based on the Materiality Policy, our Group Company is NSE Investments Limited (“**NSEIL**”). The registered office of NSEIL is situated at Exchange Plaza, Plot C-1, Block G Bandra- Kurla Complex, Bandra (East), Mumbai 400 051, India.

In accordance with the SEBI ICDR Regulations certain financial information with respect to (i) reserves (excluding revaluation reserves); (ii) sales; (iii) profit after tax; (iv) earnings per share; (v) diluted earnings per share; and (vi) net asset value, derived from the audited financial statements of our Group Company for the previous three financial years, are available at its website at <https://www.nseindia.com/nse-investments/financial-information-disclosures>.

Our Company is providing the link to such website solely to comply with the requirements specified under the SEBI ICDR Regulations.

Interest of Group Company in our Company

(a) ***Business interests***

Our Group Company is not interested in the promotion or any business interest or other interests in our Company, except as disclosed in “*Related Party Transactions*” beginning on page 265.

(b) ***In the properties acquired by our Company in the past three years preceding the filing of this Red Herring Prospectus with SEBI or proposed to be acquired***

Our Group Company is not interested in the properties acquired by our Company in the three years preceding the filing of this Red Herring Prospectus with SEBI or proposed to be acquired by our Company.

(c) ***In transactions for acquisition of land, construction of building and supply of machinery***

Our Group Company is not interested in any transactions for the acquisition of land, construction of building or supply of machinery.

Common Pursuits amongst the Group Company with our Company/Subsidiaries

There are no common pursuits between our Group Company and our Company/Subsidiaries.

Related business transactions with our Group Company/Subsidiaries and significance on the financial performance of our Company

For details of related party transactions between our Company, our Subsidiaries and our Group Company, see “*Related Party Transactions*” beginning on page 265.

Litigation

Our Group Company is not party to any pending litigations which will have a material impact on our Company.

DIVIDEND POLICY

The declaration and payment of dividends is recommended by the Board of Directors and approved by the Shareholders, at their discretion, subject to the provisions of the Articles of Association and the applicable law, including the Companies Act.

The dividend policy of our Company was adopted and approved by our Board in their meeting held on March 23, 2021 (“**Dividend Policy**”). In terms of the Dividend Policy, the dividend, if any, will depend on a number of internal and external factors, which, *inter alia*, include (i) profits earned by our Company during the year, (ii) present and future capital requirements of the existing business of our Company, (iii) new project plans to be implemented by our Company; (iv) expansion and modernisation of the existing business of our Company, (v) fresh investments into external businesses, major repairs and maintenance, contingency or any similar fund. As per the Dividend Policy, our Board may (i) declare interim dividends during the year, and (ii) declare dividend, *inter alia*, out of the profits of our Company for a specific year, after providing for depreciation or can be declared out of the profits of our Company for any previous financial year etc.

Equity Shares

The details of dividend on Equity Shares declared and paid by our Company in the last three Financial Year, until October 5, 2023 are given below:

(in ₹ million, except share data)

Particulars ⁽¹⁾	From April 1, 2023 till October 5, 2023 ⁽²⁾	For the Fiscal ended		
		March 31, 2023 ⁽³⁾	March 31, 2022	March 31, 2021
No. of Equity Shares of face value of ₹10	40,446,732	40,421,394	40,384,076	40,139,462
Eligible no. of Equity Shares of face value of ₹10 each for a special dividend	Nil	Nil	Nil	40,139,462
Eligible no. of Equity Shares of face value of ₹10 each for a final dividend	40,446,732	40,446,732	40,384,076	40,267,130
Face value of Equity Shares (₹ per share)	10	10	10	10
Special dividend (₹ in million)	Nil	Nil	Nil	1,404.88
Dividend / Final dividend (₹ in million)	Nil	404.47	403.84	362.40
Dividend distribution tax (₹ in million)	NA	NA	NA	Nil
Special Dividend per share (₹)	NA	NA	NA	35.00
Special Dividend rate (%)	NA	NA	NA	350
Dividend / Final dividend per share (₹)	NA	10.00	10.00	9.00
Dividend / Final dividend rate (%)	NA	100	100	90

(1) As certified by M/s S D T & Co, Chartered Accountants, pursuant to their certificate dated October 30, 2023.

(2) As on date our Company has not declared any Dividends for the period April 1, 2023 to October 3, 2023 hence it considered as not applicable.

(3) Our Company has considered the date of the Annual General Meeting, which is September 20, 2023, as the record date for the dividend. Consequently, the dividend declared for Fiscal 2023 pertains to 40,446,732 eligible equity shares, as of the record date

The amounts paid as dividends in the past are not necessarily indicative of our dividend policy or dividend amounts, if any, in the future. For details in relation to the risk involved, please see “*Risk Factors - 53. Our ability to pay dividends in the future will depend on our earnings, financial condition, working capital requirements, capital expenditures and restrictive covenants of our financing arrangements.*” beginning on page 48.

SECTION V: FINANCIAL INFORMATION

RESTATED CONSOLIDATED FINANCIAL INFORMATION

(The remainder of this page is intentionally left blank)

Independent Auditor's Examination Report on Restated Consolidated Financial Information

The Board of Directors
Protean eGov Technologies Limited
Times Tower, 1st Floor
Kamala Mills Compound
Lower Parel
Mumbai - 400013

Dear Sirs,

1. We B S R & Associates LLP, Chartered Accountants (“We” or “Us” or “B S R”) have examined, the attached Restated Consolidated Financial Information of Protean eGov Technologies Limited (formerly known as NSDL e-Governance Infrastructure Limited) (the “**Company**” or the “**Issuer**” or “**Holding Company**”) and its Subsidiaries (the Company and its subsidiaries together referred to as the “**Group**”), comprising the Restated Consolidated Balance sheet as at 30 June 2023, 30 June 2022, 31 March 2023, 31 March 2022, and 31 March 2021, the Restated Consolidated Statement of Profit and Loss (including Other Comprehensive Income), the Restated Consolidated Statement of Changes in Equity, the Restated Consolidated Statement of Cash Flows for the period ended 30 June 2023 and 30 June 2022 and the years ended 31 March 2023, 31 March 2022, and 31 March 2021 and the Summary Statement of Significant Accounting Policies, and other explanatory information (collectively, the “**Restated Consolidated Financial Information**” or “**RCFI**”) as approved by the Board of Directors of the Company at their meeting held on 06 October 2023 for the purpose of inclusion in the red herring prospectus (“**RHP**”) and the prospectus (“**Prospectus**”) prepared by the Company in connection with its proposed initial public offer of equity shares (“**IPO**”) prepared in terms of the requirements of:
 - (a) Section 26 of Part I of Chapter III of the Companies Act, 2013 (the “**Act**”);
 - (b) The Securities and Exchange Board of India (Issue of Capital and Disclosure Requirements) Regulations, 2018, as amended (“**ICDR Regulations**”); and
 - (c) The Guidance Note on Reports in Company Prospectuses (Revised 2019) issued by the Institute of Chartered Accountants of India (“**ICAI**”), as amended from time to time (the “**Guidance Note**”).
2. The Company’s Board of Directors is responsible for the preparation of the Restated Consolidated Financial Information for the purpose of inclusion in the RHP and Prospectus to be filed with Securities and Exchange Board of India (“**SEBI**”), the stock exchanges where the equity shares of the Company are proposed to be listed (“**Stock Exchanges**”) and Registrar of Companies, Maharashtra, in connection with the proposed IPO. The Restated Consolidated Financial Information have been prepared by the management of the Company on the basis of preparation stated in note 1.1 of Annexure V to the Restated

B S R & Associates LLP

Consolidated Financial Information. The respective Board of Directors of the companies included in the Group responsibility includes designing, implementing and maintaining adequate internal control relevant to the preparation and presentation of the Restated Consolidated Financial Information. The respective Board of Directors are also responsible for identifying and ensuring that the Group complies with the Act, ICDR Regulations and the Guidance Note.

3. We have examined such Restated Consolidated Financial Information taking into consideration:
 - (a) The terms of reference and terms of our engagement agreed upon with you in accordance with our engagement letter dated 17 July 2023 in connection with the proposed IPO of equity shares of the Company;
 - (b) The Guidance Note. This Guidance Note also requires that we comply with the ethical requirements of the Code of Ethics issued by the ICAI;
 - (c) Concepts of test checks and materiality to obtain reasonable assurance based on verification of evidence supporting the Restated Consolidated Financial Information; and
 - (d) The requirements of Section 26 of the Act and the ICDR Regulations.

Our work was performed solely to assist you in meeting your responsibilities in relation to your compliance with the Act, the ICDR Regulations and the Guidance Note in connection with the IPO.

4. These Restated Consolidated Financial Information have been compiled by the management from:

Audited Consolidated Ind AS financial statements of the Group as at and for the period ended 30 June 2023 and 30 June 2022 and years ended 31 March 2023, 31 March 2022, and 31 March 2021, prepared in accordance with the Indian Accounting Standards (referred to as "Ind AS") as prescribed under the Section 133 of the Act read with Companies (Indian Accounting Standards) Rules 2015, as amended, and other accounting principles generally accepted in India, which have been approved by the Board of Directors at their meeting held on 06 October 2023, 06 October 2023, 19 May 2023, 28 June 2022 and 07 May 2021 respectively.

5. For the purpose of our examination, we have relied on:

Auditor's report issued by us dated on 06 October 2023, 06 October 2023, 19 May 2023, 28 June 2022 and 07 May 2021 on the consolidated financial statements of the Group as at and for the period ended 30 June 2023 and 30 June 2022 and years ended 31 March 2023, 31 March 2022, and 31 March 2021 respectively as referred to in paragraph 4 above.

6. As indicated in our reports referred in paragraph 5 above,
 - a. We did not audit the financial statements of two subsidiaries for the period ended 30 June 2023, 30 June 2022 and year ended 31 March 2023, three subsidiaries for the year ended 31 March 2022 and two subsidiaries for the year ended 31 March 2021 whose share of total assets (before consolidation adjustments), total revenues (before consolidation adjustments) and net cash flows inflows / (outflows) (before consolidation adjustments) for the respective years have been given in the table below. The financial statements of these subsidiaries have been audited by other auditors and whose reports have been furnished to us by the Company's management and our opinion, in so far as it relates to the amounts and disclosures included in the restated

B S R & Associates LLP

consolidated financial information are based solely on the audit reports of the other auditors.

Further, of the three subsidiaries for the year ended 31 March 2022 and of the two subsidiaries for the year ended 31 March 2021, one subsidiary is located outside India whose financial statements have been prepared in accordance with accounting principles generally accepted in that country and which have been audited by other auditor under generally accepted auditing standards applicable in that country. The Holding Company's management has converted the financial statements of this subsidiary located outside India from accounting principles generally accepted in that country to accounting principles generally accepted in India. We have audited these conversion adjustments made by the Holding Company's management.

Our opinion in so far as it relates to the balances and affairs of such subsidiary located outside India is based on the report of other auditor and the conversion adjustments prepared by the management of the Holding Company and audited by us.

(Rs. In Million)

Particulars	For the period ended		For the year ended		
	30 June 2023	30 June 2022	31 March 2023	31 March 2022	31 March 2021
Number of Subsidiaries	2	2	2	3	2
Total Assets	107.85	112.31	109.00	111.95	30.58
Total Revenues	3.34	1.21	10.37	-	-
Total cash inflows/ (outflows)	(17.29)	0.84	(14.26)	79.71	29.44

Details of entities audited by other auditors for the respective period / year

Name of Subsidiaries	Nature of relation	Name of the Auditors	Period/Year of their audit
Protean Account Aggregator Limited (Formerly known as NSDL e-Governance Account Aggregator Limited)	Subsidiary	R M R & Co	30 June 2023, 30 June 2022, 31 March 2023, 31 March 2022, 2 November 2020 to 31 March 2021
NSDL e-Governance (Malaysia) SDN BHD	Subsidiary	Mathew & Partners	31 March 2022, 31 March 2021
Protean Infosec Services Limited	Subsidiary	R M R & Co.	30 June 2023, 30 June 2022, 31 March 2023, 30 September 2021 to 31 March 2022

b. We did not audit :

- the financial statements of two subsidiaries for period ended 30 June 2023 whose financial information reflect total assets (before consolidation adjustments) of Rs. 0.26 million as at 30 June 2023, total revenues (before consolidation adjustments) of Rs. NIL and net cash inflows/(outflows) (before consolidation adjustments) amounting to Rs. (0.28) million for the period ended on that date.

B S R & Associates LLP

- the financial statements of two subsidiaries for period ended 30 June 2022 whose financial information reflect total assets (before consolidation adjustments) of Rs. 0.36 million as at 30 June 2022, total revenues (before consolidation adjustments) of Rs. NIL and net cash inflows/(outflows) (before consolidation adjustments) amounting to Rs. (0.01) million for the period ended on that date.
- the financial statements of two subsidiaries for period ended 31 March 2023 whose financial information reflect total assets (before consolidation adjustments) of Rs. 0.3 million, total revenues (before consolidation adjustments) of Rs. NIL and net cash flows inflows / (outflows) (before consolidation adjustments) amounting to Rs. (0.1) million for the year ended on that date as considered in the consolidated information.
- the financial statements of one subsidiary for the years ended 31 March 2022 and 31 March 2021 whose financial information reflect total assets (before consolidation adjustments) of Rs. Nil, total revenues (before consolidation adjustments) of Rs. Nil and net cash flows inflows / (outflows) (before consolidation adjustments) amounting to Rs. Nil for the years ended on that date as considered in the consolidated information.

These unaudited financial statements have been furnished to us by the management of the Holding Company and our opinion on the consolidated financial statements, in so far as it relates to the amounts and disclosures included in respect of these subsidiaries is based solely on such unaudited financial information. In our opinion and according to the information and explanations given to us by the management, the financial information is not material to the Group.

Details of entities unaudited

Name of Subsidiaries	Nature of relation	Period/year
Protean e-Gov Technologies Australia Pty Ltd	Subsidiary	30 June 2023, 30 June 2022, 31 March 2023, 31 March 2022, 9 December 2020 to 31 March 2021
NSDL e-Governance (Malaysia) SDN BHD	Subsidiary	30 June 2023, 30 June 2022, 31 March 2023

Our opinion on the consolidated Ind AS financial statements is not modified in respect of these matters.

7. Based on our examination and according to the information and explanations given to us, we report that the Restated Consolidated Financial Information:
- i) have been prepared after incorporating adjustments for the changes in accounting policies, and regrouping/reclassifications retrospectively in the period ended 30 June 2022 and years ended 31 March 2023, 31 March 2022 and 31 March 2021 to reflect the same accounting treatment as per the accounting policies and groupings/classifications followed as at and for the period ended 30 June 2023;
 - ii) does not contain any qualifications requiring adjustments; and
 - iii) have been prepared in accordance with the Act, ICDR Regulations and the Guidance Note.
 - iv) do not have any qualification in the Companies (Auditor's Report) Order 2020 and Companies (Auditor's Report) Order, 2016 issued by Central Government of India, in terms of section 143 (11) of the Act, which require any corrective adjustments in the Restated Consolidated Financial Information.
8. The Restated Consolidated Financial Information do not reflect the effects of events that

B S R & Associates LLP

occurred subsequent to the respective dates of the audited consolidated financial statements mentioned in paragraph 4 above.

9. This report should not in any way be construed as a reissuance or re-dating of any of the previous audit reports issued by us, nor should this report be construed as a new opinion on any of the financial statements referred to herein.

The Board of Directors had approved the RCFI of the Group for the period ended 30 June 2023 and comparatives for the period ended 30 June 2022 in their meeting held on 08 August 2023 (referred to as the "Original RCFI") on which we had issued our Examination Report dated 08 August 2023.

The Group has considered the impact of audited interim financial statements of certain subsidiaries on the Original RCFI to give effect to the matter as described in Note 40 to the RCFI which relates to the consolidation of the audited interim financial statements of Protean Account Aggregator Limited (Formerly known as NSDL e-Governance Account Aggregator Limited) and Protean Infosec Services Limited, wholly owned subsidiaries incorporated in India, for the periods ended 30 June 2023 and 30 June 2022. These interim financial statements of the wholly owned subsidiary companies have been audited by other auditor who has issued an unmodified opinion on those interim financial statements dated 04 October 2023.

10. We have no responsibility to update our report for events and circumstances occurring after the date of the report.

Our report is intended solely for the use of the Board of Directors for inclusion in the RHP and the Prospectus to be filed with Securities and Exchange Board of India, Stock Exchanges and Registrar of Companies, Maharashtra, in connection with the IPO. Our report should not be used, referred to or distributed for any other purpose except with our prior consent in writing. Accordingly, we do not accept or assume any liability or any duty of care for any purpose or to any other person to whom this report is shown or into whose hands it may come without our prior consent in writing.

For B S R & Associates LLP

Chartered Accountants

ICAI firm registration number: 116231W/W-100024

Shabbir Readymadewala

Partner

Membership No.: 100060

ICAI UDIN: 23100060BGWOBT9606

Place: Mumbai

Date: 06 October 2023

Appendix I

i. List of subsidiaries of Protean eGov Technologies Limited

Name of Subsidiaries	Nature of relation	Country & Date of incorporation
Protean Account Aggregator Limited (Formerly known as NSDL e-Governance Account Aggregator Limited)	Subsidiary	India (2 November 2020)
Protean e-Gov Technologies Australia Pty Ltd	Subsidiary	Australia (9 December 2020)
NSDL e-Governance (Malaysia) SDN BHD	Subsidiary	Malaysia (26 January 2017)
Protean Infosec Services Limited	Subsidiary	India (30 September 2021)

Protean eGov Technologies Limited
(Formerly known as NSDL e-Governance Infrastructure Limited)
Annexure I - Restated Consolidated Balance Sheet

Currency : (₹ in Million)

Particulars	Note	As at 30.06.2023	As at 30.06.2022	As at 31.03.2023	As at 31.03.2022	As at 31.03.2021
ASSETS						
1 Non-current assets						
a Property, Plant and Equipment	2(a)	511.24	501.18	517.87	506.85	493.87
b Capital work-in-progress	2(b)	-	5.94	-	11.74	13.41
c Right-of-use assets	27	120.88	111.01	79.08	121.81	57.20
d Other Intangible assets	2(a)	85.86	13.98	36.12	16.75	13.30
e Intangible assets under development	2(b)	110.75	81.83	114.27	33.18	0.80
f Financial assets						
i Investments	4	5,229.16	4,527.01	5,234.14	3,082.90	2,736.79
ii Other financial assets	5	245.23	212.60	461.42	175.73	209.06
g Deferred tax assets (net)	6	217.51	199.97	208.33	198.53	91.23
h Income tax assets (net)	6	313.66	278.30	312.73	269.71	277.20
i Other non-current assets	7	4.49	14.32	1.51	48.46	20.59
Total non-current assets		6,838.78	5,946.14	6,965.47	4,465.66	3,913.45
2 Current Assets						
a Financial assets						
i Investments	8	51.00	551.15	51.00	553.36	114.36
ii Trade receivables	9	2,195.66	1,968.54	2,088.62	2,003.98	2,075.60
iii Cash and cash equivalents	10	196.11	774.30	171.41	2,067.20	734.61
iv Bank balances other than iii above	11	1,327.88	102.40	1,203.93	267.81	416.83
v Other financial assets	5	313.82	222.33	244.59	156.00	96.83
b Other current assets	7	415.35	531.03	316.00	367.38	448.23
Total current assets		4,499.82	4,149.75	4,075.55	5,415.73	3,886.46
3 Assets held for sale	3	-	-	-	-	823.94
Total assets		11,338.60	10,095.89	11,041.02	9,881.39	8,623.85
EQUITY AND LIABILITIES						
1 Equity						
a Equity share capital	12	404.21	403.84	404.21	403.84	401.39
b Other equity	13	8,478.67	7,715.73	8,167.15	7,478.05	6,275.05
Equity attributable to owners of the Company		8,882.88	8,119.57	8,571.36	7,881.89	6,676.44
Non-controlling interest	28	(1.93)	(1.88)	(1.93)	(1.88)	(1.85)
Total equity		8,880.95	8,117.69	8,569.43	7,880.01	6,674.59
2 Liabilities						
1 Non-current liabilities						
a Financial Liabilities						
i Lease liabilities	27	65.21	69.53	39.51	79.23	18.66
b Provisions	16	163.26	125.30	154.38	151.80	204.36
c Other non-current liabilities	17	-	17.50	-	13.68	11.22
Total non current liabilities		228.47	212.33	193.89	244.71	234.24
2 Current liabilities						
a Financial liabilities						
i Lease liabilities	27	55.61	38.10	39.72	37.61	43.21
ii Trade payables						
1. Total outstanding dues of micro enterprises and small enterprises	14&32	121.49	22.90	191.92	56.63	167.10
2. Total outstanding dues of creditors other than micro enterprises and small enterprises	14	1,213.77	1,070.75	1,126.40	900.59	821.31
iii Other financial liabilities	15	119.30	151.40	215.11	133.83	152.72
b Other current liabilities	17	618.55	462.16	643.74	536.66	496.85
c Provisions	16	71.30	19.69	60.81	52.13	33.83
d Income tax liabilities (net)	6	29.16	0.87	-	39.22	-
Total current liabilities		2,229.18	1,765.87	2,277.70	1,756.67	1,715.02
Total equity and liabilities		11,338.60	10,095.89	11,041.02	9,881.39	8,623.85

Protean eGov Technologies Limited

(Formerly known as NSDL e-Governance Infrastructure Limited)

Annexure I - Restated Consolidated Balance Sheet (Continued)

Currency : (₹ in Million)

Note

See accompanying notes to the restated consolidated financial information 1 to 40

The above Annexure should be read with the basis of preparation and significant accounting policies appearing in Annexure V, Notes to the Restated Consolidated Financial Information appearing in Annexure VI and Statement of Adjustments to the Restated Consolidated Financial information appearing in Annexure VII.

As per our report of even date attached

For **B S R & Associates LLP**
Chartered Accountants
Firm's Registration No: 116231W/W-100024

For and on behalf of the Board of Directors of
Protean eGov Technologies Limited
(CIN: U72900MH1995PLC095642)

Shabbir Readymadewala
Partner
Membership No. 100060

Shailesh Haribhakti
Chairman
DIN-00007347

Suresh Sethi
Managing Director and CEO
DIN-06426040

Place : Mumbai
Date : October 6, 2023

Jayesh Sule
Whole Time Director
DIN-07432517

Sudeep Bhatia
Chief Financial Officer

Place : Mumbai
Date : October 6, 2023

Maulesh Kantharia
Company Secretary

Protean eGov Technologies Limited

(Formerly known as NSDL e-Governance Infrastructure Limited)

Annexure II - Restated Consolidated Statement of Profit and Loss

Currency : (₹ in Million)

	Note	For the period ended June 30, 2023	For the period ended June 30, 2022	For the year ended March 31, 2023	For the year ended March 31, 2022	For the year ended March 31, 2021
Income						
Revenue From Operations	18	2,204.03	1,567.48	7,422.06	6,909.09	6,031.32
	19	127.62	99.13	416.66	792.67	488.95
Other Income (including profit on sale of Bangalore data centre ₹ Nil (June 30, 2022: Nil, March 31, 2023: Nil, March 31, 2022 ₹ 438.96 Million, March 31, 2021: Nil))						
Total Income		2,331.65	1,666.61	7,838.72	7,701.76	6,520.27
Expenses						
Employee benefits expense	20	392.72	242.09	1,229.48	786.76	752.67
Finance costs	27	2.17	2.65	9.27	4.83	9.45
Depreciation and amortization expense	2(a)&27	49.10	41.64	182.85	169.95	167.91
Allowance for expected credit loss		7.50	35.00	175.49	303.73	292.00
Other expenses	21	1,462.93	1,073.62	4,837.45	4,580.26	4,138.20
Total Expenses		1,914.42	1,395.00	6,434.54	5,845.53	5,360.23
Profit before tax		417.23	271.61	1,404.18	1,856.23	1,160.04
Less : Tax expense						
Current tax	6	104.30	60.34	343.56	525.16	298.90
Deferred tax	6	(9.18)	(1.44)	(9.80)	(108.30)	(60.73)
Total tax expense		95.12	58.90	333.76	416.86	238.17
Profit for the period/year (A)		322.11	212.71	1,070.42	1,439.37	921.87
Other comprehensive income/(loss)						
<i>Items that will not be reclassified subsequently to profit or loss</i>						
Re-measurement of the defined benefit liability / asset (net of tax)		(44.28)	19.02	(8.33)	36.25	(28.60)
Total other comprehensive income/(loss) (net of tax) (B)		(44.28)	19.02	(8.33)	36.25	(28.60)
Total comprehensive income (A+B)		277.83	231.73	1,062.09	1,475.62	893.27
Profit for the year attributable to :						
Owners of the Company		322.11	212.71	1,070.47	1,439.40	921.85
Non-controlling interest		-	-	(0.05)	(0.03)	-
		322.11	212.71	1,070.42	1,439.37	921.85
Other comprehensive income for the year attributable to:						
Owners of the Company		(44.28)	19.02	(8.33)	36.25	(28.60)
Non-controlling interest		-	-	-	-	-
		(44.28)	19.02	(8.33)	36.25	(28.60)
Total comprehensive income for the year attributable to:						
Owners of the Company		277.83	231.73	1,062.14	1,475.65	893.25
Non-controlling interest		-	-	(0.05)	(0.03)	-
		277.83	231.73	1,062.09	1,475.62	893.25
Earnings per share						
- Basic earnings per share (₹)	22	7.97	5.27	26.50	35.78	23.02
- Diluted earnings per share (₹)	22	7.96	5.26	26.48	35.75	23.00

Protean eGov Technologies Limited

(Formerly known as NSDL e-Governance Infrastructure Limited)

Annexure II - Restated Consolidated Statement of Profit and Loss (Continued)

Currency : (₹ in Million)

Note

See accompanying notes to the restated consolidated financial information 1 to 40

The above Annexure should be read with the basis of preparation and significant accounting policies appearing in Annexure V, Notes to the Restated Consolidated Financial Information appearing in Annexure VI and Statement of Adjustments to the Restated Consolidated Financial information appearing in Annexure VII.

As per our report of even date attached

For **B S R & Associates LLP**
Chartered Accountants
Firm's Registration No: 116231W/W-100024

For and on behalf of the Board of Directors of
Protean eGov Technologies Limited
(CIN: U72900MH1995PLC095642)

Shabbir Readymadewala
Partner
Membership No. 100060

Shailesh Haribhakti
Chairman
DIN-00007347

Suresh Sethi
Managing Director and CEO
DIN-06426040

Place : Mumbai
Date : October 6, 2023

Jayesh Sule
Whole Time Director
DIN-07432517

Sudeep Bhatia
Chief Financial Officer

Place : Mumbai
Date : October 6, 2023

Maulesh Kantharia
Company Secretary

Protean eGov Technologies Limited

(Formerly known as NSDL e-Governance Infrastructure Limited)

Annexure III - Restated Consolidated Statement of Changes in Equity

Currency : (₹ in Million)

A. EQUITY SHARE CAPITAL

Balance as at April 1, 2023	Changes in equity share capital during the period	Balance as at June 30, 2023
404.21	-	404.21
Balance as at April 1, 2022	Changes in equity share capital during the period	Balance as at June 30, 2022
403.84	-	403.84
Balance as at April 1, 2022	Changes in equity share capital during the year	Balance as at March 31, 2023
403.84	0.37	404.21
Balance as at April 1, 2021	Changes in equity share capital during the year	Balance as at March 31, 2022
401.39	2.45	403.84
Balance as at April 1, 2020	Changes in equity share capital during the year	Balance as at March 31, 2021
400.08	1.31	401.39

B. OTHER EQUITY

Particulars	Other equity#					Attributable to non controlling interest	Total
	Attributable to owners of the Company						
	Reserves and surplus						
	Capital redemption reserve	General reserve	Retained earnings	ESOP reserve	Securities premium		
Balance as at April 1, 2023	250.00	3,986.49	3,711.42	31.20	188.04	(1.93)	8,165.22
Profit for the period	-	-	322.11	-	-	-	322.11
Other comprehensive loss	-	-	(44.28)	-	-	-	(44.28)
Share based payment expense	-	-	-	33.69	-	-	33.69
Balance as at June 30, 2023	250.00	3,986.49	3,989.25	64.89	188.04	(1.93)	8,476.74

Protean eGov Technologies Limited

(Formerly known as NSDL e-Governance Infrastructure Limited)

Annexure III - Restated Consolidated Statement of Changes in Equity

Currency : (₹ in Million)

Particulars	Other equity#					Attributable to non controlling interest	Total
	Attributable to owners of the Company						
	Reserves and surplus						
	Capital redemption reserve	General reserve	Retained earnings	ESOP reserve	Securities premium		
Balance as at April 1, 2022	250.00	3,986.49	3,053.12	22.40	166.04	(1.88)	7,476.17
Profit for the period	-	-	212.71	-	-	-	212.71
Other comprehensive income	-	-	19.02	-	-	-	19.02
Share based payment expense	-	-	-	5.95	-	-	5.95
Balance as at June 30, 2022	250.00	3,986.49	3,284.85	28.35	166.04	(1.88)	7,713.85

Particulars	Other equity#					Attributable to non controlling interest	Total
	Attributable to owners of the Company						
	Reserves and surplus						
	Capital redemption reserve	General reserve	Retained earnings	ESOP reserve	Securities premium		
Balance as at April 1, 2022	250.00	3,986.49	3,053.12	22.40	166.04	(1.88)	7,476.17
Profit for the year	-	-	1,070.47	-	-	(0.05)	1,070.42
Other comprehensive loss	-	-	(8.33)	-	-	-	(8.33)
Share based payment expense	-	-	-	23.36	-	-	23.36
Issue of shares on account of exercise of stock options	-	-	-	-	7.44	-	7.44
Transfer from ESOP Reserve on exercise of stock options	-	-	-	(14.56)	14.56	-	-
Dividend (Refer Note 38)	-	-	(403.84)	-	-	-	(403.84)
Balance as at March 31, 2023	250.00	3,986.49	3,711.42	31.20	188.04	(1.93)	8,165.22

Particulars	Other equity#					Attributable to non controlling interest	Total
	Attributable to owners of the Company						
	Reserves and surplus						
	Capital redemption reserve	General reserve	Retained earnings	ESOP reserve	Securities premium		
Balance as at April 1, 2021	250.00	3,986.49	1,940.19	45.88	52.49	(1.85)	6,273.20
Profit for the year	-	-	1,439.40	-	-	(0.03)	1,439.37
Other comprehensive income	-	-	36.25	-	-	-	36.25
Share based payment expense	-	-	-	15.65	-	-	15.65
Issue of shares on account of exercise of stock options	-	-	-	-	73.38	-	73.38
Transfer from ESOP Reserve on exercise of stock options	-	-	-	(39.13)	40.17	-	1.04
Dividend (Refer Note 39)	-	-	(362.72)	-	-	-	(362.72)
Balance as at March 31, 2022	250.00	3,986.49	3,053.12	22.40	166.04	(1.88)	7,476.17

Protean eGov Technologies Limited

(Formerly known as NSDL e-Governance Infrastructure Limited)

Annexure III - Restated Consolidated Statement of Changes in Equity (Continued)

Currency : (₹ in Million)

B. OTHER EQUITY (Continued)

Particulars	Other equity#					Attributable to non controlling interest	Total
	Attributable to owners of the Company						
	Reserves and surplus						
	Capital redemption reserve	General reserve	Retained earnings	ESOP reserve	Securities premium		
Balance as at April 1, 2020	250.00	3,984.30	2,851.90	47.32	2.39	(1.85)	7,134.07
Profit for the year	-	-	921.85	-	-	-	921.85
Other comprehensive loss	-	-	(28.60)	-	-	-	(28.60)
Share based payment expense	-	-	-	11.41	-	-	11.41
Issue of shares on account of exercise of stock options	-	-	-	-	39.44	-	39.44
Dividend (Refer Note 39)	-	-	(1,804.96)	-	-	-	(1,804.96)
Transfer from ESOP Reserve on exercise of stock options/options unexercised	-	2.19	-	(12.85)	10.66	-	-
Balance as at March 31, 2021	250.00	3,986.49	1,940.19	45.88	52.49	(1.85)	6,273.20

Note:

Purpose of Reserve stated as follows:

(a) **Capital redemption reserve:** Capital redemption reserve is created to purchase its own shares out of free reserves and same to be utilized in accordance with the provisions of the Companies Act, 2013.

(b) **General reserve:** The general reserve is a free reserve which is used from time to time to transfer profits from retained earnings for appropriation purposes.

(c) **Retained earnings:** This reserve represents undistributed accumulated earnings of the Group as on the balance sheet date.

(d) **ESOP reserve:** The ESOP is used to record the value of equity-settled share based payment transactions with employees. This Reserve is transferred to Securities Premium or Retained Earnings on exercise or cancellation of vested options.

(e) **Securities premium :** Securities premium is used to record the premium on issue of shares. The reserve to be utilized in accordance with the provisions of the Companies Act, 2013.

The above Annexure should be read with the basis of preparation and significant accounting policies appearing in Annexure V, Notes to the Restated Consolidated Financial Information appearing in Annexure VI and Statement of Adjustments to the Restated Consolidated Financial information appearing in Annexure VII.

As per our report of even date attached

For **B S R & Associates LLP**
Chartered Accountants
Firm's Registration No: 116231W/W-100024

For and on behalf of the Board of Directors of
Protean eGov Technologies Limited
(CIN: U72900MH1995PLC095642)

Shabbir Readymadewala
Partner
Membership No. 100060

Shailesh Haribhakti
Chairman
DIN-00007347

Suresh Sethi
Managing Director and CEO
DIN-06426040

Place : Mumbai
Date : October 6, 2023

Jayesh Sule
Whole Time Director
DIN-07432517

Sudeep Bhatia
Chief Financial Officer

Place : Mumbai
Date : October 6, 2023

Maulesh Kantharia
Company Secretary

Protean eGov Technologies Limited

(Formerly known as NSDL e-Governance Infrastructure Limited)

Annexure IV - Restated Consolidated Statement of Cash Flows

Currency : (₹ in Million)

	For the period ended 30.06.2023	For the period ended 30.06.2022	For the year ended 31.03.2023	For the year ended 31.03.2022	For the year ended 31.03.2021
A) Cash flow from operating activities					
Profit before tax	417.23	271.61	1,404.18	1,856.23	1,160.04
Adjustments for :					
Depreciation and amortization	49.10	41.64	182.85	169.95	167.91
Amortization of premium / discount on Government/debt securities	4.98	4.40	19.14	19.56	11.30
Profit on discard of leased assets (net)	-	-	-	(4.84)	(1.40)
Allowance for expected credit loss	7.50	35.00	175.49	303.73	292.00
Interest income on financial assets carried at amortized cost	(92.74)	(63.05)	(320.48)	(196.54)	(262.66)
Interest income on bank deposits	(28.82)	(14.84)	(54.03)	(38.19)	(24.77)
Interest on lease expense	2.17	2.65	9.27	4.83	9.45
Share based payment expense	33.69	5.95	23.36	15.65	11.41
Profit on sale /discard of assets (net)	-	-	-	(438.96)	(52.28)
Dividend income	-	(4.16)	(16.29)	(13.11)	(9.22)
Bad debts written off	-	1.19	1.19	-	-
Provision for doubtful GST credit	-	-	11.64	-	-
Interest on security deposit	(0.51)	(0.44)	(1.77)	-	-
Operating cash flow before changes in working capital	392.60	279.95	1,434.55	1,678.31	1,301.78
Changes in:					
(Increase)/Decrease in trade receivables	(114.54)	(0.60)	(261.32)	(328.09)	(162.31)
(Increase)/Decrease in other assets and financial assets	(152.06)	(105.47)	85.01	55.46	36.24
Increase/(Decrease) in trade payables	16.94	136.40	361.10	(31.19)	101.57
Increase/(Decrease) in other financial liabilities, other liabilities and provisions	(145.91)	(93.60)	176.67	46.65	43.03
Cash generated from operations	(2.97)	216.68	1,796.01	1,421.14	1,320.31
Income taxes paid (Net)	(76.07)	(107.28)	(425.80)	(478.45)	(319.12)
Net cash generated from / (used in) operating activities (A)	(79.04)	109.40	1,370.21	942.69	1,001.19
B) Cash flow from investing activities					
Purchase of property plant and equipment including capital advances	(22.11)	(20.30)	(122.70)	(173.04)	(76.97)
Purchase of intangible assets including intangible assets under development	(54.62)	(44.10)	(115.82)	(16.86)	(16.27)
Proceeds from sale of property, plant and equipment	-	-	-	1,319.98	-
Interest received	91.67	27.10	327.02	234.73	315.94
Dividend received	-	4.16	16.29	13.11	9.22
Purchase of non-current investments (net of interest accrued upto date of purchase)	-	(1,448.50)	(2,217.84)	(498.71)	-
Purchase of current investments	-	(3.80)	-	(411.90)	(400.00)
(Investment)/Liquidation of fixed deposit	101.87	89.00	(1,259.87)	149.02	(326.16)
Maturity / (Placement) of restricted deposit	-	-	-	3.87	-
Proceeds from redemption of non-current investments	-	-	-	106.00	1,040.80
Proceeds from redemption of current investments	-	6.00	549.82	-	610.00
Net cash generated from/ (used in) investing activities (B)	116.81	(1,390.44)	(2,823.10)	726.20	1,156.56

Protean eGov Technologies Limited

(Formerly known as NSDL e-Governance Infrastructure Limited)

Annexure IV - Restated Consolidated Statement of Cash Flows (Continued)

Currency : (₹ in Million)

	For the period ended 30.06.2023	For the period ended 30.06.2022	For the year ended 31.03.2023	For the year ended 31.03.2022	For the year ended 31.03.2021
C) Cash flow from financing activities					
Proceeds from exercise of stock options	-	-	7.81	75.82	40.75
Dividend paid	-	-	(403.84)	(362.72)	(1,804.96)
Lease liability paid	(10.90)	(9.21)	(37.61)	(44.57)	(59.91)
Interest on lease liability paid	(2.17)	(2.65)	(9.27)	(4.83)	(9.45)
Net cash from / (used in) financing activities (C)	(13.07)	(11.86)	(442.91)	(336.30)	(1,833.57)
Net increase / (decrease) in cash and cash equivalents (A+B+C)	24.70	(1,292.90)	(1,895.79)	1,332.59	324.18
Cash and cash equivalents at the beginning of the year/period	171.41	2,067.20	2,067.20	734.61	410.43
Cash and cash equivalents at the end of the year/period	196.11	774.30	171.41	2,067.20	734.61

Notes to Consolidated Cash Flow Statement :

- Cash and cash equivalents represent cash, bank balances and term deposits with banks with original maturity up to three months.
- The Group has used profit before tax as the starting point for presenting operating cash flows using the indirect method.

3 Changes in liabilities arising from financing activities	30.06.2023	30.06.2022	31.03.2023	31.03.2022	31.03.2021
Opening balance of lease liabilities	79.23	116.84	116.84	61.87	139.08
Additions	52.49	-	-	120.44	-
Interest accrued during the year	2.17	2.65	9.27	4.83	9.45
Termination	-	-	-	(20.90)	(17.30)
Cash flow movement	(13.07)	(11.86)	(46.88)	(49.40)	(69.36)
Closing balance of lease liabilities	120.82	107.63	79.23	116.84	61.87

The above Annexure should be read with the basis of preparation and significant accounting policies appearing in Annexure V, Notes to the Restated Consolidated Financial Information appearing in Annexure VI and Statement of Adjustments to the Restated Consolidated Financial information appearing in Annexure VII.

As per our report of even date attached

For **B S R & Associates LLP**
Chartered Accountants
Firm's Registration No: 116231W/W-100024

For and on behalf of the Board of Directors of
Protean eGov Technologies Limited
(CIN: U72900MH1995PLC095642)

Shabbir Readymadewala
Partner
Membership No. 100060

Shailesh Haribhakti
Chairman
DIN-00007347

Suresh Sethi
Managing Director and CEO
DIN-06426040

Place : Mumbai
Date : October 6, 2023

Jayesh Sule
Whole Time Director
DIN-07432517

Sudeep Bhatia
Chief Financial Officer

Place : Mumbai
Date : October 6, 2023

Maulesh Kantharia
Company Secretary

Protean eGov Technologies Limited

(Formerly known as NSDL e-Governance Infrastructure Limited)

Annexure VI - Notes to the Restated Consolidated Financial Information (Continued)

Currency : (₹ in Million)

2 Property, plant and equipment, capital work-in-progress and other intangible assets

(a) Particulars	Property, plant and equipment						Other intangible assets		
	Building	Computers	Data and telecommunication equipment	Electric installation	Office equipment	Furniture and fixtures	Total	Computer software	Total
Gross carrying value as of April 1, 2023	533.95	1,040.53	210.66	52.70	101.47	69.06	2,008.37	565.30	565.30
Additions	-	22.09	-	-	0.05	-	22.14	58.14	58.14
Gross carrying value as of June 30, 2023	533.95	1,062.62	210.66	52.70	101.52	69.06	2,030.51	623.44	623.44
Accumulated depreciation as of April 1, 2023	407.54	753.85	158.17	42.69	82.50	45.75	1,490.50	529.18	529.18
Depreciation	0.54	20.98	4.23	0.37	1.55	1.10	28.77	8.40	8.40
Accumulated depreciation as of June 30, 2023	408.08	774.83	162.40	43.06	84.05	46.85	1,519.27	537.58	537.58
Net carrying value as of June 30, 2023	125.87	287.79	48.26	9.64	17.47	22.21	511.24	85.86	85.86

(a) Particulars	Property, plant and equipment						Other intangible assets		
	Building	Computers	Data and telecommunication equipment	Electric installation	Office equipment	Furniture and fixtures	Total	Computer software	Total
Gross carrying value as of April 1, 2022	529.21	945.84	191.47	52.70	96.55	68.55	1,884.32	518.83	518.83
Additions	-	12.64	7.71	-	0.78	-	21.13	1.27	1.27
Gross carrying value as of June 30, 2022	529.21	958.48	199.18	52.70	97.33	68.55	1,905.45	520.10	520.10
Accumulated depreciation as of April 1, 2022	405.40	671.10	142.52	41.02	76.09	41.34	1,377.47	502.08	502.08
Depreciation	0.53	19.43	3.72	0.42	1.61	1.09	26.80	4.04	4.04
Accumulated depreciation as of June 30, 2022	405.93	690.53	146.24	41.44	77.70	42.43	1,404.27	506.12	506.12
Net carrying value as of June 30, 2022	123.28	267.95	52.94	11.26	19.63	26.12	501.18	13.98	13.98

(a) Particulars	Property, plant and equipment						Other intangible assets		
	Building	Computers	Data and telecommunication equipment	Electric installation	Office equipment	Furniture and fixtures	Total	Computer software	Total
Gross carrying value as of April 1, 2022	529.21	945.84	191.47	52.70	96.55	68.55	1,884.32	518.83	518.83
Additions	4.74	94.69	19.19	-	4.92	0.51	124.05	46.47	46.47
Gross carrying value as of March 31, 2023	533.95	1,040.53	210.66	52.70	101.47	69.06	2,008.37	565.30	565.30
Accumulated depreciation as of April 1, 2022	405.40	671.10	142.52	41.02	76.09	41.34	1,377.47	502.08	502.08
Depreciation	2.14	82.75	15.65	1.67	6.41	4.41	113.03	27.10	27.10
Accumulated depreciation as of March 31, 2023	407.54	753.85	158.17	42.69	82.50	45.75	1,490.50	529.18	529.18
Net carrying value as of March 31, 2023	126.41	286.68	52.49	10.01	18.97	23.31	517.87	36.12	36.12

Protean eGov Technologies Limited

(Formerly known as NSDL e-Governance Infrastructure Limited)

Annexure VI - Notes to the Restated Consolidated Financial Information (Continued)

Currency : (₹ in Million)

(a) Particulars	Property, plant and equipment						Other intangible assets		
	Building	Computers	Data and telecommunication equipment	Electric installation	Office equipment	Furniture and fixtures	Total	Computer software	Total
Gross carrying value as of April 1, 2021	529.21	842.25	182.51	50.99	89.73	68.55	1,763.24	501.97	501.97
Additions	-	103.59	8.96	1.71	6.82	-	121.08	16.86	16.86
Gross carrying value as of March 31, 2022	529.21	945.84	191.47	52.70	96.55	68.55	1,884.32	518.83	518.83
Accumulated depreciation as of April 1, 2021	403.29	593.37	126.31	39.50	70.01	36.89	1,269.37	488.67	488.67
Depreciation	2.11	77.73	16.21	1.52	6.08	4.45	108.10	13.41	13.41
Accumulated depreciation as of March 31, 2022	405.40	671.10	142.52	41.02	76.09	41.34	1,377.47	502.08	502.08
Net carrying value as of March 31, 2022	123.81	274.74	48.95	11.68	20.46	27.21	506.85	16.75	16.75

(a) Particulars	Property, plant and equipment						Other intangible assets		
	Building	Computers	Data and telecommunication equipment	Electric installation	Office equipment	Furniture and fixtures	Total	Computer software	Total
Gross carrying value as of April 1, 2020	529.21	743.96	179.88	47.32	88.62	68.55	1,657.54	485.70	485.70
Additions	-	98.29	2.63	3.67	1.11	-	105.70	16.27	16.27
Gross carrying value as of March 31, 2021	529.21	842.25	182.51	50.99	89.73	68.55	1,763.24	501.97	501.97
Accumulated depreciation as of April 1, 2020	401.19	526.21	111.20	37.80	63.52	32.09	1,172.01	481.72	481.72
Depreciation	2.10	67.16	15.11	1.70	6.49	4.80	97.36	6.95	6.95
Accumulated depreciation as of March 31, 2021	403.29	593.37	126.31	39.50	70.01	36.89	1,269.37	488.67	488.67
Net carrying value as of March 31, 2021	125.92	248.88	56.20	11.49	19.72	31.66	493.87	13.30	13.30

Protean eGov Technologies Limited

(Formerly known as NSDL e-Governance Infrastructure Limited)

Annexure VI - Notes to the Restated Consolidated Financial Information (Continued)

Currency : (₹ in Million)

(b) Capital work-in-progress

(i) Capital work-in-progress on tangible assets

Particulars	30.06.2023 (₹ in Million)	30.06.2022 (₹ in Million)	31.03.2023 (₹ in Million)	31.03.2022 (₹ in Million)	31.03.2021 (₹ in Million)
Balance as of beginning of the period/year	-	11.74	11.74	13.41	48.00
Additions	-	-	-	159.56	113.39
Capitalisation	-	(5.80)	(11.74)	(161.23)	(147.98)
Balance as at end of the period/year	-	5.94	-	11.74	13.41

(ii) Intangible assets under development

Particulars	30.06.2023 (₹ in Million)	30.06.2022 (₹ in Million)	31.03.2023 (₹ in Million)	31.03.2022 (₹ in Million)	31.03.2021 (₹ in Million)
Balance as of beginning of the period/year	114.27	33.18	33.18	0.80	6.28
Additions	39.45	48.65	97.09	82.01	53.12
Capitalisation	(42.97)	-	(16.00)	(49.63)	(58.60)
Balance as at end of the period/year	110.75	81.83	114.27	33.18	0.80

Protean eGov Technologies Limited

(Formerly known as NSDL e-Governance Infrastructure Limited)

Annexure VI - Notes to the Restated Consolidated Financial Information (Continued)

Currency : (₹ in Million)

3 Assets held for sale

During the financial year 2021-22, the Company had sold its data centre unit located at Bangalore at a price of ₹ 1,320 Million. The particulars of the assets held for sale is as under. The profit has been recognised as Other Income on this transaction.

Particulars	WDV of assets as on 30.06.2023	WDV of assets as on 30.06.2022	WDV of assets as on 31.03.2023	WDV of assets as on 31.03.2022	WDV of assets as on 31.03.2021
	(₹ in Million)	(₹ in Million)	(₹ in Million)	(₹ in Million)	(₹ in Million)
Land & Building	-	-	-	-	574.83
Furniture, fixture and office equipments	-	-	-	-	249.11
Total	-	-	-	-	823.94

Protean eGov Technologies Limited

(Formerly known as NSDL e-Governance Infrastructure Limited)

Annexure VI - Notes to the Restated Consolidated Financial Information (Continued)

Currency : (₹ in Million)

4 Non-current investments

Fully Paid Unquoted Equity Investments		Face value	Holding	As at June 30, 2023 (₹ in Million)	As at June 30, 2022 (₹ in Million)	As at March 31, 2023 (₹ in Million)	As at March 31, 2022 (₹ in Million)	As at March 31, 2021 (₹ in Million)
Investment in other Companies (fair value through profit and loss)								
1	Open Network for Digital Commerce	₹ 100	*10,00,000	100.00	100.00	100.00	100.00	-
* holding as at June 30, 2023, June 30, 2022, March 31, 2023 and March 31, 2022								
Total (A)				100.00	100.00	100.00	100.00	-

	Rate of interest %	Year of maturity	No. of bonds/debentures/securities As at June 30, 2023	Face value	As at June 30, 2023 (₹ in Million)	As at June 30, 2022 (₹ in Million)	As at March 31, 2023 (₹ in Million)	As at 31 March 2022 (₹ in Million)	As at 31 March 2021 (₹ in Million)
Quoted debt securities at amortized cost :									
Investment in Bonds									
1	Indian Railway Finance Corporation Limited	8.10	2027	50,000	1,000	53.43	53.43	53.43	53.43
2	National Highway Authority of India Limited	8.30	2027	2,00,000	1,000	218.17	218.17	218.17	218.17
3	Indian Railway Finance Corporation Limited	7.34	2028	2,50,000	1,000	257.38	257.38	257.38	257.38
4	National Highway Authority of India Limited	8.50	2029	80,000	1,000	80.00	80.00	80.00	80.00
5	Rural Electrification Corporation	8.63	2029	50,000	1,000	50.00	50.00	50.00	50.00
6	National Thermal Power Corporation Limited	7.37	2035	6,246	1,000	6.25	6.25	6.25	6.25
7	National Thermal Power Corporation Limited	7.15	2025	90	10,00,000	91.19	91.19	91.19	91.19
8	Power Finance Corporation Limited	8.46	2028	150	10,00,000	167.18	167.18	167.18	167.18
9	Rural Electrification Corporation	8.46	2028	250	10,00,000	289.37	289.37	289.37	289.37
10	National Bank for Agriculture and Rural Development	7.35	2031	50,000	1,000	52.61	52.61	52.61	52.61
11	National Hydroelectric Power Corporation Limited	8.67	2033	50,000	1,000	63.42	63.42	63.42	63.42
12	National Bank for Agriculture and Rural Development	7.35	2031	1,00,000	1,000	111.67	111.67	111.67	111.67
13	Indian Renewable Energy Development Agency Limited	7.17	2025	270	10,00,000	287.70	287.70	287.70	287.70
14	National Highway Authority of India Limited	7.35	2031	1,00,000	1,000	112.49	112.49	112.49	112.49
15	National Highway Authority of India Limited	7.39	2031	50,000	1,000	55.57	55.57	55.57	55.57
16	Indian Railway Finance Corporation Limited	7.35	2031	1,50,000	1,000	166.27	166.27	166.27	166.27
17	Power Finance Corporation Limited	9.10	2029	50	10,00,000	51.17	51.17	51.17	51.17
18	National Hydroelectric Power Corporation Limited**	8.18	2023	50,000	1,000	-	53.75	-	53.75
19	National Highway Authority of India Limited*	7.26	2038	50	10,00,000	50.09	50.09	50.09	-
20	National Highway Authority of India Limited*	7.26	2038	250	10,00,000	200.90	200.90	200.90	-
21	Indian Railway Finance Corporation Limited*	6.95	2036	150	10,00,000	147.72	147.72	147.72	-
22	EXIM Bank Limited#	9.25	2022	2	10,00,000	-	-	-	1.99
23	Rural Electrification Corporation#	9.35	2022	4	10,00,000	-	-	-	4.02
24	HDB Financial Services Limited#	9.60	2023	2	10,00,000	-	-	-	2.00
25	HDB Financial Services Limited##	10.19	2024	1	10,00,000	-	1.04	-	1.04
26	Indian Railway Finance Corporation Limited	9.09	2026	2	10,00,000	2.01	2.01	2.01	2.01
27	Power Finance Corporation Limited	8.94	2028	4	10,00,000	4.11	4.11	4.11	4.11
28	Indian Railway Finance Corporation Limited	8.79	2030	1	10,00,000	1.01	1.01	1.01	1.01
Investment in Non Convertible Debentures									
29	National Housing Bank	8.63	2029	7,220	5,000	36.10	36.10	36.10	36.10
30	National Housing Bank	8.68	2029	40,000	5,000	205.34	205.34	205.34	205.34
31	Rural Electrification Corporation#	7.21	2022	130	10,00,000	-	-	-	132.91
32	National Housing Bank	8.46	2028	40	10,00,000	44.27	44.27	44.27	44.27
33	National Housing Bank	8.76	2034	20,000	5,000	124.14	124.14	124.14	124.14
34	National Housing Bank	8.68	2029	10,000	5,000	59.13	59.13	59.13	59.13
35	Infrastructure Leasing & Finance Services Limited#	9.55	2023	550	1,000	-	-	-	0.55
36	IDFC Bank Limited	8.80	2025	10	10,00,000	9.95	9.95	9.95	9.95
37	India Infrastructure Finance Company Limited	9.41	2037	5	10,00,000	5.60	5.60	5.60	5.60

Protean eGov Technologies Limited

(Formerly known as NSDL e-Governance Infrastructure Limited)

Annexure VI - Notes to the Restated Consolidated Financial Information (Continued)

Currency : (₹ in Million)

4 Non-current investments (Continued)

	Rate of interest %	Year of maturity	No. of bonds/ debentures/ securities As at June 30, 2023	Face value	As at June 30, 2023 (₹ in Million)	As at June 30, 2022 (₹ in Million)	As at March 31, 2023 (₹ in Million)	As at March 31, 2022 (₹ in Million)	As at March 31, 2021 (₹ in Million)
Quoted Debt Securities Investments at amortized cost :									
Investment in Government Securities									
38	7.54	2036	75,00,000	100	745.58	745.58	745.58	-	-
39	9.23	2043	60,000	10,000	702.90	702.90	702.90	-	-
40	7.40	2035	40,00,000	100	400.92	-	400.92	-	-
Investment in State Development Loan									
41	6.63	2035	40,00,000	100	368.44	-	368.44	-	-
*Number of units disclosed above pertains to year ended FY 2022-23 and FY 2021-22 and period ended June 30, 2023 and June 30, 2022									
**Number of units disclosed above pertains to year ended FY 2021-22, FY 2020-21 and period ended June 30, 2022									
# Number of units for year ended March 31, 2021									
## Number of units for year ended June 30, 2022, March 31, 2022 and March 31, 2021.									
@ Number of units for year ended June 30, 2023, June 30, 2022 and March 31, 2023									
@@ Number of units for year ended June 30, 2023 and March 31, 2023									
					5,222.08	4,507.51	5,222.08	3,059.03	2,801.79
Less : Amortisation of premium					92.92	79.90	87.94	75.53	64.40
Less : Provision for impairment of assets					-	0.60	-	0.60	0.60
Total (B)					5,129.16	4,427.01	5,134.14	2,982.90	2,736.79
Total (A) + (B)					5,229.16	4,527.01	5,234.14	3,082.90	2,736.79
Aggregate book value of quoted investments {Non-current + Current-(Note 8)}					5,180.16	4,427.01	5,185.14	3,536.26	2,851.30
Aggregate market value of quoted investments {Non-current + Current-(Note 8)}					5,520.71	4,773.04	5,606.41	3,839.47	3,196.99
Aggregate book value of unquoted investments {Non-current + Current-(Note 8)}					100.00	100.00	100.00	100.00	-

Protean eGov Technologies Limited

(Formerly known as NSDL e-Governance Infrastructure Limited)

Annexure VI - Notes to the Restated Consolidated Financial Information (Continued)

Currency : (₹ in Million)

8 Current investments

	Year of maturity	Rate of interest (%)	As at June 30, 2023			As at June 30, 2022			As at March 31, 2023			As at March 31, 2022			As at March 31, 2021			
			No. of Units	Face Value	(₹ in Million)	No. of Units	Face Value	(₹ in Million)	No. of Units	Face Value	(₹ in Million)	No. of Units	Face Value	(₹ in Million)	No. of Units	Face Value	(₹ in Million)	
Quoted securities																		
Non-converible Debentures measured at amortized cost																		
1	Infrastructure Leasing & Finance Services Limited	2023	9.55	-	-	-	550	1,000	0.55	-	-	-	550	1,000	0.55	-	-	-
Bonds measured at amortized cost																		
2	Housing Development and Finance Corporation Limited	2021	8.79	-	-	-	-	-	-	-	-	-	-	-	-	4.00	10,00,000	3.98
3	Power Finance Corporation Limited	2021	9.36	-	-	-	-	-	-	-	-	-	-	-	-	2.00	10,00,000	1.99
4	Power Finance Corporation Limited	2022	8.20	-	-	-	-	-	-	-	-	-	-	-	-	1.00,000	1,000	108.39
5	Rural Electrification Corporation	2022	9.35	-	-	-	-	-	-	-	-	4	10,00,000	4.02	-	-	-	-
6	EXIM Bank Limited	2022	9.25	-	-	-	-	-	-	-	-	2	10,00,000	1.99	-	-	-	-
7	Rural Electrification Corporation	2022	7.21	-	-	-	130	10,00,000	132.90	-	-	-	130	10,00,000	132.90	-	-	-
8	HDB Financial Services Limited	2023	9.60	-	-	-	2	10,00,000	2.00	-	-	-	2	10,00,000	2.00	-	-	-
9	National Hydroelectric Power Corporation Limited	2023	8.18	50,000	5,00,00,000	53.75	-	-	-	50,000	5,00,00,000	53.75	-	-	-	-	-	-
10	HDB Financial Services Limited	2024	10.19	1	10,00,000	1.04	-	-	-	1	10,00,000	1.04	-	-	-	-	-	-
Investments carried at fair value through profit or loss :																		
Liquid Mutual funds																		
1	Axis Liquid Fund - Direct Plan - Daily IDCW			-	-	-	51,906	1,001	52.00	-	-	-	51,021	1,001	51.48	-	-	-
2	UTI Liquid Cash Plan - Direct Plan - Daily Reinvestment of IDCW			-	-	-	51,769	1,047	52.10	-	-	-	49,486	1,034	51.61	-	-	-
3	LIC MF Liquid Fund- Direct Plan - IDCW			-	-	-	51,260	1,014	52.00	-	-	-	50,400	1,014	51.50	-	-	-
4	ICICI Prudential Liquid Fund - Direct Plan - Daily IDCW			-	-	-	5,18,782	100	51.90	-	-	-	5,10,110	100	51.48	-	-	-
5	Aditya Birla Sun Life Money Manager Fund- Daily IDCW			-	-	-	5,18,617	100	52.00	-	-	-	5,09,788	100	51.49	-	-	-
6	IDFC Cash Fund- Daily IDCW			-	-	-	51,846	1,002	51.90	-	-	-	50,968	1,002	51.46	-	-	-
7	Canara Robeco Liquid Fund- Direct Daily IDCW			-	-	-	51,612	1,006	51.90	-	-	-	50,756	1,006	51.43	-	-	-
8	Sundaram Liquid Fund (Formerly Principal Cash Management Fund- Direct Plan IDCW Daily Reinvestment)			-	-	-	51,892	1,001	51.90	-	-	-	51,418.97	1,000.64	51.45	-	-	-
Less : Amortisation of premium on Bonds / Non Convertible Debentures				3.79			-			3.79			-			-		
Total				51.00			551.15			51.00			553.36			114.36		

Protean eGov Technologies Limited

(Formerly known as NSDL e-Governance Infrastructure Limited)

Annexure VI - Notes to the Restated Consolidated Financial Information (Continued)

Currency : (₹ in Million)

5 Other financial assets

(Unsecured considered good)

	Non-current					Current				
	30.06.2023 (₹ in Million)	30.06.2022 (₹ in Million)	31.03.2023 (₹ in Million)	31.03.2022 (₹ in Million)	31.03.2021 (₹ in Million)	30.06.2023 (₹ in Million)	30.06.2022 (₹ in Million)	31.03.2023 (₹ in Million)	31.03.2022 (₹ in Million)	31.03.2021 (₹ in Million)
Others										
Security deposits	72.65	61.52	63.02	101.08	125.66	0.53	0.50	0.53	-	-
Interest accrued on investments	-	-	-	-	-	156.37	152.06	143.88	102.62	91.63
Interest accrued on bank deposits	-	-	-	-	4.87	37.25	14.86	19.85	13.62	5.20
Restricted deposits with banks against performance guarantee	110.00	71.83	110.00	74.65	78.52	-	-	-	-	-
Other financial receivable*	-	-	-	-	-	119.67	54.91	80.33	39.76	-
Bank Deposits with maturity for more than 12 months	62.58	79.25	288.40	-	-	-	-	-	-	-
Total	245.23	212.60	461.42	175.73	209.06	313.82	222.33	244.59	156.00	96.83

* Cost incurred towards listing of shares related procedure, recoverable from selling shareholders.

6 Income taxes

(A) The major components of income tax expense for the year ended are:

Profit and loss section

Particulars	30.06.2023 (₹ in Million)	30.06.2022 (₹ in Million)	31.03.2023 (₹ in Million)	31.03.2022 (₹ in Million)	31.03.2021 (₹ in Million)
Current taxes	104.30	60.34	343.56	525.16	298.90
Deferred taxes					
- Origination and reversal of temporary differences	(9.18)	(1.44)	(9.80)	(108.30)	(60.73)
Income tax expense reported in the statement of profit and loss	95.12	58.90	333.76	416.86	238.17

OCI section

Deferred tax benefits related to items recognised in OCI during the year ended:

Particulars	30.06.2023 (₹ in Million)	30.06.2022 (₹ in Million)	31.03.2023 (₹ in Million)	31.03.2022 (₹ in Million)	31.03.2021 (₹ in Million)
Re-measurement of the defined benefit liability / asset	-	-	-	-	-

(₹ in Million)

Particulars	Period ended 30.06.2023	Period ended 30.06.2022	Year ended 31.03.2023	Year ended 31.03.2022	Year ended 31.03.2021
Profit before income taxes	417.23	271.61	1,404.18	1,856.23	1,160.04
Applicable enacted tax rates in India	25.17%	25.17%	25.17%	25.17%	25.17%
Computed expected tax expense	105.02	68.36	353.43	467.21	291.98
Tax effect of adjustments to reconcile expected income tax expense to reported income tax expense:					
Income exempt from tax	(11.84)	(12.40)	(49.00)	(51.63)	(58.70)
Expense not allowed for taxation purpose	3.00	3.30	23.40	20.96	8.60
Income taxable at different rate	-	-	-	-	(7.62)
Others	(1.06)	(0.36)	5.93	(19.68)	3.91
Total income tax expense	95.12	58.90	333.76	416.86	238.17

Protean eGov Technologies Limited

(Formerly known as NSDL e-Governance Infrastructure Limited)

Annexure VI - Notes to the Restated Consolidated Financial Information (Continued)

Currency : (₹ in Million)

6 Income taxes (Continued)

The movement in the current income tax asset/ (liability) for the period/year ended, is as follows:

Particulars	30.06.2023 (₹ in Million)	30.06.2022 (₹ in Million)	31.03.2023 (₹ in Million)	31.03.2022 (₹ in Million)	31.03.2021 (₹ in Million)
Net current income tax asset at the beginning	312.73	230.49	230.49	277.20	256.98
Income tax paid	76.07	107.28	425.80	478.45	319.12
Current income tax expense	(104.30)	(60.34)	(343.56)	(525.16)	(298.90)
Net current income tax liability at the end	(29.16)	(0.87)	-	(39.22)	-
Net non current income tax assets at the end	313.66	278.30	312.73	269.71	277.20

The tax effects of significant temporary differences that resulted in deferred tax assets and liabilities are as follows:

Particulars	30.06.2023 (₹ in Million)	30.06.2022 (₹ in Million)	31.03.2023 (₹ in Million)	31.03.2022 (₹ in Million)	31.03.2021 (₹ in Million)
Deferred tax assets					
Provision for compensated absences	45.12	36.49	41.08	38.03	35.63
Allowance for expected credit loss	196.22	185.73	194.45	176.92	103.21
Amortisation of expense	-	-	-	-	0.86
Right of use assets and lease liabilities	-	-	-	-	3.18
Adjustment on initial application of Ind AS 115	-	-	-	-	0.16
Others	1.12	-	-	-	-
Total deferred tax assets	242.46	222.22	235.53	214.95	143.04
Deferred tax liabilities					
Difference between tax balance and book balance of property, plant, equipment and intangible assets	24.95	20.13	26.30	13.78	50.72
Others	-	2.12	0.90	2.64	-
Amortisation of revenue	-	-	-	-	1.06
Employee incentive plan	-	-	-	-	0.03
Total deferred tax liabilities	24.95	22.25	27.20	16.42	51.81
Deferred tax assets (net)	217.51	199.97	208.33	198.53	91.23

Protean eGov Technologies Limited

(Formerly known as NSDL e-Governance Infrastructure Limited)

Annexure VI - Notes to the Restated Consolidated Financial Information (Continued)

Currency : (₹ in Million)

6 Income taxes (Continued)

The gross movement in the deferred income tax account for the period/year ended, is as follows:

(₹ in Million)

	30.06.2023			30.06.2022			31.03.2023			31.03.2022			31.03.2021		
	Opening balance	Recognised in profit and loss	Closing balance	Opening balance	Recognised in profit and loss	Closing balance	Opening balance	Recognised in profit and loss	Closing balance	Opening balance	Recognised in profit and loss	Closing balance	Opening balance	Recognised in profit and loss	Closing balance
Deferred tax assets/(liabilities) in relation to:															
Property, plant and equipment and intangible assets	(26.30)	1.35	(24.95)	(13.78)	(6.35)	(20.13)	(13.78)	(12.52)	(26.30)	(50.72)	36.94	(13.78)	(26.70)	(24.02)	(50.72)
Provision for compensated absences	41.08	4.04	45.12	38.03	(1.54)	36.49	38.03	3.05	41.08	35.63	2.40	38.03	32.17	3.46	35.63
Employee incentive plan	-	-	-	-	-	-	-	-	-	(0.03)	0.03	-	(4.33)	4.30	(0.03)
Amortisation of revenue	-	-	-	-	-	-	-	-	-	(1.06)	1.06	-	(2.36)	1.30	(1.06)
Allowance for expected credit loss	194.45	1.77	196.22	176.92	8.81	185.73	176.92	17.53	194.45	103.21	73.71	176.92	26.76	76.45	103.21
Others	(0.90)	2.02	1.12	(2.64)	0.52	(2.12)	(2.64)	1.74	(0.90)	3.18	(5.82)	(2.64)	-	-	-
Right of use assets and lease liabilities	-	-	-	-	-	-	-	-	-	-	-	-	3.94	(0.76)	3.18
Amortisation of expense	-	-	-	-	-	-	-	-	-	0.86	(0.86)	-	0.86	-	0.86
Adjustment on initial application of Ind AS 115	-	-	-	-	-	-	-	-	-	0.16	(0.16)	-	0.16	-	0.16
Deferred tax assets (net)	208.33	9.18	217.51	198.53	1.44	199.97	198.53	9.80	208.33	91.23	108.30	198.53	30.50	60.73	91.23

Protean eGov Technologies Limited

(Formerly known as NSDL e-Governance Infrastructure Limited)

Annexure VI - Notes to the Restated Consolidated Financial Information (Continued)

Currency : (₹ in Million)

7 Other assets

(Unsecured considered good)

	30.06.2023 (₹ in Million)	Non-current			Current					
		30.06.2022 (₹ in Million)	31.03.2023 (₹ in Million)	31.03.2022 (₹ in Million)	31.03.2021 (₹ in Million)	30.06.2023 (₹ in Million)	30.06.2022 (₹ in Million)	31.03.2023 (₹ in Million)	31.03.2022 (₹ in Million)	31.03.2021 (₹ in Million)
(A) Capital advances	0.98	0.98	1.01	1.42	1.43	-	-	-	-	-
(B) Other advances										
Prepaid expenses	3.51	2.40	0.50	5.97	10.23	102.60	93.09	72.11	93.02	48.20
Deferred expenses	-	10.94	-	41.07	-	-	22.04	-	22.04	-
GST credit receivable*	-	-	-	-	-	97.54	98.90	72.48	119.15	219.44
Advance to suppliers	-	-	-	-	-	213.93	310.67	170.89	132.67	155.19
Other assets	-	-	-	-	8.93	1.28	1.40	0.52	0.50	25.40
Gratuity Fund balance	-	-	-	-	-	-	4.93	-	-	-
	4.49	14.32	1.51	48.46	20.59	415.35	531.03	316.00	367.38	448.23

* GST credit receivable as on June 30, 2023 is after adjusting ₹ 53.17 Million provision for doubtful GST credit receivable written off (June 30, 2022 - ₹ 36.00 Million, March 31, 2023 - ₹ 53.17 Million, March 31, 2022 - ₹ 33.82 Million, March 31, 2021 - Nil).

Protean eGov Technologies Limited

(Formerly known as NSDL e-Governance Infrastructure Limited)

Annexure VI - Notes to the Restated Consolidated Financial Information (Continued)

Currency : (₹ in Million)

9 Trade receivables

Particulars	30.06.2023 (₹ in Million)	30.06.2022 (₹ in Million)	31.03.2023 (₹ in Million)	31.03.2022 (₹ in Million)	31.03.2021 (₹ in Million)
Trade receivable considered good - unsecured	2,975.26	2,706.44	2,860.72	2,706.88	2,473.90
Less: Allowance for expected credit loss (Refer Note 24.3)	(779.60)	(737.90)	(772.10)	(702.90)	(398.30)
Considered good	2,195.66	1,968.54	2,088.62	2,003.98	2,075.60
Trade receivables - credit impaired	-	-	-	-	11.90
Less: Allowance for expected credit loss (Refer Note 24.3)	-	-	-	-	(11.90)
Credit impaired	-	-	-	-	-
	2,195.66	1,968.54	2,088.62	2,003.98	2,075.60

An amount of ₹ 957.50 Million is receivable as at June 30, 2023 from Income Tax Department (ITD) towards physical storage of PAN applications (₹ 627.50 Million) and towards NJRS project (software development, support and maintenance services) (₹ 330 Million), out of ₹ 957.50 Million, ₹ 360 Million is outstanding for more than 3 years. Approval for release of payments towards storage is under process. For NJRS payments, ITD has recently engaged National Institute of Smart Governance (NISG) for verification of SLAs which is in progress.

Based on the expected credit loss model followed as per Ind AS 109 'Financial Instruments', the company has recognized provision of ₹ 370 Million which covers amount overdue for more than 3 years.

10 Cash and cash equivalents

	30.06.2023 (₹ in Million)	30.06.2022 (₹ in Million)	31.03.2023 (₹ in Million)	31.03.2022 (₹ in Million)	31.03.2021 (₹ in Million)
Cheques in hand	-	-	-	20.31	-
Balances with banks in current accounts	196.00	710.95	91.31	796.76	734.48
Cash on hand	0.11	0.13	0.10	0.13	0.13
Bank Deposits with original maturity for less than 3 months	-	63.22	80.00	1,250.00	-
	196.11	774.30	171.41	2,067.20	734.61

Protean eGov Technologies Limited
(Formerly known as NSDL e-Governance Infrastructure Limited)

Annexure VI - Notes to the Restated Consolidated Financial Information (Continued)

Currency : (₹ in Million)

11 Other bank balances

	30.06.2023 (₹ in Million)	30.06.2022 (₹ in Million)	31.03.2023 (₹ in Million)	31.03.2022 (₹ in Million)	31.03.2021 (₹ in Million)
Bank Deposits with original maturity for more than 3 months but less than 12 months	1,327.88	102.40	1,203.93	267.81	416.83
Total	1,327.88	102.40	1,203.93	267.81	416.83

Portion of deposits held as restricted deposits with banks against performance guarantee are recognised under Note 5 'Other financial assets'.

12 Equity share capital

	30.06.2023 (₹ in Million)	30.06.2022 (₹ in Million)	31.03.2023 (₹ in Million)	31.03.2022 (₹ in Million)	31.03.2021 (₹ in Million)
Authorised					
50,00,00,000 (June 30, 2022: 50,00,00,000, March 31, 2023: 50,00,00,000, March 31, 2022: 50,00,00,000, March 31, 2021: 50,00,00,000) equity shares of ₹ 10 each.	5,000.00	5,000.00	5,000.00	5,000.00	5,000.00
Issued, Subscribed and Paid-up					
4,04,21,394 (June 30, 2022: 4,03,84,076, March 31, 2023: 4,04,21,394, March 31, 2022: 4,03,84,076, March 31, 2021: 4,01,39,462) equity shares of ₹ 10 each fully paid up.	404.21	403.84	404.21	403.84	401.39
Total	404.21	403.84	404.21	403.84	401.39

Protean eGov Technologies Limited

(Formerly known as NSDL e-Governance Infrastructure Limited)

Annexure VI - Notes to the Restated Consolidated Financial Information (Continued)

Currency : (₹ in Million)

12 Equity share capital (Continued)

a) Reconciliation of number of shares

	As at June 30, 2023		As at June 30, 2022		As at March 31, 2023		As at March 31, 2022		As at March 31, 2021	
	Number of shares	Amount	Number of shares	Amount	Number of shares	Amount	Number of shares	Amount	Number of shares	Amount
	(₹ in Million)		(₹ in Million)		(₹ in Million)		(₹ in Million)		(₹ in Million)	
Equity shares										
Opening balance	4,04,21,394	404.21	4,03,84,076	403.84	4,03,84,076	403.84	4,01,39,462	401.39	4,00,07,981	400.08
Issue of shares during the year/period	-	-	-	-	37,318	0.37	2,44,614	2.45	1,31,481	1.31
Closing balance	4,04,21,394	404.21	4,03,84,076	403.84	4,04,21,394	404.21	4,03,84,076	403.84	4,01,39,462	401.39

b) Rights, preferences and restrictions attached to shares

The Company has only one class of equity shares having a par value of ₹ 10/- per share. Each holder of equity shares is entitled to one vote per share. The dividend proposed by the Board of Directors is subject to the approval of the shareholders in the ensuing Annual General Meeting. In the event of liquidation, the equity shareholders are eligible to receive the remaining assets of the Company after distribution of all preferential amounts, in proportion to their shareholding.

c) Details of shareholders holding more than 5% share in the Company

	As at 30.06.2023		As at 30.06.2022		As at 31.03.2023		As at 31.03.2022		As at 31.03.2021	
	Numbers of Shares Held	% of Holding	Numbers of Shares Held	% of Holding	Numbers of Shares Held	% of Holding	Numbers of Shares Held	% of Holding	Numbers of Shares Held	% of Holding
NSE Investments Limited	1,00,18,000	24.78	1,00,18,000	24.81	1,00,18,000	24.78	1,00,18,000	24.81	1,00,18,000	24.96
IIFL Special Opportunities Fund Administrator of Specified Undertaking of Unit Trust of India	28,94,507	7.16	28,94,507	7.17	28,94,507	7.16	28,94,507	7.17	28,94,507	7.21
IIFL Special Opportunities Fund – Series 4	27,32,000	6.76	27,32,000	6.77	27,32,000	6.76	27,32,000	6.77	27,32,000	6.81
IIFL Special Opportunities Fund – Series 2	24,99,178	6.18	24,99,178	6.19	24,99,178	6.18	24,99,178	6.19	24,99,178	6.23
	20,16,366	4.99	20,16,366	4.99	20,16,366	4.99	20,16,366	4.99	20,16,366	5.02

d) Information on equity shares allotted without receipt of cash or allotted as bonus shares or shares bought back

The Company has neither allotted equity shares without receipt of cash or as bonus shares nor bought back any equity shares during preceding five financial years.

Protean eGov Technologies Limited

(Formerly known as NSDL e-Governance Infrastructure Limited)

Annexure VI - Notes to the Restated Consolidated Financial Information (Continued)

Currency : (₹ in Million)

13 Other Equity

	30.06.2023 (₹ in Million)	30.06.2022 (₹ in Million)	31.03.2023 (₹ in Million)	31.03.2022 (₹ in Million)	31.03.2021 (₹ in Million)
a) Capital redemption reserve					
Balance at the beginning of the period/year	250.00	250.00	250.00	250.00	250.00
Balance at the end of the period/year	250.00	250.00	250.00	250.00	250.00
b) General reserve					
Balance at the beginning of the period/year	3,986.49	3,986.49	3,986.49	3,986.49	3,984.30
(i) Transfer from ESOP Reserve on options unexercised	-	-	-	-	2.19
Balance at the end of the period/year	3,986.49	3,986.49	3,986.49	3,986.49	3,986.49
c) Retained earnings					
Balance at the beginning of the period/year	3,711.42	3,053.12	3,053.12	1,940.19	2,851.90
(i) Dividend	-	-	(403.84)	(362.72)	(1,804.96)
(ii) Profit for the period/year	322.11	212.71	1,070.47	1,439.40	921.85
(iii) Re-measurement of the defined benefit net liability / asset	(44.28)	19.02	(8.33)	36.25	(28.60)
Balance at the end of the period/year	3,989.25	3,284.85	3,711.42	3,053.12	1,940.19
d) ESOP reserve					
Balance at the beginning of the period/year	31.20	22.40	22.40	45.88	47.32
(i) Share based payment expense	33.69	5.95	23.36	15.65	11.41
(ii) Transfer to Securities Premium/General Reserve on exercise of stock options/options unexercised	-	-	(14.56)	(39.13)	(12.85)
Balance at the end of the period/year	64.89	28.35	31.20	22.40	45.88
e) Securities premium					
Balance at the beginning of the period/year	188.04	166.04	166.04	52.49	2.39
(i) Issue of shares to employees on account of exercise of stock options	-	-	7.44	73.38	39.44
(ii) Transfer from ESOP Reserve on exercise of stock options	-	-	14.56	40.17	10.66
Balance at the end of the period/year	188.04	166.04	188.04	166.04	52.49
	8,478.67	7,715.73	8,167.15	7,478.05	6,275.05

Protean eGov Technologies Limited

(Formerly known as NSDL e-Governance Infrastructure Limited)

Annexure VI - Notes to the Restated Consolidated Financial Information (Continued)

Currency : (₹ in Million)

14 Trade payables

	30.06.2023 (₹ in Million)	30.06.2022 (₹ in Million)	Current		
			31.03.2023 (₹ in Million)	31.03.2022 (₹ in Million)	31.03.2021 (₹ in Million)
Trade payables					
Dues of micro enterprises and small enterprises (Refer Note 32)	121.49	22.90	191.92	56.63	167.10
Dues of creditors other than micro enterprises and small enterprises	1,213.77	1,070.75	1,126.40	900.59	821.31
Total	1,335.26	1,093.65	1,318.32	957.22	988.41

15 Other financial liabilities

	30.06.2023 (₹ in Million)	30.06.2022 (₹ in Million)	Current		
			31.03.2023 (₹ in Million)	31.03.2022 (₹ in Million)	31.03.2021 (₹ in Million)
Creditors for capital expenditure	3.35	2.80	3.35	2.41	23.68
Directors' commission payable	12.40	14.76	9.90	12.83	8.90
Employee benefits payable	16.06	11.89	12.31	11.47	9.81
Employee incentives payable	62.26	117.67	169.10	92.46	91.71
Other liabilities	25.23	4.28	20.45	14.66	18.62
Total	119.30	151.40	215.11	133.83	152.72

16 Provisions

	30.06.2023 (₹ in Million)	30.06.2022 (₹ in Million)	Non-current			30.06.2023 (₹ in Million)	30.06.2022 (₹ in Million)	Current		
			31.03.2023 (₹ in Million)	31.03.2022 (₹ in Million)	31.03.2021 (₹ in Million)			31.03.2023 (₹ in Million)	31.03.2022 (₹ in Million)	31.03.2021 (₹ in Million)
Provision for employee benefits										
Provision for gratuity (Refer Note 23)	7.46	-	10.30	20.14	69.65	47.85	-	41.67	32.68	26.45
Provision for compensated absences	155.80	125.30	144.08	131.66	134.71	23.45	19.69	19.14	19.45	7.38
Total	163.26	125.30	154.38	151.80	204.36	71.30	19.69	60.81	52.13	33.83

17 Other liabilities

	30.06.2023 (₹ in Million)	30.06.2022 (₹ in Million)	Non-current			30.06.2023 (₹ in Million)	30.06.2022 (₹ in Million)	Current		
			31.03.2023 (₹ in Million)	31.03.2022 (₹ in Million)	31.03.2021 (₹ in Million)			31.03.2023 (₹ in Million)	31.03.2022 (₹ in Million)	31.03.2021 (₹ in Million)
Contract liability*	-	17.50	-	13.68	11.22	407.42	399.11	430.54	378.53	363.72
Statutory dues payable:										
Goods and services tax	-	-	-	-	-	131.71	39.08	138.19	94.24	79.62
TDS payable	-	-	-	-	-	66.88	16.41	65.45	58.49	45.76
Other statutory liabilities	-	-	-	-	-	12.54	7.56	9.56	5.40	7.75
Total	-	17.50	-	13.68	11.22	618.55	462.16	643.74	536.66	496.85

*includes deferred revenue (June 30, 2023: Nil, June 30, 2022: ₹ 41.20, March 31, 2023: Nil, March 31, 2022: ₹ 36.35 Million, March 31, 2021: ₹ 41.60 Million)

Protean eGov Technologies Limited

(Formerly known as NSDL e-Governance Infrastructure Limited)

Annexure VI - Notes to the Restated Consolidated Financial Information (Continued)

Currency : (₹ in Million)

18 Revenue from operations

	30.06.2023 (₹ in Million)	30.06.2022 (₹ in Million)	31.03.2023 (₹ in Million)	31.03.2022 (₹ in Million)	31.03.2021 (₹ in Million)
Sale of services :					
Transaction fees	1,766.34	1,197.59	5,839.09	5,504.90	4,526.78
Accounts maintenance fees	435.29	367.00	1,569.82	1,390.90	1,493.38
Other operational income	2.40	2.89	13.15	13.29	11.16
Total	2,204.03	1,567.48	7,422.06	6,909.09	6,031.32

Information about major customers:

No single customer represents 10% or more of the Group's total revenue during the period/year ended June 30, 2023, June 30, 2022, March 31, 2023, March 31, 2022 and March 31, 2021.

While disclosing the aggregate amount of transaction price yet to be recognised as revenue towards unsatisfied (or partially) satisfied performance obligations, along with the broad time band for the expected time to recognise those revenues, the Group has applied the practical expedient in Ind AS 115. Accordingly, the Group has not disclosed the aggregate transaction price allocated to unsatisfied (or partially satisfied) performance obligations which pertain to contracts where revenue recognised corresponds to the value transferred to customer typically involving time and material, outcome based and event based contracts. Unsatisfied (or partially satisfied) performance obligations are subject to variability due to several factors such as changes in scope of contracts, periodic revalidations of the estimates, economic factors, etc.

During the period/years ended June 30, 2023, June 30, 2022, March 31, 2023, March 31, 2022, and March 31, 2021 no revenue is earned from Sale of distinct software and manufactured systems/traded goods.

The table below discloses the movement in contract liabilities during the period/year ended

Particulars	June 30, 2023 (₹ in Million)	June 30, 2022 (₹ in Million)	March 31, 2023 (₹ in Million)	March 31, 2022 (₹ in Million)	March 31, 2021 (₹ in Million)
Balance at the beginning of the year	430.54	392.21	392.21	374.94	353.53
Add: Advance received for which no revenue is recognised during the year	348.56	220.70	220.70	187.43	308.16
Less: Revenue recognised that was included in contract liabilities at the beginning of the year	(371.68)	(196.30)	(182.37)	(170.16)	(286.75)
Balance at the end of the year	407.42	416.61	430.54	392.21	374.94

Contract liabilities include payments received in advance of performance under the contract, and are realized with the associated revenue recognized under the contract.

Reconciliation of revenue recognised in the Statement of Profit and Loss with the	June 30, 2023	June 30, 2022	March 31, 2023	March 31, 2022	March 31, 2021
Particulars	(₹ in Million)	(₹ in Million)	(₹ in Million)	(₹ in Million)	(₹ in Million)
Contracted price with the customers	2,204.03	1,567.48	7,422.06	6,909.09	6,031.32
Less/Add: Adjustments	-	-	-	-	-
Revenue from contracts with customers (as per Statement of Profit and Loss)	2,204.03	1,567.48	7,422.06	6,909.09	6,031.32

Protean eGov Technologies Limited

(Formerly known as NSDL e-Governance Infrastructure Limited)

Annexure VI - Notes to the Restated Consolidated Financial Information (Continued)

Currency : (₹ in Million)

19 Other income

	30.06.2023 (₹ in Million)	30.06.2022 (₹ in Million)	31.03.2023 (₹ in Million)	31.03.2022 (₹ in Million)	31.03.2021 (₹ in Million)
Interest on assets measured at amortized cost					
- financial assets	92.74	63.05	320.48	196.54	262.66
- bank deposits	28.82	14.84	54.03	38.19	24.77
- overdue trade receivables	-	-	-	15.25	110.75
- security deposits	0.51	0.44	1.77	7.61	6.87
Dividend income	-	4.16	16.29	13.11	9.22
Support charges	2.12	1.92	8.74	5.91	7.45
Miscellaneous income	0.49	12.29	15.35	26.74	-
Profit on sale of investments carried at amortized cost	-	-	-	0.02	52.28
Sundry Balances Written Back	2.94	-	-	28.90	-
Profit on sale of assets (net) (Refer Note 3)	-	-	-	438.96	-
Profit on discard of leased assets (net)	-	-	-	4.84	-
Others	-	2.43	-	16.60	14.95
Total	127.62	99.13	416.66	792.67	488.95

20 Employee benefits expenses

	30.06.2023 (₹ in Million)	30.06.2022 (₹ in Million)	31.03.2023 (₹ in Million)	31.03.2022 (₹ in Million)	31.03.2021 (₹ in Million)
Salaries, wages and bonus	313.64	202.13	1,029.00	647.15	644.07
Share based payment expense	33.69	5.95	23.36	15.65	11.41
Contribution to provident and other funds	38.26	26.43	116.33	87.56	80.35
Staff welfare expenses	7.13	7.58	60.79	36.40	16.84
Total	392.72	242.09	1,229.48	786.76	752.67

Protean eGov Technologies Limited

(Formerly known as NSDL e-Governance Infrastructure Limited)

Annexure VI - Notes to the Restated Consolidated Financial Information (Continued)

Currency : (₹ in Million)

21 Other expenses

	30.06.2023 (₹ in Million)	30.06.2022 (₹ in Million)	31.03.2023 (₹ in Million)	31.03.2022 (₹ in Million)	31.03.2021 (₹ in Million)
Rent	4.00	0.93	6.45	2.27	4.11
Communication expenses	30.54	29.17	106.65	104.15	93.18
Travelling and conveyance	13.09	11.75	55.84	11.78	8.41
Annual fees	29.94	25.50	111.24	99.84	106.29
Processing charges	1,021.69	747.99	3,256.95	3,363.04	3,136.80
Repairs and maintenance					
- To buildings	8.86	13.45	34.32	25.06	26.57
- To computers, trading and telecommunication systems	261.11	190.18	895.15	661.15	529.90
- To others	4.76	7.14	25.72	17.81	13.06
Insurance	5.54	0.15	17.81	26.63	15.79
Rates and taxes	7.11	1.94	31.33	16.59	18.31
Advertisement and publicity	32.41	8.80	56.55	45.85	3.26
Legal and Professional fees	18.82	18.34	108.87	97.79	44.91
Printing and stationery	0.06	0.31	0.33	1.82	0.68
Payment to auditors (Refer Note below)	3.26	1.03	3.61	4.48	4.00
Electricity charges / power and fuel	9.62	5.98	34.55	26.62	32.83
Directors' sitting fees	3.40	3.50	12.00	6.65	3.60
Directors' commission	2.50	1.93	11.39	14.35	8.90
Bad Debts Written Off	-	1.19	1.19	-	-
Expenditure incurred on CSR activities	-	-	29.09	34.78	57.64
Provision for doubtful GST credit	-	-	11.64	-	-
Miscellaneous expenses	6.22	4.34	26.77	19.60	29.98
Total	1,462.93	1,073.62	4,837.45	4,580.26	4,138.20
Note :					
Payment to auditors (excluding taxes)					
As auditor :					
Audit fees*	2.61	1.03	3.26	2.93	2.70
Tax audit fee	0.30	-	0.30	0.20	0.20
In other capacity:					
Certification matters	0.35	-	0.05	0.60	0.60
Limited review	-	-	-	0.75	0.50
Total	3.26	1.03	3.61	4.48	4.00

* Payment to auditors excludes payment related to Public offering which is recoverable from selling shareholders.

Protean eGov Technologies Limited

(Formerly known as NSDL e-Governance Infrastructure Limited)

Annexure VI - Notes to the Restated Consolidated Financial Information (Continued)

Currency : (₹ in Million)

22 Earnings per share

(₹ in Million)

	Period ended 30.06.2022	Period ended 30.06.2022	Year ended 31.03.2023	Year ended 31.03.2022	Year ended 31.03.2021
Net profit attributable to shareholders of the Company	322.11	212.71	1,070.47	1,439.40	921.85
Weighted Average number of equity shares issued for basic EPS	4,04,21,394	4,03,84,076	4,03,90,172	4,02,31,036	4,00,50,487
Basic earnings per share of ₹ 10/- each (in ₹)	7.97	5.27	26.50	35.78	23.02
Weighted Average number of equity shares issued for diluted EPS	4,04,79,098	4,04,25,386	4,04,29,168	4,02,67,516	4,00,85,730
Diluted earnings per share of ₹ 10/- each (in ₹)	7.96	5.26	26.48	35.75	23.00

Movement of weighted average number of equity shares for the period/year :

Particulars	April 1, 2023 to June 30, 2023		April 1, 2022 to June 30, 2022		2022-23		2021-22		2020-21	
	Basic	Diluted	Basic	Diluted	Basic	Diluted	Basic	Diluted	Basic	Diluted
Balance at the beginning of the period/year	4,04,21,394	4,04,21,394	4,03,84,076	4,03,84,076	4,03,84,076	4,03,84,076	4,01,39,462	4,01,39,462	4,00,07,981	4,00,07,981
Effect of share options exercised	-	-	-	-	6,096	-	91,574	-	42,506	-
Effect of share options diluted	-	57,704	-	41,310	-	45,092	-	1,28,054	-	77,749
Weighted average number of equity shares for the period/year	4,04,21,394	4,04,79,098	4,03,84,076	4,04,25,386	4,03,90,172	4,04,29,168	4,02,31,036	4,02,67,516	4,00,50,487	4,00,85,730

Protean eGov Technologies Limited

(Formerly known as NSDL e-Governance Infrastructure Limited)

Annexure VI - Notes to the Restated Consolidated Financial Information (Continued)

Currency : (₹ in Million)

23 Disclosure under Indian Accounting Standard 19 (Ind AS 19) on Employee Benefits:

i) **Defined contribution plan:**

- (a) The Group's contribution towards superannuation amounts to ₹ 5.44 Million, ₹ 4.40 Million, ₹ 17.76 Million, ₹ 17.56 Million and ₹ 18.39 Million for period/year ended June 30, 2023, June 30, 2022, March 31, 2023, March 31, 2022, and March 31, 2021 respectively. These contributions are made to the fund administered and managed by Life Insurance Corporation of India. The Group's monthly contributions are charged to the Statement of Profit and Loss in the year they are incurred.
- (b) Provident fund: Eligible employees of the Group receive benefit under the provident fund which is a defined contribution plan where in both the employee and the Group make monthly contributions equal to a specified percentage of the covered employees' salary. These contributions are made to the fund administered and managed by the Government of India. The Group's monthly contributions are charged to the Statement of Profit and Loss in the year/period they are incurred. The total charge for the year amounts to ₹ 14.89 Million, ₹ 11.60 Million, ₹ 47.49 Million, ₹ 26.67 Million and ₹ 25.42 Million for the period/year ended June 30, 2023, June 30, 2022, March 31, 2023, March 31, 2022, and March 31, 2021 respectively.

ii) **Defined benefit plan :**

- (a) Gratuity: The Group has charged the gratuity expense to Statement of Profit & Loss based on the actuarial valuation of gratuity liability at the end of the year/period. The actuarial valuation has been performed using projected unit credit method.

(i) **Assumptions:**

	Period ended 30.06.2023	Period ended 30.06.2022	Year ended 31.03.2023	Year ended 31.03.2022	Year ended 31.03.2021
Weighted average duration of the projected benefit obligation	11	11	11	11	11
Discount rate	7.35%	7.71%	7.52%	7.23%	6.80%
Rate of return on plan assets	7.35%	7.71%	7.52%	7.23%	6.80%
Salary escalation	8.00%	8.00%	8.00%	8.00%	8.00%
Attrition rate	5.00%	5.00%	5.00%	5.00%	5.00%

Protean eGov Technologies Limited

(Formerly known as NSDL e-Governance Infrastructure Limited)

Annexure VI - Notes to the Restated Consolidated Financial Information (Continued)

Currency : (₹ in Million)

23 Disclosure under Indian Accounting Standard 19 (Ind AS 19) on Employee Benefits: (Continued)

ii) Defined benefit plan : (Continued)

(ii) Sensitivity analysis

	(₹ in Million)				
	Period ended 30.06.2023	Period ended 30.06.2022	Year ended 31.03.2023	Year ended 31.03.2022	Year ended 31.03.2021
Delta effect of +1% change in rate of discounting	(41.55)	(34.28)	(37.04)	(36.52)	(37.14)
Delta effect of -1% change in rate of discounting	47.89	39.57	42.67	42.36	43.29
Delta effect of +1% change in rate of salary increase	47.11	39.07	42.05	41.62	42.35
Delta effect of -1% change in rate of salary increase	(41.68)	(34.49)	(37.20)	(36.59)	(37.07)
Delta effect of +1% change in rate of employee turnover	(2.71)	(1.11)	(1.85)	(2.56)	(3.95)
Delta effect of -1% change in rate of employee turnover	2.98	1.22	2.03	2.85	4.43

(iii) Table showing change in benefit obligation:

	(₹ in Million)				
	Period ended 30.06.2023	Period ended 30.06.2022	Year ended 31.03.2023	Year ended 31.03.2022	Year ended 31.03.2021
Present value of benefit obligation at the beginning of the period/year	507.00	472.33	472.33	437.89	439.85
Interest cost	9.53	8.54	34.15	29.85	30.12
Current service cost	10.89	8.90	35.58	36.27	30.35
Benefits paid from the fund	(7.96)	(10.62)	(47.63)	(6.32)	(85.33)
Actuarial (Gains)/Losses on Obligations - Due to Change in Demographic Assumptions	-	-	-	0.17	-
Actuarial (gains)/losses on obligations - due to change in financial assumptions	7.48	(18.28)	(11.75)	(17.44)	2.79
Actuarial (gains)/losses on obligations - due to experience	35.85	(1.51)	24.32	(8.09)	20.11
Present value of benefit obligation at the end of the period/year	562.79	459.36	507.00	472.33	437.89

Protean eGov Technologies Limited

(Formerly known as NSDL e-Governance Infrastructure Limited)

Annexure VI - Notes to the Restated Consolidated Financial Information (Continued)

Currency : (₹ in Million)

23 Disclosure under Indian Accounting Standard 19 (Ind AS 19) on Employee Benefits: (Continued)

ii) **Defined benefit plan : (Continued)**

(iv) **Table showing fair value of plan assets:**

	(₹ in Million)				
	Period ended 30.06.2023	Period ended 30.06.2022	Year ended 31.03.2023	Year ended 31.03.2022	Year ended 31.03.2021
Fair value of plan assets at the beginning of the period/year	455.03	419.51	419.51	341.79	372.66
Interest income	8.56	7.59	30.33	23.16	25.50
Contributions by the employer	52.80	48.58	48.58	49.97	34.66
Benefits paid from the fund	(7.96)	(10.62)	(47.63)	(6.32)	(85.33)
Return on plan assets, excluding interest income	(0.95)	(0.77)	4.24	10.91	(5.70)
Fair value of plan assets at the end of the period/year	507.48	464.29	455.03	419.51	341.79

(v) **Amount recognised in the Balance Sheet**

	(₹ in Million)				
	Period ended 30.06.2023	Period ended 30.06.2022	Year ended 31.03.2023	Year ended 31.03.2022	Year ended 31.03.2021
Fair value of plan assets as at the end of the period/year	507.48	464.29	455.03	419.51	341.79
Present value of benefit obligation at the end of the period/year	562.79	459.36	507.00	472.33	437.89
Net (liability) / asset recognised in the Balance Sheet	(55.31)	4.93	(51.97)	(52.82)	(96.10)

(vi) **Net interest cost for current year**

	(₹ in Million)				
	Period ended 30.06.2023	Period ended 30.06.2022	Year ended 31.03.2023	Year ended 31.03.2022	Year ended 31.03.2021
Interest cost	9.53	8.54	34.15	29.85	30.12
Interest income	(8.56)	(7.59)	(30.33)	(23.16)	(25.50)
Net interest cost for current period/year	0.97	0.95	3.82	6.69	4.62

(vii) **Expenses recognised in the Statement of profit and loss**

	(₹ in Million)				
	Period ended 30.06.2023	Period ended 30.06.2022	Year ended 31.03.2023	Year ended 31.03.2022	Year ended 31.03.2021
Current service cost	10.89	8.90	35.58	36.27	30.35
Net interest cost	0.97	0.95	3.82	6.69	4.62
Expenses recognised in the Statement of profit and loss	11.86	9.85	39.40	42.96	34.97

Protean eGov Technologies Limited

(Formerly known as NSDL e-Governance Infrastructure Limited)

Annexure VI - Notes to the Restated Consolidated Financial Information (Continued)

Currency : (₹ in Million)

23 Disclosure under Indian Accounting Standard 19 (Ind AS 19) on Employee Benefits: (Continued)

(viii) Expenses recognised in the other comprehensive income

(₹ in Million)

	Period ended 30.06.2023	Period ended 30.06.2022	Year ended 31.03.2023	Year ended 31.03.2022	Year ended 31.03.2021
Return on plan assets, excluding interest income	0.95	0.77	(4.24)	(10.91)	5.70
Actuarial (gains)/losses on obligation for the period/year	43.33	(19.79)	12.57	(25.34)	22.90
Net expense for the period/year recognized in OCI	44.28	(19.02)	8.33	(36.25)	28.60

(ix) Balance sheet reconciliation

(₹ in Million)

	Period ended 30.06.2023	Period ended 30.06.2022	Year ended 31.03.2023	Year ended 31.03.2022	Year ended 31.03.2021
Opening net liability	51.97	52.82	52.82	96.10	67.19
Expenses recognized in statement of profit and loss	11.86	9.85	39.40	42.94	34.97
Expenses recognized in OCI	44.28	(19.02)	8.33	(36.25)	28.60
Employers contribution	(52.80)	(48.58)	(48.58)	(49.97)	(34.66)
Net liability/(asset) recognised in the balance sheet	55.31	(4.93)	51.97	52.82	96.10

(x) Category of assets

(₹ in Million)

	Period ended 30.06.2023	Period ended 30.06.2022	Year ended 31.03.2023	Year ended 31.03.2022	Year ended 31.03.2021
Insurer managed funds	507.48	464.29	455.03	419.51	341.79
Total	507.48	464.29	455.03	419.51	341.79

(xi) Expected contribution for next year

(₹ in Million)

	Period ended 30.06.2023	Period ended 30.06.2022	Year ended 31.03.2023	Year ended 31.03.2022	Year ended 31.03.2021
Expected contribution for next year	47.85	29.05	41.66	32.68	28.77
Total	47.85	29.05	41.66	32.68	28.77

Protean eGov Technologies Limited

(Formerly known as NSDL e-Governance Infrastructure Limited)

Annexure VI - Notes to the Restated Consolidated Financial Information (Continued)

Currency : (₹ in Million)

23 Disclosure under Indian Accounting Standard 19 (Ind AS 19) on Employee Benefits: (Continued)

(xii) Maturity Analysis of the Benefit Payments

(₹ in Million)

Particulars	Period ended 30.06.2023	Period ended 30.06.2022	Year ended 31.03.2023	Year ended 31.03.2022	Year ended 31.03.2021
Projected Benefits Payable in Future Years From the Date of Reporting					
1st Following Year	74.38	67.62	68.50	69.81	20.53
2nd Following Year	25.81	21.58	23.67	21.17	27.29
3rd Following Year	43.15	22.32	38.97	21.91	56.32
4th Following Year	63.56	33.55	59.91	32.77	20.45
5th Following Year	41.16	56.84	37.51	53.35	28.74
Sum of Years 6 To 10	172.05	151.53	154.26	149.19	164.10
Sum of Years 11 and above	755.46	661.65	692.54	665.18	630.61

(xiii) Details of the benefit plan for the current year and previous four years:

(₹ in Million)

	2022-23	2021-22	2020-21	2019-20	2018-19
Present value of the defined benefit obligation	507.00	472.31	437.89	439.85	356.75
Fair value of the plan assets	455.03	419.51	341.79	372.66	328.69
(Deficit) in the plan	51.97	52.82	96.10	67.19	28.06
Experience adjustments arising on					
- plan assets	-	-	-	-	-
- plan liabilities loss / (gain)	24.32	(8.09)	20.11	7.38	4.99

Protean eGov Technologies Limited

(Formerly known as NSDL e-Governance Infrastructure Limited)

Annexure VI - Notes to the Restated Consolidated Financial Information (Continued)

Currency: (₹ in Million)

24 Financial instruments

24.1 Financial instruments by category

The carrying value and fair value of financial instruments by categories as of June 30, 2023 were as follows:

Particulars	Amortized cost	Financial assets/ liabilities at fair value through profit or loss		Financial assets/ liabilities at fair value through OCI		Total carrying value	Total fair value
		Designated Upon Initial recognition	Mandatory	Equity instruments designated upon initial recognition	Mandatory		
(₹ In Million)							
Assets:							
Cash and cash equivalents	196.11	-	-	-	-	196.11	196.11
Other bank balances	1,327.88	-	-	-	-	1,327.88	1,327.88
Investments:							
Bonds and government securities	4,327.19	-	-	-	-	4,327.19	4,327.19
Equity shares	-	100.00	-	-	-	100.00	100.00
Investment in State Development Loan	368.44	-	-	-	-	368.44	368.44
Non convertible debentures	484.53	-	-	-	-	484.53	484.53
Trade receivables	2,195.66	-	-	-	-	2,195.66	2,195.66
Other financial assets	559.05	-	-	-	-	559.05	559.05
Other assets	9,458.86	100.00	-	-	-	9,558.86	9,558.86
Liabilities:							
Lease liabilities	120.82	-	-	-	-	120.82	120.82
Trade payables	1,335.26	-	-	-	-	1,335.26	1,335.26
Other financial liabilities	119.30	-	-	-	-	119.30	119.30
Total	1,575.38	-	-	-	-	1,575.38	1,575.38

The carrying value and fair value of financial instruments by categories as of June 30, 2022 were as follows:

Particulars	Amortized cost	Financial assets/ liabilities at fair value through profit or loss		Financial assets/ liabilities at fair value through OCI		Total carrying value	Total fair value
		Designated Upon Initial recognition	Mandatory	Equity instruments designated upon initial recognition	Mandatory		
(₹ In Million)							
Assets:							
Cash and cash equivalents	774.30	-	-	-	-	774.30	774.30
Other bank balances	102.40	-	-	-	-	102.40	102.40
Investments:							
Bonds and government securities	4,077.38	-	-	-	-	4,077.38	4,077.38
Equity shares	-	100.00	-	-	-	100.00	100.00
Liquid mutual fund units	-	-	415.70	-	-	415.70	415.70
Non convertible debentures	485.08	-	-	-	-	485.08	485.08
Trade receivables	1,968.54	-	-	-	-	1,968.54	1,968.54
Other financial assets	434.93	-	-	-	-	434.93	434.93
Other assets	7,842.63	100.00	415.70	-	-	8,358.33	8,358.33
Liabilities:							
Lease liabilities	107.63	-	-	-	-	107.63	107.63
Trade payables	1,093.65	-	-	-	-	1,093.65	1,093.65
Other financial liabilities	151.40	-	-	-	-	151.40	151.40
Total	1,352.68	-	-	-	-	1,352.68	1,352.68

Protean eGov Technologies Limited

(Formerly known as NSDL e-Governance Infrastructure Limited)

Annexure VI - Notes to the Restated Consolidated Financial Information (Continued)

Currency: (₹ in Million)

24.1 Financial instruments by category (Continued)

The carrying value and fair value of financial instruments by categories as of March 31, 2023 were as follows:

Particulars	Amortized cost	Financial assets/ liabilities at fair value through profit or loss		Financial assets/ liabilities at fair value through OCI		Total carrying value	Total fair value
		Designated Upon Initial recognition	Mandatory	Equity instruments designated upon initial recognition	Mandatory		
Assets:							
Cash and cash equivalents	171.41	-	-	-	-	171.41	171.41
Other bank balances	1,203.93	-	-	-	-	1,203.93	1,203.93
Investments:							
Bonds and government securities	4,332.17	-	-	-	-	4,332.17	4,332.17
Equity shares	-	100.00	-	-	-	100.00	100.00
Investment in State Development Loan	368.44	-	-	-	-	368.44	368.44
Non convertible debentures	484.53	-	-	-	-	484.53	484.53
Trade receivables	2,088.62	-	-	-	-	2,088.62	2,088.62
Other financial assets	706.01	-	-	-	-	706.01	706.01
Other assets	9,355.11	100.00	-	-	-	9,455.11	9,455.11
Liabilities:							
Lease liabilities	79.23	-	-	-	-	79.23	79.23
Trade payables	1,318.32	-	-	-	-	1,318.32	1,318.32
Other financial liabilities	215.11	-	-	-	-	215.11	215.11
Total	1,612.66	-	-	-	-	1,612.66	1,612.66

The carrying value and fair value of financial instruments by categories as of March 31, 2022 were as follows:

Particulars	Amortized cost	Financial assets/ liabilities at fair value through profit or loss		Financial assets/ liabilities at fair value through OCI		Total carrying value	Total fair value
		Designated Upon Initial recognition	Mandatory	Equity instruments designated upon initial recognition	Mandatory		
Assets:							
Cash and cash equivalents	2,067.20	-	-	-	-	2,067.20	2,067.20
Investments:							
Bonds and government securities	2,639.28	-	-	-	-	2,639.28	2,639.28
Equity shares	-	100.00	-	-	-	100.00	100.00
Liquid mutual fund units	-	-	411.90	-	-	411.90	411.90
Non convertible debentures	485.08	-	-	-	-	485.08	485.08
Trade receivables	2,003.98	-	-	-	-	2,003.98	2,003.98
Other financial assets	599.54	-	-	-	-	599.54	599.54
Other assets	7,795.08	100.00	411.90	-	-	8,306.98	8,306.98
Liabilities:							
Lease liabilities	116.84	-	-	-	-	116.84	116.84
Trade payables	957.22	-	-	-	-	957.22	957.22
Other financial liabilities	133.83	-	-	-	-	133.83	133.83
Total	1,207.89	-	-	-	-	1,207.89	1,207.89

Protean eGov Technologies Limited

(Formerly known as NSDL e-Governance Infrastructure Limited)

Annexure VI - Notes to the Restated Consolidated Financial Information (Continued)

Currency : (₹ in Million)

24.1 Financial instruments by category (Continued)

The carrying value and fair value of financial instruments by categories as of March 31, 2021 were as follows:

Particulars	Amortized cost	Financial assets/ liabilities at fair value through				Total carrying value	Total fair value
		profit or loss		OCI			
		Designated Upon Initial recognition	Mandatory	Equity instruments designated upon initial recognition	Mandatory		
Assets:							
Cash and cash equivalents	734.61	-	-	-	734.61	734.61	
Investments:							
Bonds and government securities	2,233.16	-	-	-	2,233.16	2,233.16	
Non convertible debentures	617.99	-	-	-	617.99	617.99	
Trade receivables	2,075.60	-	-	-	2,075.60	2,075.60	
Other financial assets	722.72	-	-	-	722.72	722.72	
Other assets	6,384.08	-	-	-	6,384.08	6,384.08	
Liabilities:							
Lease liabilities	61.87	-	-	-	61.87	61.87	
Trade payables	988.41	-	-	-	988.41	988.41	
Other financial liabilities	152.72	-	-	-	152.72	152.72	
Total	1,203.00	-	-	-	1,203.00	1,203.00	

Carrying amounts of cash and cash equivalents, liquid mutual fund units, trade receivables and trade payables as at March 31, 2023, March 31, 2022, and March 31, 2021 approximate the fair value. Difference between the carrying amounts and fair value of other financial assets and other financial liabilities subsequently measured at amortized cost is not significant in each of the year presented.

Protean eGov Technologies Limited

(Formerly known as NSDL e-Governance Infrastructure Limited)

Annexure VI - Notes to the Restated Consolidated Financial Information (Continued)

Currency : (₹ in Million)

24 Financial instruments (Continued)

24.2 Fair value hierarchy

Level 1 - Quoted prices (unadjusted) in active markets for identical assets or liabilities.

Level 2 - Inputs other than quoted prices included within Level 1 that are observable for the asset or liability, either directly (i.e. as prices) or indirectly (i.e. derived from prices).

Level 3 - Inputs for the assets or liabilities that are not based on observable market data (unobservable inputs).

The cost of unquoted investments included in Level 3 of fair value hierarchy approximate their fair value because there is a wide range of possible fair value measurements and the cost represents estimate of fair value within that range.

The following table summarises financial assets and liabilities measured at fair value on a recurring basis and financial assets that are not measured at fair value on a recurring basis (but fair value disclosures are required):

As of June 30, 2023

Particulars	Fair value measurement at end of the reporting year		
	Level 1	Level 2	Level 3
Assets			
Investment in State Development Loan	-	368.44	-
Investments in bonds and government securities	-	4,327.19	-
Equity shares	-	-	100.00
Investments in non convertible debentures	484.53	-	-

As of June 30, 2022

Particulars	Fair value measurement at end of the reporting year		
	Level 1	Level 2	Level 3
Assets			
Investments in bonds and government securities	-	4,077.38	-
Investment in liquid mutual funds units	-	415.70	-
Equity shares	-	-	100.00
Investments in non convertible debentures	485.08	-	-

As of March 31, 2023

Particulars	Fair value measurement at end of the reporting year		
	Level 1	Level 2	Level 3
Assets			
Investment in State Development Loan	-	368.44	-
Investments in bonds and government securities	-	4,332.17	-
Equity shares	-	-	100.00
Investments in non convertible debentures	484.53	-	-

As of March 31, 2022

Particulars	Fair value measurement at end of the reporting year		
	Level 1	Level 2	Level 3
Assets			
Investments in liquid mutual fund units	-	411.90	-
Investments in bonds and government securities	-	2,639.28	-
Equity shares	-	-	100.00
Investments in non convertible debentures	485.08	-	-

Protean eGov Technologies Limited

(Formerly known as NSDL e-Governance Infrastructure Limited)

Annexure VI - Notes to the Restated Consolidated Financial Information (Continued)

Currency : (₹ in Million)

24 Financial instruments (Continued)

As of March 31, 2021

Particulars	Fair value measurement at end of the reporting year		
	Level 1	Level 2	Level 3
Assets			
Investments in tax free and Government bonds	-	2,233.16	-
Investments in non convertible debentures	617.99	-	-

There has been no transfers between Level 1 and Level 2.

The fair value of liquid mutual funds is based on NAV statement. The fair value of tax free bonds and government bonds is based on quoted prices and market observable inputs. The fair value is of non-convertible debentures is based on quoted prices.

Protean eGov Technologies Limited

(Formerly known as NSDL e-Governance Infrastructure Limited)

Annexure VI - Notes to the Restated Consolidated Financial Information (Continued)

Currency : (₹ in Million)

24 Financial Instruments (Continued)

24.3 Financial risk management

Financial risk factors

The Group's activities expose it to a variety of financial risks: credit risk and liquidity risk. The Group's primary focus is to foresee the unpredictability of financial markets and seek to minimize potential adverse effects on its financial performance. The Group's exposure to credit risk is influenced mainly by the individual characteristic of each customer and the concentration of risk from the top few customers.

Credit risk

Credit risk refers to the risk of default on its obligation by the counterparty resulting in a financial loss. The maximum exposure to the credit risk at the reporting date is primarily from trade receivables amounting to ₹ 2,195.66 Million, ₹ 1,968.54 Million, ₹ 2,088.62 Million, ₹ 2,003.98 Million and ₹ 2,075.60 Million, as of June 30, 2023, June 30, 2022, March 31, 2023, March 31, 2022 and March 31, 2021, respectively. Trade receivables is typically unsecured and are derived from revenue earned from customers. Credit risk has always been managed by the Group through credit approvals, establishing credit limits and continuously monitoring the creditworthiness of customers to which the Group grants credit terms in the normal course of business.

The following table gives details in respect of percentage of revenues generated from top customer and top five customers:

Particulars	June 30, 2023	June 30, 2022	March 31, 2023	March 31, 2022	March 31, 2021
Revenue from top customer	3	4	4	6	5
Revenue from top five customers	9	10	11	15	15

Credit risk exposure

The allowance for lifetime expected credit loss on customer balances is as below:

Particulars	June 30, 2023	June 30, 2022	March 31, 2023	March 31, 2022	March 31, 2021
Balance at the beginning	772.10	702.90	702.90	410.20	118.20
Amounts written off	-	-	(106.29)	(11.03)	-
Net remeasurement of loss allowance	7.50	35.00	175.49	303.73	292.00
Balance at the end	779.60	737.90	772.10	702.90	410.20

Credit risk on cash and cash equivalents is limited as the Group generally invests in deposits with banks and financial institutions with high credit ratings assigned by international and domestic credit rating agencies. Investments primarily include investment in liquid mutual fund units, quoted bonds issued by government and quasi government organizations, non convertible debentures issued by government aided institutions and certificates of deposit which are funds deposited at a bank for a specified time period.

Based on the industry practices and the business environment in which the entity operates, management considers that the trade receivables are credit impaired if it exceeds a specified number of days for respective categories of customers.

An impairment analysis is performed at each reporting date on an individual basis for major clients. The amount of loss allowance recognized for such trade receivables on specific identification method is ₹ Nil as at June 30, 2023 (June 30, 2022 - ₹ Nil, March 31, 2023 - ₹ Nil, March 31, 2022 - ₹ Nil, March 31, 2021 - ₹ 11.90 Million). In addition, a large number of minor receivables are grouped into homogenous groups and assessed for impairment collectively. The calculation is based on historical data. The maximum exposure to credit risk at the reporting date is the carrying value of each class of financial assets. Sales to certain customers are either based on advance payments or restricted to certain limits to contain exposures to credit risk.

Expected credit loss (ECL):

The Group allocates each exposure to a credit risk grade based on a variety of data that is determined to be predictive of the risk of loss (e.g. timeliness of payments, time value of money, available information etc.) and applying experienced credit judgement. The Group monitors the economic environment in the Country for the forward looking statement while estimating the expected credit loss. Exposures to customers outstanding at the end of each reporting period are reviewed by the Group to determine incurred and expected credit losses, giving due regard for probable exposures on disputed dues or dues that are subject to litigation. Historical trends of impairment of trade receivables do not reflect any significant credit losses. The Group expects the historical trend of minimal credit losses to continue. For receivables from tax authorities, expected credit loss allowance is set up based on time value of money and management's assessment of recoverable amount. For major clients, provision is made based on management's assessment of recoverable amount.

Protean eGov Technologies Limited

(Formerly known as NSDL e-Governance Infrastructure Limited)

Annexure VI - Notes to the Restated Consolidated Financial Information (Continued)

24.3 Financial risk management (Continued)

Liquidity risk

The Group's principal sources of liquidity are cash and cash equivalents and the cash flow that is generated from operations. The Group has no outstanding bank borrowings. The Group believes that the working capital is sufficient to meet its current requirements.

The companies working capital including cash and cash equivalents and investment are as follows :

Particulars	(₹ in Million)				
	June 30, 2023	June 30, 2022	March 31, 2023	March 31, 2022	March 31, 2021
Current assets	4,499.82	4,149.75	4,075.55	5,415.73	3,886.46
Current liabilities	(2,229.18)	(1,765.87)	(2,277.70)	(1,756.67)	(1,715.02)
Working capital	2,270.64	2,383.88	1,797.85	3,659.06	2,171.44
Cash and cash equivalents	196.11	774.30	171.41	2,067.20	734.61
Investments	51.00	551.15	51.00	553.36	114.36

As of June 30, 2023, June 30, 2022, March 31, 2023, March 31, 2022 and March 31, 2021 the outstanding employee benefit obligations were ₹ 234.56 Million, ₹ 144.99 Million, ₹ 215.19 Million, ₹ 203.93 Million and ₹ 238.19 Million respectively, which have been substantially funded.

The table below provides details regarding the contractual maturities of significant financial liabilities on gross and undiscounted basis as of June 30, 2023:

Particulars	(₹ in Million)				
	Less than 1 year	1-2 years	2-4 years	4-7 years	Total
Trade payables	1,335.26	-	-	-	1,335.26
Lease liabilities	55.61	65.21	-	-	120.82
Other financial liabilities	119.30	-	-	-	119.30

The table below provides details regarding the contractual maturities of significant financial liabilities on gross and undiscounted basis as of June 30, 2022:

Particulars	(₹ in Million)				
	Less than 1 year	1-2 years	2-4 years	4-7 years	Total
Trade payables	1,093.65	-	-	-	1,093.65
Lease liabilities	38.10	69.53	-	-	107.63
Other financial liabilities	151.40	-	-	-	151.40

The table below provides details regarding the contractual maturities of significant financial liabilities on gross and undiscounted basis as of March 31, 2023:

Particulars	(₹ in Million)				
	Less than 1 year	1-2 years	2-4 years	4-7 years	Total
Trade payables	1,318.32	-	-	-	1,318.32
Lease liabilities	39.72	39.51	-	-	79.23
Other financial liabilities	215.11	-	-	-	215.11

The table below provides details regarding the contractual maturities of significant financial liabilities on gross and undiscounted basis as of March 31, 2022:

Particulars	(₹ in Million)				
	Less than 1 year	1-2 years	2-4 years	4-7 years	Total
Trade payables	957.22	-	-	-	957.22
Lease liabilities	37.61	79.23	-	-	116.84
Other financial liabilities	133.83	-	-	-	133.83

The table below provides details regarding the contractual maturities of significant financial liabilities on gross and undiscounted basis as of March 31, 2021:

Particulars	(₹ in Million)				
	Less than 1 year	1-2 years	2-4 years	4-7 years	Total
Trade payables	988.41	-	-	-	988.41
Lease liabilities	43.21	18.66	-	-	61.87
Other financial liabilities	152.72	-	-	-	152.72

Protean eGov Technologies Limited

(Formerly known as NSDL e-Governance Infrastructure Limited)

Annexure VI - Notes to the Restated Consolidated Financial Information (Continued)

Currency : (₹ in Million)

25 Segment Reporting

Operating segments are defined as components of an enterprise for which discrete financial information is available that is evaluated regularly by the chief operating decision maker, in deciding how to allocate resources and allocating performance. The Group's Chief Executive Officer and Managing Director form the Chief Operating Decision Makers.

The Group is mainly engaged in the business of providing IT enabled e-Governance services to its clients in India. All other activities of the Group revolve around the main business. These activities are conducted only in one geographic segment viz India. Therefore, the disclosure requirements of Ind AS 108 "Operating Segments" are not applicable.

26 Related Party Transactions

26 (a) Names of the related parties and related party relationship

Related party
a. Entities having significant influence
IIFL Special Opportunities Fund (from February 16, 2018)
NSE Investments Limited (erstwhile NSE Strategic Investments Corporation Limited) (from October 1, 2013)
b. Key Managerial Personnel
Mr. Gagan Rai - Managing Director & Chief Executive Officer (Upto February 17, 2021)
Mr. Suresh Sethi - Managing Director & Chief Executive Officer (From February 18, 2021)
Mr. Jayesh Sule - Whole Time Director & Chief Operating Officer
Mr. Tejas Desai - Chief Financial Officer (Till January 08, 2023)
Mr. Sudeep Bhatia - Chief Financial Officer (From January 09, 2023)
Mr. Maulesh Kantharia - Company Secretary
c. Subsidiaries
NSDL e-Governance(Malaysia) SDN BHD
Protean eGov Technologies Australia Pty Ltd (Formerly known as NSDL e-Governance Australia Pty Ltd) (from 9 December, 2020)
NSDL e-Governance Account Aggregator Limited (from 2 November 2020)
Protean Infosec Services Limited (Formerly known as NSDL e-Governance Infosec Services Limited) (from 30 September 2021)
d. The entity over which the company is having significant influence
Open Network for Digital Commerce (from December 30, 2021 upto March 08, 2022)

Protean eGov Technologies Limited

(Formerly known as NSDL e-Governance Infrastructure Limited)

Annexure VI - Notes to the Restated Consolidated Financial Information (Continued)

Currency : (₹ in Million)

26 (b) Details of transactions with related parties are as follows :

Nature of transactions	April 1, 2023 to June 30, 2023		April 1, 2022 to June 30, 2022		2022-23		2021-22		2020-21	
	Key Managerial Personnel	Entities having substantial interest	Key Managerial Personnel	Entities having substantial interest	Key Managerial Personnel	Entities having substantial interest	Key Managerial Personnel	Entities having substantial interest	Key Managerial Personnel	Entities having substantial interest
Dividend paid										
IIFL Special Opportunities Fund	-	-	-	-	-	120.00	-	108.00	-	540.00
NSE Investments Limited	-	-	-	-	-	10.02	-	90.16	-	450.80
Mr. Gagan Rai	-	-	-	-	-	-	-	-	2.76	-
Mr. Suresh Sethi	-	-	-	-	0.40	-	-	-	-	-
Mr. Jayesh Sule	-	-	-	-	0.41	-	0.37	-	0.53	-
Mr. Tejas Desai	-	-	-	-	0.12	-	0.08	-	0.28	-
Mr. Maulesh Kantharia	-	-	-	-	0.04	-	0.02	-	0.07	-
Remuneration paid										
Mr. Gagan Rai	-	-	-	-	-	-	-	-	100.80	-
Mr. Suresh Sethi	20.69	-	6.54	-	48.78	-	41.64	-	2.10	-
Mr. Jayesh Sule	16.55	-	5.14	-	32.87	-	38.15	-	28.70	-
Mr. Sudeep Bhatia	6.13	-	-	-	4.72	-	-	-	-	-
Mr. Tejas Desai	-	-	1.84	-	10.39	-	8.30	-	8.40	-
Mr. Maulesh Kantharia	1.50	-	0.80	-	3.96	-	3.61	-	3.00	-
Share based payment										
Mr. Gagan Rai	-	-	-	-	-	-	-	-	0.82	-
Mr. Suresh Sethi	15.80	-	1.00	-	2.68	-	9.95	-	5.98	-
Mr. Jayesh Sule	12.95	-	0.23	-	0.59	-	0.34	-	0.43	-
Mr. Sudeep Bhatia	0.56	-	-	-	0.80	-	-	-	-	-
Mr. Tejas Desai	-	-	0.08	-	0.20	-	0.19	-	0.21	-
Mr. Maulesh Kantharia	-	-	-	-	0.08	-	0.07	-	0.08	-

Notes:

1) The above remuneration excludes gratuity, leave encashment and other benefits for which separate actuarial valuation is not available.

2) Expenses incurred for listing of shares would be recoverable from selling shareholder's in proportionate to the stake sale.

Protean eGov Technologies Limited

(Formerly known as NSDL e-Governance Infrastructure Limited)

Annexure VI - Notes to the Restated Consolidated Financial Information (Continued)

Currency : (₹ in Million)

27 CHANGE DUE TO TRANSITION TO IND AS - 116 “LEASES”

Following are the changes in the carrying value of right of use assets for the period/year ended:

Particulars	As at	As at	As at	As at	As at
	June 30, 2023 (₹ in Million)	June 30, 2022 (₹ in Million)	March 31, 2023 (₹ in Million)	March 31, 2022 (₹ in Million)	March 31, 2021 (₹ in Million)
Office premises					
Balance as at beginning of the period/year	79.08	121.81	121.81	57.20	136.70
Additions	53.73	-	-	126.15	-
Termination	-	-	-	(18.46)	(15.90)
Depreciation	(11.93)	(10.80)	(42.73)	(43.08)	(63.60)
Balance as at end of the period/year	120.88	111.01	79.08	121.81	57.20

The aggregate depreciation expense on ROU assets is included under depreciation and amortization expense in the Statement of Profit and Loss.

The following is the break-up of current and non-current lease liabilities as at June 30 and March 31:

Particulars	As at	As at	As at	As at	As at
	June 30, 2023 (₹ in Million)	June 30, 2022 (₹ in Million)	March 31, 2023 (₹ in Million)	March 31, 2022 (₹ in Million)	March 31, 2021 (₹ in Million)
Current lease liabilities	55.61	38.10	39.72	37.61	43.21
Non-current lease liabilities	65.21	69.53	39.51	79.23	18.66
Total	120.82	107.63	79.23	116.84	61.87

The following is the movement in lease liabilities during the period/year ended:

Particulars	As at	As at	As at	As at	As at
	June 30, 2023 (₹ in Million)	June 30, 2022 (₹ in Million)	March 31, 2023 (₹ in Million)	March 31, 2022 (₹ in Million)	March 31, 2021 (₹ in Million)
Opening balance	79.23	116.84	116.84	61.87	139.08
Additions on account of adoption of Ind AS 116	52.49	-	-	120.44	-
Finance cost accrued during the period/year	2.17	2.65	9.27	4.83	9.45
Termination	-	-	-	(20.90)	(17.30)
Payment of lease liabilities	(13.07)	(11.86)	(46.88)	(49.40)	(69.36)
Closing balance	120.82	107.63	79.23	116.84	61.87

Interest on lease liabilities is ₹ 2.17 Million, ₹ 2.65 Million, ₹ 9.27 Million, ₹ 4.83 Million and ₹ 9.45 Million for the period/year ended on June 30, 2023, June 30, 2022, March 31, 2023, March 31, 2022, and March 31, 2021 respectively.

The weighted average incremental borrowing rate of 9.30 % has been applied to lease liabilities recognised in the balance sheet at the date of initial application.

The table below provides details regarding the contractual maturities of lease liability as at June 30 and March 31 on an undiscounted basis:

Particulars	As at	As at	As at	As at	As at
	June 30, 2023 (₹ in Million)	June 30, 2022 (₹ in Million)	March 31, 2023 (₹ in Million)	March 31, 2022 (₹ in Million)	March 31, 2021 (₹ in Million)
Less than one year	64.51	46.50	45.41	46.89	52.07
One to five years	69.74	75.30	41.37	86.78	19.10
More than five years	-	-	-	-	-
Total	134.25	121.80	86.78	133.67	71.17

Rental expense recorded for short-term leases and low-value assets was ₹ 4.00 Million, ₹ 0.93 Million, ₹ 6.45 Million, ₹ 2.27 Million and ₹ 4.11 Million for the period/year ended June 30, 2023, June 30, 2022, March 31, 2023, March 31, 2022 and March 31, 2021 respectively.

The total cash outflow for leases is ₹ 17.07 Million, ₹ 12.79 Million, ₹ 53.33 Million, ₹ 51.67 Million and ₹ 73.47 Million for the period/year ended June 30, 2023, June 30, 2022, March 31, 2023, March 31, 2022 and March 31, 2021 respectively, including cash outflow of short-term leases and leases of low-value assets.

Lease contracts entered by the Group pertain to office premises taken on lease to conduct its business in the ordinary course. The Group does not have any lease restrictions and commitment towards variable rent as per the contract.

Protean eGov Technologies Limited

(Formerly known as NSDL e-Governance Infrastructure Limited)

Annexure VI - Notes to the Restated Consolidated Financial Information (Continued)

Currency : (₹ in Million)

28 Non-controlling interest

Percentage of holding	As at June 30, 2023	As at June 30, 2022	As at March 31, 2023	As at March 31, 2022	As at March 31, 2021
Protean eGov Technologies Limited	51	51	51	51	51
Non-controlling interest	49	49	49	49	49
Total	100	100	100	100	100

Share capital of NSDL e-Governance (Malaysia) SDN BHD	Nos.	Value in MYR
Protean eGov Technologies Limited	51	510
Non-controlling interest	49	490
Total	100	1,000

Breakup of reserves & surplus

Reserve and surplus calculation

	Non-controlling interest	Non-controlling interest	Non-controlling interest	Non-controlling interest	Non-controlling interest
Particulars	June 30, 2023	June 30, 2022	March 31, 2023	March 31, 2022	March 31, 2021
Opening	(1.93)	(1.88)	(1.88)	(1.85)	(1.85)
Profit / (loss) during the year*	-	-	(0.05)	(0.03)	-
Closing	(1.93)	(1.88)	(1.93)	(1.88)	(1.85)

*Represents value less than ₹ 0.01 million for financial year ended March 31, 2023

Protean eGov Technologies Limited

(Formerly known as NSDL e-Governance Infrastructure Limited)

Annexure VI - Notes to the Restated Consolidated Financial Information (Continued)

Currency : (₹ in Million)

29 Employee Stock Option Plan

The shareholders of the Company had approved NSDL Employees Stock Option Plan, 2017 on December 4, 2017 to be provided to specified categories of employees of the Group.

Pursuant to the Plan, the Company has granted options on various dates which are subject to varying conditions. A summary of options granted until date and conditions attached thereto has been tabulated below:

Grant date	Exercise Price	Options granted	Options vested and Exercisable	Options unvested	Options exercised	Options cancelled	Options outstanding	Grant Condition	
								Face Value	Vesting period
December 4, 2017	310	3,96,192	19,335	-	3,48,884	27,973	19,335	10	25% of the options granted will vest on 1st, 2nd, 3rd and 4th anniversary from the date of grant.
September 18, 2020	310	20,000	-	-	20,000	-	-	10	
December 3, 2020	310	40,000	-	-	40,000	-	-	10	
November 18, 2021	10	38,240	18,200	-	12,510	7,530	18,200	10	100% on completion of one year from grant date
June 27, 2022	647	80,408	35,919	42,823	-	1,666	78,742	10	30% , 30% and 40% respectively will vest on 1st, 2nd and 3rd anniversary from the date of grant
June 27, 2022	10	39,414	-	37,047	-	2,367	37,047	10	100% on completion of three years from grant date
August 26, 2022	678	8,921	-	8,448	-	473	8,448	10	30% , 30% and 40% respectively will vest on 1st, 2nd and 3rd anniversary from the date of grant
August 26, 2022	10	7,997	-	7,324	-	673	7,324	10	100% on completion of three years from grant date
November 23, 2022	678	9,576	-	9,576	-	-	9,576	10	30% , 30% and 40% respectively will vest on 1st, 2nd and 3rd anniversary from the date of grant
November 23, 2022	10	8,442	-	8,442	-	-	8,442	10	100% on completion of three years from grant date
15 February 2023	795.85	10,409	-	10,409	-	-	10,409	10	30% , 30% and 40% respectively will vest on 1st, 2nd and 3rd anniversary from the date of grant
15 February 2023	10	9,629	-	9,629	-	-	9,629	10	100% on completion of three years from grant date
Total		6,69,228	73,454	1,33,698	4,21,394	40,682	2,07,152		

Exercise period in all above grant is three years from the date of vesting.

Protean eGov Technologies Limited

(Formerly known as NSDL e-Governance Infrastructure Limited)

Annexure VI - Notes to the Restated Consolidated Financial Information (Continued)

Currency : (₹ in Million)

29 Employee Stock Option Plan (Continued)

Movement of stock options during the period/year

Particulars	For the period ended June 30, 2023				For the period ended June 30, 2022			
	No. of options	Range of exercise prices	Weighted average exercise price Rs.	Weighted average remaining contractual life (Years)	No. of options	Range of exercise prices	Weighted average exercise price Rs.	Weighted average remaining contractual life (Years)
Outstanding at the beginning of the period	1,25,037	(10-795.85)	307	3.84	83,256	(10-310)	180	3.15
Granted during the period	83,173	(10-647)	480.91	1.42	36,649	(10-675)	339	5.53
Forfeited during the period	(1,058)	(10-647)	-	-	(1,030)	10	10	-
Exercised during the period	-	-	-	-	-	-	-	-
Rounding off difference/period	-	-	-	-	-	-	-	-
Outstanding at the end of the period	2,07,152	(10-795.85)	378.00	3.72	1,18,875	(10-678)	231	3.71
Exercisable at the end of the period	73,454	(10-647)	400	2.34	27,196	310	310	1.85

Particulars	For the year ended March 31, 2023				For the year ended March 31, 2022				For the year ended March 31, 2021			
	No. of options	Range of exercise prices	Weighted average exercise price Rs.	Weighted average remaining contractual life (Years)	No. of options	Range of exercise prices	Weighted average exercise price Rs.	Weighted average remaining contractual life (Years)	No. of options	Range of exercise prices Rs.	Weighted average exercise price Rs.	Weighted average remaining contractual life (Years)
Outstanding at the beginning of the year	83,256	(10-310)	180	3.15	2,92,719	310	310	2.68	3,80,492	310	310	3.03
Granted during the year	91,623	(10-795.85)	365.68	5.02	38,240	10	10	3.00	60,000	310	310	3.94
Forfeited during the year	(12,524)	(10-678)	-	-	(3,089)	(10-310)	98	-	(16,294)	310	310	-
Exercised during the year	(37,318)	(10-310)	209.43	-	(2,44,614)	310	310	-	(1,31,481)	310	310	-
Rounding off difference/period	-	-	-	-	-	-	-	-	2	-	-	-
Outstanding at the end of the year	1,25,037	(10-795.85)	307.00	3.84	83,256	(10-310)	180	3.15	2,92,719	310	310	2.68
Exercisable at the end of the year	38,368	(10-795.85)	162	1.97	27,196	310	310	2.11	1,70,326	310	310	1.87

Protean eGov Technologies Limited

(Formerly known as NSDL e-Governance Infrastructure Limited)

Annexure VI - Notes to the Restated Consolidated Financial Information (Continued)

Currency : (₹ in Million)

29 Employee Stock Option Plan (Continued)

The weighted average remaining contractual life for the share options outstanding as at June 30, 2023, June 30, 2022, March 31, 2023, March 31, 2022 and March 31, 2021 was 3.72 years, 3.71 years, 3.84 years, 3.15 years and 2.68 years respectively. The weighted average share price for the options exercised during the year/period was NIL (June 30, 2022: Nil, March 31, 2023: ₹ 209.43, March 31, 2022: ₹ 310 and March 31, 2021: ₹ 310). Maximum Term of the options is 7 Years.

The weighted average fair value of the options granted during the year/period was ₹ 505.82 (June 30, 2022: 589.53, March 31, 2023 : ₹ 356.68, March 31, 2022 : ₹ 616, March 31, 2021 : ₹ 295). The weighted average share price for the options granted during the year/period was ₹ 795.85 (June 30, 2022: 795.85, March 31, 2023: ₹ 795.85, March 31, 2022: ₹ 667 and March 31, 2021: ₹ 468).

The aggregate compensation cost of ₹ 33.69 Million (June 30, 2022: ₹ 5.95 Million, March 31, 2023: ₹ 23.36 Million, March 31, 2022: ₹ 15.65 Million and March 31, 2021: ₹ 11.41) has been recognised under the ESOP plan 2017 and has been disclosed under Employee benefit expense under Note 20.

Significant assumptions used to estimate the fair value of options:

Variables	Risk Free Interest Rate	Expected Life	Expected Volatility	Dividend Yield	Fair value at the time of the option grant (Rs.)
Grant date 18 September 2020	4.66%	2.50	104.65%	0.00%	468.00
Grant date 3 December 2020	4.48%	3.00	89.63%	0.00%	468.00
Grant date 18 November 2021	6.05%	3.00	89.63%	2.14%	667.00
Grant date 27 June 2022	7.33%	3.00	67.50%	1.26%	744.84
Grant date 27 June 2022	6.92%	1.00	68.55%	1.26%	396.47
Grant date 27 June 2022	7.21%	2.00	68.99%	1.26%	446.56
Grant date 27 June 2022	7.33%	3.00	67.50%	1.26%	477.76
Grant date 26 August 2022	7.10%	3.00	67.53%	1.26%	744.77
Grant date 26 August 2022	6.84%	1.00	68.89%	1.26%	386.65
Grant date 26 August 2022	6.96%	2.00	69.38%	1.26%	437.54
Grant date 26 August 2022	7.10%	3.00	67.53%	1.26%	468.49
Grant date 23 November 2022	7.32%	3.00	67.77%	1.26%	744.84
Grant date 23 November 2022	7.15%	1.00	65.47%	1.26%	376.53
Grant date 23 November 2022	7.26%	2.00	70.33%	1.26%	443.02
Grant date 23 November 2022	7.32%	3.00	67.77%	1.26%	471.05
Grant date 15 February 2023	7.44%	3.00	55.57%	1.26%	752.95
Grant date 15 February 2023	7.32%	1.00	49.49%	1.26%	282.15
Grant date 15 February 2023	7.38%	2.00	55.66%	1.26%	358.29
Grant date 15 February 2023	7.44%	3.00	55.57%	1.26%	398.53

The fair value of ESOPs granted is determined using Black & Scholes Model.

Protean eGov Technologies Limited

(Formerly known as NSDL e-Governance Infrastructure Limited)

Annexure VI - Notes to the Restated Consolidated Financial Information (Continued)

Currency : (₹ in Million)

30 Capital and other commitments

Particulars	As at June 30, 2023 (₹ in Million)	As at June 30, 2022 (₹ in Million)	As at March 31, 2023 (₹ in Million)	As at March 31, 2022 (₹ in Million)	As at March 31, 2021 (₹ in Million)
Capital Commitments	-	12.49	19.90	17.40	2.50
Other Commitments - Bank guarantee	110.00	71.83	78.67	74.65	78.52

Refer Note 27 for contractual maturities of lease liability i.e. lease commitments.

31 Contingent liabilities:

- (i) On account of disputed demand raised by Sales tax officer for MVAT and CST: ₹ 226.32 Million (₹226.32 Million at June 30, 2022, ₹226.32 Million at March 31, 2023, ₹226.32 Million at March 31, 2022 and ₹226.32 Million at March 31, 2021@).
- (ii) Claims against the Group not acknowledged as debts: ₹ 9.9 Million (June 30, 2022: ₹ 9.9 Million, March 31, 2023: ₹ 9.9 Million, March 31, 2022: ₹ 9.9 Million and March 31, 2021: ₹ 9.9 Million) (net) #.
- (iii) On account of demand raised by Income tax officer for AY 2016-2017 : ₹ 13.63 Million (June 30, 2022: ₹ 13.63, March 31, 2023: ₹ 13.63, March 31, 2022: ₹ 13.63 Million and March 31, 2021: Nil) \$

Based on management evaluation and advice of tax consultants, these claims are not tenable against the Group, and therefore no provision for this contingency has been established.

- @ Demand raised by sales tax officer for MVAT and CST payable on services provided by Group. The Group has filed an appeal before the Sales Tax Tribunal and paid a deposit of ₹14.20 Million under protest. The amounts assessed as contingent liability do not include interest that could be claimed by the authorities. In terms of its Order dated 28 January 2022, the Tribunal has quashed and set aside the Order passed by the First Appellate Authority.

- # MVAT payable to seller on purchase of Times Tower premises

- \$ Demand raised by Income tax officer is on account of disallowance of deduction claimed by the Company under Section 35AC and Chapter VI-A of Income tax Act, 1961 in income tax return filed for Assessment Year 2016-17 vide Order dated 10 February 2022. Company has filed rectification application as well as appeal before CIT(A) against said demand.

32 Details of dues to micro, small and medium enterprises as defined under the MSMED Act, 2006

Under the Micro, Small and Medium Enterprises Development (MSMED) Act, 2006, which came into force from October 2, 2006 and on the basis of the information and records available with the Group, the following disclosures are made for the amounts due to the Micro and Small enterprises:

(₹ in Million)

Particulars	As at June 30, 2023	As at June 30, 2022	As at March 31, 2023	As at March 31, 2022	As at March 31, 2021
The amounts remaining unpaid to micro and small suppliers as at the end of the period/year					
Principal	121.49	22.90	191.92	56.63	167.10
Interest	-	-	-	-	-
Amount of interest paid by the Company in terms of section 16 of the MSMED Act, 2006, along with the amount of the payment made to the supplier beyond the appointed day during each accounting period/year	-	-	-	-	-
Amount of interest due and payable for the period of delay in making payment (which have been paid but beyond the appointed day during the year) but without adding the interest specified under the MSMED Act, 2006	-	-	-	-	-
Amount of interest accrued and remaining unpaid at the end of the accounting period/year	-	-	-	-	-
The amount of further interest remaining due and payable even in the succeeding years, until such date when the interest dues above are actually paid to the small enterprise, for the purpose of disallowance of a deductible expenditure under section 23 of the MSMED Act, 2006	-	-	-	-	-

Protean eGov Technologies Limited
(Formerly known as NSDL e-Governance Infrastructure Limited)

Annexure VI - Notes to the Restated Consolidated Financial Information (Continued)

Currency : (₹ in Million)

33 Corporate Social Responsibility

As per Section 135 of the Companies Act, 2013, a company, meeting the applicability threshold, needs to spend at least 2% of its average net profit for the immediately preceding three financial years on corporate social responsibility (CSR) activities. The areas for CSR activities are eradication of hunger and malnutrition, promoting education, art and culture, healthcare, destitute care and rehabilitation, environment sustainability, disaster relief and rural development projects. A CSR committee has been formed by the company as per the Act. The funds were primarily allocated to a corpus and utilized through the year on these activities which are specified in Schedule VII of the Companies Act, 2013.

a) Gross amount required to be spent by the Group on Corporate Social Responsibility activities is ₹ 28.90 Million for the year ended March 31, 2023, ₹ 29.78 Million for the year ended March 31, 2022 and ₹ 36.00 Million for the year ended March 31, 2021.

b) Amount spent during the year :

Particulars	(₹ in Million)		
	Amount paid	Paid in subsequent period	Total
March 31, 2023			
Construction / acquisition of any asset	-	-	-
On above purpose	29.10	-	29.10
March 31, 2022			
Construction / acquisition of any asset	-	-	-
On above purpose	34.78	-	34.78
March 31, 2021			
Construction / acquisition of any asset	-	-	-
On above purpose	38.64	-	38.64

34 Capital management

For the purpose of the Group's capital management, capital includes issued equity capital and all other equity reserves attributable to the equity holders of the Group. The primary objective of the Group's capital management is to maximise the shareholder value.

The Group manages its funds in a manner that it achieves maximum returns (net of taxes) with minimum risk to the capital and consider the liquidity concerns for its working capital requirements.

To meet the above objectives, the Group invests its funds in bank fixed deposits receipts (FDRs), the tax free bonds, non-convertible debentures and mutual funds as per the Group's investment policy.

Since the Group has no loans and borrowings, the disclosure requirements related to capital management defined in clause 135 (a) (ii), and (b) to (e) of Ind AS 1 "Presentation of Financial Statements" are not applicable to the Group.

35 Investor Education & Protection Fund

For the period ended June 30, 2023 and June 30, 2022 and years ended March 31, 2023, March 31, 2022, and March 31, 2021, the Group is not required to transfer any amount into the Investor Education & Protection Fund as required under relevant provisions of the Companies Act, 2013.

36 Social Security Code

The proposed Social Security Code, 2019, when promulgated, would subsume labour laws including Employees' Provident Funds and Miscellaneous Provisions Act, 1952 and amend the definition of wages on which the organisation and its employees are to contribute towards Provident Fund. The Group believes that there will be no significant impact on its contributions to Provident Fund due to the proposed amendments. Additionally, there is uncertainty and ambiguity in interpreting and giving effect to the guidelines of Hon. Supreme Court vide its ruling in February 2019, in the case of Surya Roshni Ltd. versus Employees Provident Fund, in relation to the scope of compensation on which the organisation and its employees are to contribute towards Provident Fund. The Group will evaluate its position and act, as clarity emerges.

37 No funds have been advanced or loaned or invested (either from borrowed funds or share premium or any other sources or kind of funds) by the Company and its subsidiary companies incorporated in India to or in any other person(s) or entity(ies), including foreign entities ("Intermediaries") with the understanding, whether recorded in writing or otherwise, that the Intermediary shall lend or invest in party identified by or on behalf of the Company and its subsidiary companies incorporated in India ("Ultimate Beneficiaries"). The Company and its subsidiary companies incorporated in India has not received any fund from any party(s) (Funding Party) with the understanding that the Company and its subsidiary companies incorporated in India shall whether, directly or indirectly lend or invest in other persons or entities identified by or on behalf of the Company and its subsidiary companies incorporated in India ("Ultimate Beneficiaries") or provide any guarantee, security or the like on behalf of the Ultimate Beneficiaries

Protean eGov Technologies Limited

(Formerly known as NSDL e-Governance Infrastructure Limited)

Annexure VI - Notes to the Restated Consolidated Financial Information (Continued)

38 Dividend

Dividends declared by the Company are based on the profit available for distribution. On May 19, 2023, the Board of Directors of the Company have proposed a final dividend of ₹ 10 per share in respect of the year ended March 31, 2023 subject to the approval of shareholders at the Annual General Meeting, and if approved, would result in a cash outflow of approximately ₹ 404.21 Million.

Dividends paid during the year ended 31 March 2023 include an amount of ₹ 10 per equity share towards final dividend for the year ended 31 March 2022. Dividends paid during the year ended 31 March 2022 comprise of ₹ 35 per equity share towards interim dividend of 31 March 2022 and ₹ 9 per equity share towards final dividend for the year ended 31 March 2021. Dividends paid during the year ended 31 March 2021 include an amount of ₹ 10 per equity share towards final dividend for the year ended 31 March 2020.

39 No transactions to report against the following disclosure requirements as notified by MCA pursuant to amended Schedule III:

- (a) Crypto Currency or Virtual Currency
- (b) Benami Property held under Benami Transactions (Prohibition) Act, 1988 (45 of 1988)
- (c) Registration of charges or satisfaction with Registrar of Companies
- (d) Relating to borrowed funds:
 - i. Wilful defaulter
 - ii. Utilisation of borrowed funds & share premium
 - iii. Borrowings obtained on the basis of security of current assets
 - iv. Discrepancy in utilisation of borrowings
 - v. Current maturity of long term borrowings

Protean eGov Technologies Limited

(Formerly known as NSDL e-Governance Infrastructure Limited)

Annexure VI - Notes to the Restated Consolidated Financial Information (Continued)

40 Supplementary note

The previously issued restated consolidated financial information as approved by the Board of Directors in their meeting held on August 8, 2023 included the unaudited interim financial statements of Protean Account Aggregator Limited (Formerly known as NSDL e-Governance Account Aggregator Limited) and Protean Infosec Services Limited, wholly owned subsidiaries incorporated in India ('Indian subsidiaries'), for the periods ended 30 June 2023 and 30 June 2022.

Subsequent to August 8, 2023, the interim financial statements of the Indian subsidiaries for the periods ended June 30, 2023 and June 30, 2022 have been audited by another auditor who has issued an unmodified opinion on the interim financial statements of the respective Indian subsidiaries dated October 4, 2023 and the same have been included in these restated consolidated financial information approved by the Board of Directors on October 6, 2023.

There has been no change in the profit or loss for the periods ended June 30, 2023 and June 30, 2022 and net assets of the Indian subsidiaries as considered in these restated consolidated financial information and the previously issued restated consolidated financial information approved by the Board of Directors in their meeting held on August 8, 2023. The details of total assets (before consolidated adjustments), total revenue (before consolidated adjustments), and net cash inflow/(outflow) (before consolidated adjustments) are as follows:

(Rupees in million)

Particulars	Protean Account Aggregator Limited (Formerly known as NSDL e-Governance Account Aggregator Limited)		Protean Infosec Services Limited	
	Jun-23	Jun-22	Jun-23	Jun-22
Period ended				
Total assets	38.62	30.12	69.23	82.20
Total revenue	0.07	0.24	3.26	0.97
Net cash inflow/(outflow)	(11.80)	0.49	(5.49)	0.35

The auditors of the Group have issued a revised Examination Report dated 6 October 2023 on these Revised restated consolidated financial information.

As per our report of even date attached

For **B S R & Associates LLP**

Chartered Accountants

Firm's Registration No: 116231W/W-100024

For and on behalf of the Board of Directors of

Protean eGov Technologies Limited

(CIN: U72900MH1995PLC095642)

Shabbir Readymadewala

Partner

Membership No. 100060

Shailesh Haribhakti

Chairman

DIN-00007347

Suresh Sethi

Managing Director and CEO

DIN-06426040

Place : Mumbai

Date : October 6, 2023

Jayesh Sule

Whole Time Director

DIN-07432517

Sudeep Bhatia

Chief Financial Officer

Place : Mumbai

Date : October 6, 2023

Maulesh Kantharia

Company Secretary

Protean eGov Technologies Limited
(Formerly known as NSDL e-Governance Infrastructure Limited)

Annexure VI - Notes to the Restated Consolidated Financial Information (Continued)

Currency : (₹ in Million)

Additional disclosures as per amendments in division II of Schedule III of the Companies Act 2013

A) The following ageing schedule shows the Trade receivables due from the transaction date:

Particulars	Outstanding for following periods due from the transaction date as on 30 June 2023					
	Less than 6 months	6 months -1 year	1-2 years	2-3 years	More than 3 years	Total
(i) Undisputed Trade receivables – considered good	1,113.59	190.29	168.22	89.01	315.04	1,876.15
(ii) Undisputed Trade Receivables – considered doubtful	-	-	33.56	132.33	386.86	552.75
(iii) Undisputed Trade Receivables – credit impaired	-	-	-	-	-	-
(iv) Disputed Trade Receivables considered good	-	-	-	-	111.89	111.89
(v) Disputed Trade Receivables considered doubtful	-	-	-	47.44	141.80	189.24
						2,730.03
					Add: Unbilled	245.23
					Total	2,975.26

Particulars	Outstanding for following periods due from the transaction date as on 30 June 2022					
	Less than 6 months	6 months -1 year	1-2 years	2-3 years	More than 3 years	Total
(i) Undisputed Trade receivables – considered good	1,044.62	220.76	144.69	196.61	133.89	1,740.57
(ii) Undisputed Trade Receivables – considered doubtful	-	35.14	130.44	299.83	192.63	658.04
(iii) Undisputed Trade Receivables – credit impaired	-	-	-	-	-	-
(iv) Disputed Trade Receivables considered good	-	-	-	111.89	-	111.89
(v) Disputed Trade Receivables considered doubtful	-	-	47.44	141.80	-	189.24
						2,699.74
					Add: Unbilled	6.70
					Total	2,706.44

Particulars	Outstanding for following periods due from the transaction date as on 31 March 2023					
	Less than 6 months	6 months -1 year	1-2 years	2-3 years	More than 3 years	Total
(i) Undisputed Trade receivables – considered good	1,176.95	116.91	156.44	87.93	313.68	1,851.91
(ii) Undisputed Trade Receivables – considered doubtful	-	5.38	54.22	189.81	303.32	552.73
(iii) Undisputed Trade Receivables – credit impaired	-	-	-	-	-	-
(iv) Disputed Trade Receivables considered good	-	-	-	-	111.89	111.89
(v) Disputed Trade Receivables considered doubtful	-	-	-	105.38	83.86	189.24
						2,705.77
					Add: Unbilled	154.95
					Total	2,860.72

Particulars	Outstanding for following periods due from the transaction date as on 31 March 2022					
	Less than 6 months	6 months -1 year	1-2 years	2-3 years	More than 3 years	Total
(i) Undisputed Trade receivables – considered good	1,109.26	148.61	141.28	206.32	135.69	1,741.16
(ii) Undisputed Trade Receivables – considered doubtful	29.14	21.28	189.81	245.60	173.22	659.05
(iii) Undisputed Trade Receivables – credit impaired	-	-	-	-	-	-
(iv) Disputed Trade Receivables considered good	-	-	-	111.89	-	111.89
(v) Disputed Trade Receivables considered doubtful	-	-	105.38	83.86	-	189.24
						2,701.34
					Add: Unbilled	5.54
					Total	2,706.88

Particulars	Outstanding for following periods due from the transaction date as on 31 March 2021					
	Less than 6 months	6 months -1 year	1-2 years	2-3 years	More than 3 years	Total
(i) Undisputed Trade receivables – considered good	959.36	266.54	325.03	136.99	86.25	1,774.17
(ii) Undisputed Trade Receivables – considered doubtful	-	-	151.58	46.42	102.42	300.42
(iii) Undisputed Trade Receivables – credit impaired	-	-	-	-	11.90	11.90
(iv) Disputed Trade Receivables considered good	31.25	74.13	97.88	-	-	203.26
(v) Disputed Trade Receivables considered doubtful	-	-	97.88	-	-	97.88
						2,387.63
					Add: Unbilled	86.27
					Total	2,473.90

Protean eGov Technologies Limited
(Formerly known as NSDL e-Governance Infrastructure Limited)

Annexure VI - Notes to the Restated Consolidated Financial Information (Continued)

Currency : (₹ in Million)

Additional disclosures as per amendments in division II of Schedule III of the Companies Act 2013

B) Shares held by promoters at the end of the period/year

Promoter name	As at 30.06.2023		
	No. of Shares	% of total shares	% Change during the period
There is no promoter holding at the end of the period	-	-	-

Promoter name	As at 30.06.2022		
	No. of Shares	% of total shares	% Change during the period
There is no promoter holding at the end of the period	-	-	-

Promoter name	As at 31.03.2023		
	No. of Shares	% of total shares	% Change during the year
There is no promoter holding at the end of the year	-	-	-

Promoter name	As at 31.03.2022		
	No. of Shares	% of total shares	% Change during the year
There is no promoter holding at the end of the year	-	-	-

Promoter name	As at 31.03.2021		
	No. of Shares	% of total shares	% Change during the year
There is no promoter holding at the end of the year	-	-	-

C) The following ageing schedule shows the Trade payables due for payment from the transaction date:

Particulars	Outstanding for following periods due from transaction date as on June 30, 2023				
	Not due and less than 1 year	1-2 years	2-3 years	More than 3 years	Total
MSME	121.49	-	-	-	121.49
Others	926.39	46.10	59.24	182.04	1,213.77
Disputed dues – MSME	-	-	-	-	-
Disputed dues - Others	-	-	-	-	-

Particulars	Outstanding for following periods due from transaction date as on June 30, 2022				
	Not due and less than 1 year	1-2 years	2-3 years	More than 3 years	Total
MSME	22.90	-	-	-	22.90
Others	779.41	47.43	61.58	182.33	1,070.75
Disputed dues – MSME	-	-	-	-	-
Disputed dues - Others	-	-	-	-	-

Particulars	Outstanding for following periods due from transaction date as on March 31, 2023				
	Not due and less than 1 year	1-2 years	2-3 years	More than 3 years	Total
MSME	191.92	-	-	-	191.92
Others	839.63	45.25	59.02	182.50	1,126.40
Disputed dues – MSME	-	-	-	-	-
Disputed dues - Others	-	-	-	-	-

Particulars	Outstanding for following periods due from transaction date as on March 31, 2022				
	Not due and less than 1 year	1-2 years	2-3 years	More than 3 years	Total
MSME	56.63	-	-	-	56.63
Others	520.20	80.51	113.50	186.38	900.59
Disputed dues – MSME	-	-	-	-	-
Disputed dues - Others	-	-	-	-	-

Particulars	Outstanding for following periods due from transaction date as on March 31, 2021				
	Not due and less than 1 year	1-2 years	2-3 years	More than 3 years	Total
MSME	167.10	-	-	-	167.10
Others	560.30	50.14	91.12	119.75	821.31
Disputed dues – MSME	-	-	-	-	-
Disputed dues - Others	-	-	-	-	-

Protean eGov Technologies Limited
(Formerly known as NSDL e-Governance Infrastructure Limited)

Annexure VI - Notes to the Restated Consolidated Financial Information (Continued)

Currency : (₹ in Million)

Additional disclosures as per amendments in division II of Schedule III of the Companies Act 2013

D) Capital-Work-in Progress

Particulars	Amount in CWIP for the year ended June 30, 2023				Total
	Less than 1 year	1-2 years	2-3 years	More than 3 years	
Projects in progress (intangible assets under development)	83.50	27.25	-	-	110.75

Particulars	Amount in CWIP for the year ended June 30, 2022				Total
	Less than 1 year	1-2 years	2-3 years	More than 3 years	
Projects in progress (on tangible assets)	5.94	-	-	-	5.94
Projects in progress (intangible assets under development)	59.73	22.10	-	-	81.83

Particulars	Amount in CWIP for the year ended March 31, 2023				Total
	Less than 1 year	1-2 years	2-3 years	More than 3 years	
Projects in progress (intangible assets under development)	92.17	22.10	-	-	114.27

Particulars	Amount in CWIP for the year ended March 31, 2022				Total
	Less than 1 year	1-2 years	2-3 years	More than 3 years	
Projects in progress (on tangible assets)	11.74	-	-	-	11.74
Projects in progress (intangible assets under development)	33.18	-	-	-	33.18

Particulars	Amount in CWIP for the year ended March 31, 2021				Total
	Less than 1 year	1-2 years	2-3 years	More than 3 years	
Projects in progress (on tangible assets)	13.21	0.07	-	0.13	13.41
Projects in progress (intangible assets under development)	0.80	-	-	-	0.80

Note:- Intangible assets under development completion schedule is not disclosed as the completion of all projects is not overdue and it has not exceeded its cost as compared to original plan.

Protean eGov Technologies Limited
(Formerly known as NSDL e-Governance Infrastructure Limited)

Annexure VI - Notes to the Restated Consolidated Financial Information (Continued)

Currency : (₹ in Million)

Additional disclosures as per amendments in division II of Schedule III of the Companies Act 2013

E) Ratios

Particulars	Numerator/ Denominator	As at June 30, 2023	As at June 30, 2022	Variance
Current Ratio	Current Asset / Current Liabilities	2.02	2.35	-14%
Net profit Ratio	Net Profit after taxes / Revenue From Operations	14.61%	13.57%	8%
Return on Equity *	Net Profit after taxes / Total Shareholder's Equity	3.63%	2.62%	38%
Return on Capital employed *	Earning before interest and taxes / Capital Employed (Shareholder's Equity + Non-current liabilities)	4.60%	3.29%	40%
Return on investment	Income received from investment / Average investment	1.76%	2.00%	-12%
Net capital turnover ratio**	Revenue from operations / Working Capital	97.07%	65.75%	48%
Trade receivables turnover ratio#	Revenue from operations / Average Accounts Receivable	1.03	0.79	31%
Trade payables turnover ratio	Other expenses / Average Trade Payables	1.10	1.05	4%

* Profit of Jun 23 has increased due to increase in revenue from

** Increased due to increase in revenue from operations on account of increase in Counts.

Increased due to increase in revenue from operations on account of increase in Counts.

Particulars	Numerator/ Denominator	As at March 31, 2023	As at March 31, 2022	As at March 31, 2021	Variance in March 31, 2023	Variance in March 31, 2022
Current Ratio *	Current Asset / Current Liabilities	1.79	3.08	2.27	-42%	36%
Net profit Ratio **	Net Profit after taxes / Revenue From Operations	14.42%	20.83%	15.28%	-31%	36%
Return on Equity **	Net Profit after taxes / Average Shareholder's Equity	12.49%	18.27%	13.81%	-32%	32%
Return on Capital employed **	Earning before interest and taxes / Capital Employed (Shareholder's Equity + Non-current liabilities)	16.13%	22.91%	16.93%	-30%	35%
Return on investment \$	Income received from investment / Average investment	6.37%	5.77%	9.54%	11%	-40%
Net capital turnover ratio#	Revenue from operations / Working Capital	4.13	1.89	2.78	119%	-32%
Trade receivables turnover ratio	Revenue from operations / Average Accounts Receivable	3.55	3.45	2.91	3%	19%
Trade payables turnover ratio	Other expenses / Average Trade Payables	3.67	4.78	4.19	-23%	14%

* In FY 2021-22, increase in cash and cash equivalent on account of amount received as sale proceed from Bangalore data centre and in FY 2022-23, there is no such sale.

** In FY 2021-22, Increase in profitability ratio is due to business profit earned on sale of Bangalore data centre (Refer Note 19) and in FY 2022-23, there is no such sale.

\$ Interest rate in market has been reduced in FY 2021-22 hence, ratio has decreased.

In FY 2021-22, there is increase in working capital on account of sale of Bangalore data centre at the end of the year due to which ratio has decreased. And in FY 2022-23, Proceeds from sale of data centre has been invested hence ratio increased.

Protean eGov Technologies Limited
(Formerly known as NSDL e-Governance Infrastructure Limited)

Annexure VI - Notes to the Restated Consolidated Financial Information (Continued)

Currency : (₹ in Million)

Additional disclosures as per amendments in division II of Schedule III of the Companies Act 2013

F) Corporate Social Responsibility (CSR)

Particulars	As at March 31, 2023	As at March 31, 2022	As at March 31, 2021
Amount required to be spent by the Group during the year	28.90	29.78	38.64
Amount of expenditure incurred	29.09	34.78	38.64
Shortfall/(Excess) at the end of the year	(0.19)	(5.00)	-
Total of previous years shortfall	-	-	-
Reason for shortfall	-	-	-
Nature of CSR activities	Charitable activities	Charitable activities	Charitable activities
Details of related party transactions	-	-	-
Where a provision is made with respect to a liability incurred by entering into a contractual obligation	NA	NA	NA

G) Details of transactions with struck off companies:

Name of struck off Company	Nature of transactions with struck-off Company	Balance outstanding as on				Relationship with the Struck off company, if any, to be disclosed
		30.06.2023	30.06.2022	31.03.2023	31.03.2022	
Integra Micro Systems Pvt Ltd	Receivables	-	-	-	0.01	-
CommScope Solutions India Private Limited	Receivables	-	-	-	0.01	-
Satguru Cements Private Limited	Receivables	-	-	-	*0.00	-
Pravasi Enterprises Ltd	Receivables	-	-	-	**0.00	-
Midwest Granite (Pondicherry) Private Limited	Receivables	-	-	-	@0.00	-
Haldiram Snacks Pvt Ltd	Receivables	-	-	-	#0.00	-
Whizkids Computer Pvt Ltd	Receivables	-	-	-	\$0.00	-
Channel Plastic Pvt Ltd	Receivables	-	-	-	Not Applicable	-
Enrich Financial Services Ltd	Receivables	-	-	-	Not Applicable	-

Amount rounded off here i.e. For 31.03.2022: * ₹ 1,494, ** ₹ 254, @ ₹ 3,065, # ₹ 1,523, \$ ₹ 95.

H) The Group has complied with the number of layers prescribed under clause (87) of section 2 of the Act read with Companies (Restriction on number of Layers) Rules, 2017.

I) During the period/year the Group has no transactions to report against the disclosure requirement relating to utilization of share premium as notified by MCA pursuant to amended Schedule III of Companies Act, 2013.

Protean eGov Technologies Limited

(Formerly known as NSDL e-Governance Infrastructure Limited)

Annexure VII - Statement of Adjustments to the Restated Consolidated Financial Information

Currency : (₹ in Million)

Statement of restatement adjustments

Summarised below are the adjustments made to the net profit of the audited consolidated financial statements of the Group for the period/year ended June 30, 2023, June 30, 2022, March 31, 2023, March 31, 2022 and March 31, 2021 their impact on the profit of the Group:

Particulars	(₹ in Million)				
	For the period ended June 30, 2023	For the period ended June 30, 2022	For the year ended March 31, 2023	For the year ended March 31, 2022	For the year ended March 31, 2021
Total net profit as per Audited Consolidated Financial Statements	322.11	212.71	1,070.42	1,439.37	921.87
Restatement adjustments:					
Change in accounting policy - Ind AS 116:					
Interest on lease liabilities	-	-	-	-	-
Depreciation on Right of use assets	-	-	-	(1.55)	5.03
Profit on discard of leased assets (net)	-	-	-	2.35	-
Adjustment for rent expenses	-	-	-	-	-
Impact on Income tax	-	-	-	0.10	-
Interest unwinding on security deposits	-	-	-	-	(1.43)
Deferred tax on Right of use assets	-	-	-	(0.13)	(4.57)
Total restatement adjustments	-	-	-	0.77	(0.97)
Total net profit as per Restated Consolidated Financial Information	322.11	212.71	1,070.42	1,440.91	919.94

Summarised below are the adjustments made to the equity of the audited consolidated financial statements of the Group for the period/year ended June 30, 2023, June 30, 2022, March 31, 2023, March 31, 2022 and March 31, 2021 and their consequential impact on the equity of the Group:

Particulars	(₹ in Million)				
	As at June 30, 2023	As at June 30, 2022	As at March 31, 2023	As at March 31, 2022	As at March 31, 2021
Total Equity as per Audited Consolidated Financial Statements	8,880.95	8,117.69	8,569.43	7,880.01	6,674.59
Cumulative impact on adoption of Ind AS 116	-	-	-	-	(2.57)
Total Equity as per Restated Consolidated Financial Information	8,880.95	8,117.69	8,569.43	7,880.01	6,672.02

1 Ind AS 115 - Revenue from contract with customers has been notified and effective for financial statements from 1 April 2018 which prescribes the accounting of the revenue from contract with customers. The change in accounting policy was already considered retrospectively from 1 April 2018 for preparing the Ind AS audited financial statements. There is no impact in the Restated Consolidated Financial Information of the Group.

2 Ind AS 116 - Leases has been notified and effective for financial statements from 1 April 2019 which prescribes the accounting of the lease contracts entered in the capacity of the lessee and a lessor. The Group has applied Ind AS 116 for preparing the Ind AS audited financial statements for the period beginning from 1 April 2019. For the purpose of preparing Restated Consolidated Financial I, Ind AS 116 has been applied retrospectively with effect from 1 April 2018.

Effective 1 April 2018, the Group has recognised lease liability measured at an amount equal to present value of remaining lease payments and corresponding Right of Use asset at an amount equivalent to lease liability adjusted by the amount of any prepaid or accrued lease payments relating to that lease recognised in the balance sheet immediately before 1 April 2018.

Protean eGov Technologies Limited

(Formerly known as NSDL e-Governance Infrastructure Limited)

Annexure VI - Notes to the Restated Consolidated Financial Information (Continued)

Currency : (₹ in Million)

Non-adjusting items

Audit Qualifications in Annexure to Auditors' Report, which do not require any corrective adjustments in the Restated Consolidated Financial Information

In addition to the audit opinion on the financial statements, the auditors are required to comment upon the matters included in the Companies (Auditor's Report) Order, 2020 ('CARO') for the years ended March 31, 2023 and March 31, 2022 and the Companies (Auditor's Report) Order, 2016 ('CARO') for the year ended March 31, 2021 issued by the Central Government of India in terms of sub-section (11) of Section 143 of the Companies Act, 2013. Certain statements/comments included in the annexure to the Auditors' report on the financial statements (i.e. CARO), which do not require any adjustments in the Restated Consolidated Financial Information are reproduced below in respect of the financial statements presented:

Financial year 2020-2021

Clause (vii)(a)

According to the information and explanations given to us and on the basis of our examination of the records of the Company, amounts deducted / accrued in the books of account in respect of undisputed statutory dues including Provident Fund, Employees' State Insurance, Income-tax, Goods and Services Tax and any other material statutory dues have been generally regularly deposited during the year with the appropriate authorities. As explained to us, the Company did not have any dues on account of duty of Customs and Cess.

According to the information and explanations given to us, no undisputed amounts payable in respect of Provident fund, Employees' State Insurance, Income-tax, Goods and Services Tax and other material statutory dues were in arrears as at 31 March 2021 for a period of more than six months from the date they became payable.

Clause (vii)(b)

According to the information and explanations given to us, there are no dues in respect of Income Tax and Goods and Services Tax which have not been deposited on account of any dispute. The dues of Central Sales Tax and Value Added Tax as disclosed below have not been deposited by the Company on account of disputes as at 31 March 2021:

Name of the Statute	Nature of the Dues	Amount (₹ In Lakhs)	Period to which the amount relates	Forum where dispute is pending
The Maharashtra Value Added Tax Act, 2002	Sales Tax, Interest and Penalty	2,118#	2015-2016	Appellate Tribunal
Central Sales Tax Act, 1956	Central Sales Tax, Interest and Penalty	3.20	2015-2016	Appellate Tribunal

These amounts are net of amount paid under protest of ₹ 142 Lakhs

Financial year 2021-2022

Clause (vii)(a)

The Company does not have liability in respect of Service tax, Duty of excise, Sales tax and Value added tax during the year since effective 1 July 2017, these statutory dues has been subsumed into GST.

According to the information and explanations given to us and on the basis of our examination of the records of the Company, amounts deducted / accrued in the books of account in respect of undisputed statutory dues including Goods and Service Tax ('GST'), Provident Fund, Income-Tax, Cess and other material statutory dues have generally been regularly deposited with the appropriate authorities.

According to the information and explanations given to us, no undisputed amounts payable in respect of GST, Provident Fund, Income-Tax, Duty of Customs, Cess and other material statutory dues were in arrears as at 31 March 2022 for a period of more than six months from the date they became payable.

Clause (vii)(b)

According to the information and explanations given to us, there are no dues of GST, Provident fund, Sales tax, Service tax, Duty of customs, Value added tax, Cess or other statutory dues which have not been deposited by the Company on account of disputes, except for the following:

Name of the Statute	Nature of the Dues	Amount (₹ In Million)	Period to which the amount relates	Forum where dispute is pending
The Maharashtra Value Added Tax Act, 2002	Sales Tax, Interest and Penalty	211.80#	2015-2016	Appellate Tribunal
Central Sales Tax Act, 1956	Central Sales Tax, Interest and Penalty	0.32	2015-2016	Appellate Tribunal
Income tax Act, 1961	Income tax	11.92	2010-2011	AO
Income tax Act, 1961	Income tax	11.56	2011-2012	AO
Income tax Act, 1961	Income tax	9.75	2012-2013	CIT(A)
Income tax Act, 1961	Income tax	0.09	2015-2016	AO
Income tax Act, 1961	Income tax	13.6	2016-2017	CIT(A)
Income tax Act, 1961	Income tax	53.86	2017-2018	AO
Income tax Act, 1961	Income tax	17.39	2018-2019	AO

Protean eGov Technologies Limited

(Formerly known as NSDL e-Governance Infrastructure Limited)

Annexure VI - Notes to the Restated Consolidated Financial Information (Continued)

Currency : (₹ in Million)

Financial year 2022-2023

Clause (vii)(a)

The Company does not have liability in respect of Service tax, Duty of excise, Sales tax and Value added tax during the year since effective 1 July 2017, these statutory dues has been subsumed into GST.

According to the information and explanations given to us and on the basis of our examination of the records of the Company, in our opinion amounts deducted / accrued in the books of account in respect of undisputed statutory dues including Goods and Service Tax, Provident Fund, Employees State Insurance, Income-Tax, Cess or other statutory dues have been regularly deposited by the Company with the appropriate authorities.

According to the information and explanations given to us and on the basis of our examination of the records of the Company, no undisputed amounts payable in respect of Goods and Service Tax, Provident Fund, Employees State Insurance, Income-Tax, Duty of Customs or Cess or other statutory dues were in arrears as at 31 March 2023 for a period of more than six months from the date they became payable.

Clause (vii)(b)

According to the information and explanations given to us, there were no dues on Goods and Service Tax, Income Tax, Provident Fund, Sales Tax, Service Tax, Duty of Customs, Value Added Tax, Cess or other statutory dues which have not been deposited by the Company on account of disputes, except for the following:

Name of the Statute	Nature of the Dues	Amount (₹ In Crores)	Period to which the amount relates	Forum where dispute is pending
The Maharashtra Value Added Tax Act, 2002	Sales Tax, Interest and Penalty	21.18**	FY 2015-16	Appellate Tribunal
Central Sales Tax Act, 1956	Central Sales Tax, Interest and Penalty	0.03	FY 2015-16	Appellate Tribunal
Income tax Act, 1961	Income tax	0.02	AY 2004-05	AO
Income tax Act, 1961	Income tax	2.75	AY 2010-11	AO
Income tax Act, 1961	Income tax	1.16	AY 2011-12	AO
Income tax Act, 1961	Income tax	0.98	AY 2012-13	CIT(A)
Income tax Act, 1961	Income tax	0.01	AY 2015-16	AO
Income tax Act, 1961	Income tax	0.55	AY 2016-17	CIT(A)
Income tax Act, 1961	Income tax	5.39	AY 2017-18	AO
Income tax Act, 1961	Income tax	1.74	AY 2018-19	AO
Income tax Act, 1961	Income tax	58.44	AY 2019-20	AO
Income tax Act, 1961	Income tax	0.23	AY 2020-21	AO

** These amounts are net of amount paid under protest of ₹ 1.42 Crore

OTHER FINANCIAL INFORMATION

Non-GAAP Measures

Certain non-GAAP financial measures relating to our financial performance such as, EBITDA, Return on Net Worth, Return on Equity, Return on Capital Employed, Adjusted EBITDA, Adjusted EBITDA Margin and Net Asset Value Per Equity Share (“Non-GAAP Measures”) have been included in this Red Herring Prospectus. We compute and disclose such non-GAAP financial measures relating to our financial performance as we consider such information to be useful measures of our business and financial performance. These non-GAAP financial measures and other information relating to financial performance may not be computed on the basis of any standard methodology that is applicable across the industry and therefore may not be comparable to financial measures of similar nomenclature that may be computed and presented by other companies and are not measures of operating performance or liquidity defined by Ind AS and may not be comparable to similarly titled measures presented by other companies. See “Risk Factors – 52. We have in this Red Herring Prospectus included certain non-GAAP financial and operational measures and certain other industry measures related to our operations and financial performance that may vary from any standard methodology that is applicable across the IT / ITES industry. We rely on certain assumptions and estimates to calculate such measures, therefore such measures may not be comparable with financial, operational or industry related statistical information of similar nomenclature computed and presented by other similar companies” beginning on page 47.

(₹ in millions, unless otherwise stated)

Particulars	As at and for the year/period ended				
	June 30, 2023	March 31, 2023	June 30, 2022	March 31, 2022	March 31, 2021
Profit for the period/year	322.11	1,070.42	212.71	1,439.37	921.87
Weighted average number of basic equity shares outstanding during the period/year (in million) [#]	40.42	40.39	40.38	40.23	40.05
Weighted average number of diluted equity shares outstanding during the period/year (in million) [#]	40.48	40.43	40.43	40.27	40.09
Bonus shares issued subsequent to 31 December 2020 ^s	Nil	Nil	Nil	Nil	Nil
Net Worth for equity shareholders as restated as at (₹ in million)	8,880.95	8,569.43	8,117.69	7,880.01	6,674.59
EBITDA (in ₹ million)	468.50	1,596.30	315.90	2,031.01	1,337.38
Earnings per share					
Basic earnings per share (Face Value of ₹10 each) (in ₹)	7.97*	26.50	5.27*	35.78	23.02
Diluted earnings per share (Face Value of ₹10 each) (in ₹)	7.96*	26.48	5.26*	35.75	23.00
Return on Net Worth (%)	3.63%	12.49%	2.62%	18.27%	13.81%
Net Asset Value Per Equity Share (in ₹)	219.71	212.00	201.01	195.13	166.29

*Not Annualized

Notes:

A The ratios have been computed as follows:

a) Earning Per Share (Basic) = Restated net profit after tax and adjustments, available for equity shareholders/Weighted average number of equity shares outstanding during the period/year

b) Earning Per Share (Diluted) = Restated profit for the period/year / Weighted average number of diluted potential equity shares outstanding during the period/year

c) Return on Net Worth (%) = Restated net profit after tax and adjustments, available for equity shareholders/ Restated Net worth at the end of the period/year

d) Net Asset Value Per Equity Share (in ₹) = Restated Net Worth at the end of the period/year / Number of equity shares outstanding at the end of the period/year

e) EBITDA = EBITDA stands for earnings before interest, taxes, depreciation and amortisation which has been arrived at by adding finance cost, depreciation expense, and total tax expense to the restated profit for the period / year

B Accounting and other ratios are derived from the Restated Consolidated Financial Information.

C Net Worth for calculating ratios = aggregate value of the paid-up share capital including all reserves created out of the profits, capital redemption reserves, general reserves, securities premium and ESOP Reserves, but does not include reserves created out of revaluation of assets, writeback of depreciation and amalgamation, attributable to equity holders of the Company

D Weighted average number of equity shares is the number of equity shares outstanding at the beginning of the year adjusted by the number of equity shares issued during the year multiplied by the time weighting factor. The time weighting factor is the number of days for which the specific shares are outstanding as a proportion of total number of days during the year

E Earnings per share calculations are in accordance with Indian Accounting Standard 33 (Ind AS 33) - Earnings per share

F EPS and Return on Net Worth numbers for the three months ended June 30, 2023 have not been annualised

Reconciliation of non-GAAP measures

Reconciliation for the following non-GAAP financial measures included in this Red Herring Prospectus, EBITDA, Return on Net Worth and Net Asset Value Per Equity Share are given below:

A. Reconciliation of restated profit for the period / year to EBITDA for the period / year

The table below reconciles restated profit for the period / year to EBITDA. EBITDA is calculated as restated profit for the period / year plus total tax expenses, depreciation and amortization expenses, and finance costs.

(₹ in millions, unless otherwise stated)

Particulars	For the year/period ended				
	June 30, 2023	March 31, 2023	June 30, 2022	March 31, 2022	March 31, 2021
Profit for the period / year (I)	322.11	1,070.42	212.71	1,439.37	921.87
Adjustments					
Add: Tax expense (II)	95.12	333.76	58.90	416.86	238.17
Add: Finance Cost (III)	2.17	9.27	2.65	4.83	9.45
Add: Depreciation and amortisation expense (IV)	49.10	182.85	41.64	169.95	167.91
Earnings Before Interest, Tax, Depreciation and Amortisation (EBITDA) (V = I + II + III + IV)	468.50	1,596.30	315.90	2031.01	1,337.38

B. Reconciliation of Return on Net Worth

Return on Net Worth is calculated as restated profit for the period / year divided by total equity on the last day of the fiscal period/year.

(₹ in millions, unless otherwise stated)

Particulars	As at and for the year/period ended				
	June 30, 2023	March 31, 2023	June 30, 2022	March 31, 2022	March 31, 2021
Equity Share Capital (I)	404.21	404.21	403.84	403.84	401.39
Other Equity (II)	8,476.74	8,165.22	7,713.85	7,476.17	6,273.20
Total Equity, after minority interest (III = I + II)	8,880.95	8,569.43	8,117.69	7,880.01	6,674.59
Profit for the period / year (IV)	322.11	1,070.42	212.71	1,439.37	921.87
Return on Net Worth (%) (V= IV / III)	3.63%	12.49%	2.62%	18.27%	13.81%

C. Reconciliation of Net Asset Value Per Equity Share

(₹ in millions, unless otherwise stated)

Particulars	As at and for the year/period ended				
	June 30, 2023	March 31, 2023	June 30, 2022	March 31, 2022	March 31, 2021
Equity Share Capital (I)	404.21	404.21	403.84	403.84	401.39
Other Equity (II)	8,476.74	8,165.22	7,713.85	7,476.17	6,273.20
Total Equity, after minority interest (III = I + II)	8,880.95	8,569.43	8,117.69	7,880.01	6,674.59
No. of equity shares[#] (in millions) (IV)	40.42	40.39	40.38	40.23	40.05
Net Asset Value Per Equity Share (V = III / IV) (in ₹)	219.71	212.00	201.01	195.13	166.29

The audited standalone financial statements of our Company as at and for the year ended March 31, 2023, March 31, 2022, and March 31, 2021 and the audit reports thereon (“**Audited Financial Statements**”) are available at <https://www.proteantech.in/ipo-offer-documents>. Our Company is providing a link to this website solely to comply with the requirements specified in the SEBI ICDR Regulations. The Audited Financial Statements do not constitute, (i) a part of this Red Herring Prospectus; or (ii) a prospectus, a statement in lieu of a prospectus, an offering circular, an offering memorandum, an advertisement, an offer or a solicitation of any offer or an offer document to purchase or sell any securities under the Companies Act, the SEBI ICDR Regulations, or any other applicable law in India or elsewhere in the world. The Audited Financial Statements should not be considered as part of information that any investor should consider to subscribe for or purchase any securities of our Company, or any entity in which it or its shareholders have significant influence and should not be relied upon or used as a basis for any investment decision. None of the Company, or any entity in which it or its shareholders have significant influence or any of its advisors, nor any Book Running Lead Managers or the Selling Shareholders, nor any of their respective employees, directors, affiliates, agents or representatives accept any liability whatsoever for any loss, direct or indirect, arising from any information presented or contained in the Audited Financial Statements, or the opinions expressed therein.

CAPITALISATION STATEMENT

The following table sets forth our Company's capitalization as at June 30, 2023, on the basis of amounts derived from our Restated Consolidated Financial Information, and as adjusted for the Offer. This table should be read in conjunction with the sections titled "Risk Factors", "Restated Consolidated Financial Information" and "Management's Discussion and Analysis of Financial Condition and Results of Operations", beginning on pages 24, 195 and 267, respectively.

(₹ in million)

Particulars	Pre-Offer as at June 30, 2023 [^]	Adjusted for the proposed Offer*
Total borrowings		
Current borrowings [#]	Nil	
Non-current borrowings (including current maturities of long-term borrowings) [#]	Nil	
Total borrowings	Nil	
Total equity	8,880.95	Refer notes below
Equity share capital	404.21	
Other equity [#]	8,476.74	
Total equity	8,880.95	
Total non-current borrowings (including current maturities of long- term borrowings)/ Total equity (B)/(D)	Nil	
Total borrowings/ total equity	Nil	

Notes:

* Our Company is proposing to offer the Equity Shares through an offer for sale by way of initial public offering. Hence, there will be no change in the shareholders' funds on account of this Offer.

These terms carry the same meaning as per Schedule III of the Companies Act.

[^] Our Company has allotted 25,338 Equity Shares on August 8, 2023 pursuant to exercise of employee stock options granted under the ESOP Scheme. For further details see "Capital Structure - Equity share capital history of our Company" on page 72.

RELATED PARTY TRANSACTIONS

For details of the related party transactions, as per the requirements under applicable Accounting Standards i.e. Ind AS 24 - Related Party Disclosures, read with the SEBI ICDR Regulations as at and for the three months period ended June 30, 2023 and June 30, 2022 and for the years ended March 31, 2023, March 31, 2022 and March 31, 2021 and as reported in the Restated Consolidated Financial Information, see “*Restated Consolidated Financial Information – Annexure VI – Notes to the Restated Consolidated Financial Information – Note 26: Related Party Transactions*” beginning on page 243.

FINANCIAL INDEBTEDNESS

Our Board is empowered to borrow money in accordance with Section 179 and Section 180 of the Companies Act and our AoA. As of the date of this Red Herring Prospectus, our Company and our Subsidiaries do not have any outstanding fund-based facilities.

Our Company has a sanctioned bank guarantee facility of ₹250.00 million valid for a maximum period of 10 years. The outstanding amount of the bank guarantee availed by the Company is ₹110 million.

MANAGEMENT'S DISCUSSION AND ANALYSIS OF FINANCIAL CONDITION AND RESULTS OF OPERATIONS

The following discussion of our financial condition and results of operations should be read in conjunction with our Restated Consolidated Financial Information beginning on page 195.

This Red Herring Prospectus may include forward-looking statements that involve risks and uncertainties, and our actual financial performance may materially vary from the conditions contemplated in such forward-looking statements as a result of various factors, including those described below and elsewhere in this Red Herring Prospectus. For further information, see "Forward-Looking Statements" beginning on page 16. Also read "- Significant Factors Affecting our Results of Operations" beginning on page 270, for a discussion of certain factors that may affect our business, financial condition or results of operations.

Unless otherwise indicated or the context otherwise requires, the financial information for Fiscals 2021, 2022 and 2023 and for the three months ended June 30, 2022 and June 30, 2023 included herein is derived from the Restated Consolidated Financial Information, included in this Red Herring Prospectus. For further information, see "Restated Consolidated Financial Information" on page 195.

*Unless otherwise indicated, industry and market data used in this section has been derived from industry publications, in particular, the report titled "Assessment of large-scale IT infrastructure demand in India" dated December 2021 read with the first addendum to the report dated April 2023 and the second addendum to the report dated September 2023 (the "**CRISIL Report**"), prepared and issued by CRISIL, appointed by us on May 12, 2021 and exclusively commissioned and paid for by us in connection with the Offer. A copy of the CRISIL Report is available on the website of our Company at available at <https://www.proteantech.in/ipo-offer-documents>. The data included herein includes excerpts from the CRISIL Report and may have been re-ordered by us for the purposes of presentation. There are no parts, data or information (which may be relevant for the proposed issue), that has been left out or changed in any manner. For more information, see "Risk Factors – 18. Industry information included in this Red Herring Prospectus has been derived from an industry report exclusively commissioned by and paid for by us for such purpose." beginning on page 35. Also see, "Certain Conventions, Presentation of Financial, Industry and Market Data – Industry and Market Data" beginning on page 13.*

OVERVIEW

We are one of the key IT-enabled solutions companies in India (*Source: CRISIL Report*) engaged in conceptualizing, developing and executing nationally critical and population scale greenfield technology solutions. We collaborate with the government and have extensive experience in creating digital public infrastructure and developing innovative citizen-centric e-governance solutions. We were originally setup as a depository in 1995 and created a systemically important national infrastructure for capital market development in India. We have been the chief architect and implementer for some of the most critical and large-scale technology infrastructure projects in India. (*Source: CRISIL Report*) We believe our solutions have led to identification of bottlenecks in government services, increased transparency and efficiency, redefined delivery of public services and led to a reduction in service delivery costs. We were among the leading Indian companies in the e-governance sector in terms of profitability, operating income, operating profit and operating profit margin in Fiscal 2023 (*Source: CRISIL Report*) We are a professionally managed company and are led by an experienced senior management team whose expertise and industry experience have helped us grow our operations and innovate our services.

Since inception and as of June 30, 2023, we have implemented and managed 19 projects spread across seven ministries and autonomous bodies ushering change in public delivery of services. Our primary engagement has been with following ministries:



We have been instrumental in establishing public digital infrastructure and creating e-governance interventions impacting multiple sectors of the Indian economy. Some of our key interventions include:

- Modernising the direct tax infrastructure in India through projects like Permanent Account Number (“**PAN**”) issuance, the Tax Information Network (“**TIN**”) including Online Tax Accounting Systems (“**OLTAS**”).
- Strengthening the old age security system in the country by building the core IT infrastructure as a Central Recordkeeping Agency (“**CRA**”) for the National Pension System (“**NPS**”).
- Enabling the universal social security system for all Indians, particularly the workers in the unorganized sector by creating technology infrastructure as a CRA for the Atal Pension Yojana (“**APY**”).
- Contributing to the India Stack, a set of application programming interface (“**API**”) that allows governments, businesses, startups and developers to utilise a unique digital infrastructure to prepare solutions that are presence-less, paperless and enable cashless service delivery. We have also enabled the BFSI sector by providing Aadhaar-based identity authentication and e-Sign services, as a licensed certifying authority empaneled by the Controller of Certifying Authorities. We were appointed as a registrar for enrolling citizens for Aadhaar.
- Improving accessibility to education and skill financing through creation of efficient digital marketplaces enabling discovery of financial resources through platforms such as Vidya Lakshmi, and Vidyasaarathi.
- Contributing to and supporting open digital building blocks such as Open Network for Digital Commerce (“**ONDC**”) for use-cases across sectors like e-commerce, mobility, healthcare, agriculture and education. We are one of the key and early contributors to the open source community and protocols that are powering ONDC. (*Source: CRISIL Report*)

In our experience, these projects have resulted in reduction of turnaround time by digitizing processes, ensuring better compliance with government policies and enhancing transparency by providing real-time reports and dashboards to stakeholders. For further information on our key projects, see “*Our Business – Key Projects*” beginning on page 145.

****Remainder of this page is intentionally left blank****

Project-wise major highlights and our market share are as below:

Services	Major Highlights	Protean's Market Share
Service vertical: Public Finance Management System and Taxation		
Pan Issuance	Over 446 million PAN issued since commencement	45%
TIN	2.10 million deductors filed TDS returns electronically through TIN systems in Fiscal 2023	58%
Service vertical: Social Security (as of June 30, 2023)		
National Pension Scheme	16.56 million Subscribers	94%
	AUM (₹ million) 90,85,774	99%
Atal Pension Yojana	47.75 million Subscribers	100%
	AUM (₹ million) 2,95,825	

* Source: CRISIL Report

We have over the years successfully adapted to technology advancements through continuous investments in new technologies and capabilities and by developing sophisticated technology architecture. We have domain knowledge for various industries that allows us to develop functionalities that address specific requirements of end-users, businesses and public entities. While executing large and complex projects, we leverage our comprehensive program management expertise. Our clients benefit from our delivery model, significant experience across various technologies, industry knowledge, project management expertise and proprietary software engineering tools developed in-house.

Our business model has resulted in positive cash flows over the years and our cash flows from our operating activities were ₹ 1,001.19 million, ₹ 942.69 million, ₹ 1,370.21 million, ₹ 109.40 million and ₹ (79.04) million in Fiscals 2021, 2022 and 2023 and in the three months ended June 30, 2022 and June 30, 2023, respectively. We have been profitable since Fiscal 1999 and have consistently declared and paid dividends since Fiscal 2001. The table below set out our key financial metrics for the periods indicated:

Particulars	Fiscal			Three months ended June 30, 2022	Three months ended June 30, 2023
	2021	2022	2023		
	(₹ million except percentages)				
Profit for the year/period	921.87	1,439.37	1,070.42	212.71	322.11
Revenue from operations	6,031.32	6,909.09	7,422.06	1,567.48	2,204.03
ROE	13.81%	18.27%	12.49%	2.62%*	3.63%*
ROCE	16.93%	22.91%	16.13%	3.29%*	4.60%*

* on an annualized basis

We are a professionally managed company and are led by an experienced senior management team whose expertise and extensive industry experience has helped us grow our operations and innovate our services over the years. Our Shareholders include financial institutions such as NSE Investments Limited, 360 ONE Special Opportunities Fund (formerly known as IIFL Special Opportunities Fund), SUUTI, Citicorp Finance India Limited and certain public and private sector banks such as State Bank of India, Punjab National Bank, Union Bank of India, Bank of Baroda and Canara Bank, HDFC Bank Limited, Axis Bank

Limited, Deutsche Bank A.G, The Hong Kong and Shanghai Banking Corporation Limited, Standard Chartered Bank, among others.

We have embraced an impact weighted framework to guide all business decisions with a focus on Environment, Social and Governance (“ESG”) framework and committed to build a value system guiding us to contribute towards a sustainable and responsible future. We understand our responsibility towards the society at large and therefore, our business model focuses on the foundation of social capitalism. We are also cognizant of other important sustainability aspects and endeavour to continuously enhance our operations towards factors influencing ESG. An independent agency has been conducting comprehensive impact diagnostic assessment on an independent basis in the past few years and we have taken all reasonable efforts to incorporate their audit findings into our strategic planning process. The assessment by an independent agency helps us identify opportunities to improve further towards global and national sustainability goals.

PRESENTATION OF FINANCIAL INFORMATION

Our restated consolidated balance sheet as at March 31, 2021, 2022 and 2023, and as at June 30, 2022 and June 30, 2023 and the restated consolidated statement of profit and loss (including other comprehensive income), the restated consolidated cash flow statement, restated consolidated statement of changes in equity and notes forming part of the restated consolidated financial information for the years ended March 31, 2021, March 31, 2022 and March 31, 2023 and for the three months ended June 30, 2022 and June 30, 2023 together with the summary of significant accounting policies and explanatory information thereon (collectively, the “**Restated Consolidated Financial Information**”), have been compiled from our audited financial statements as at and for the years ended March 31, 2021, 2022 and 2023, and as at and for the three months ended June 30, 2022 and June 30, 2023 prepared in accordance with the Ind AS prescribed under Section 133 of the Companies Act, read with Companies (Indian Accounting Standards) Rules, 2015, as amended and other relevant provisions of the Companies Act. In addition, in accordance with the SEBI ICDR Regulations and the Guidance Note on “Reports in Company Prospectuses (Revised 2019)” issued by ICAI, certain adjustments have been incorporated for alignment of accounting policies, rectification of errors and regroupings/reclassifications across the different periods for the preparation of the Restated Consolidated Financial Information for the years ended March 31, 2023, March 31, 2022 and March 31, 2021 and for the three months ended June 30, 2022 and June 30, 2021 based on the accounting policies and grouping/classifications followed by the Company for preparation of its audited consolidated financial statements as at and for the three months ended June 30, 2023.

SIGNIFICANT FACTORS AFFECTING OUR RESULTS OF OPERATIONS AND FINANCIAL CONDITION

Diversified offerings and solutions and pricing

Our revenue, gross margins and profit vary among our offerings. Among the risks associated with the introduction of new offerings and solutions are delays in development, cost of development, delays in implementation, reduction in pricing, difficulty in predicting demand for new offerings and solutions, quality or other defects. In addition, our business depends on our ability to ensure payment from our clients for our offerings, and we maintain provisions against receivables and unbilled services and deploy stringent follow up procedures for customer receivables.

Our revenue growth and margin performance depends on the potential demand for our solutions and from the verticals in which we operate. As particular markets experience more (or less) growth, we would expect these trends to be reflected in our results in those areas. The growth in the healthcare industry is supported by increased demand due to the COVID-19 pandemic and government initiatives like access-free drugs and diagnostics under the Ayushman Bharat programme, increased spending under healthcare, and increased penetration of insurance and increased awareness about regular health check-ups. The degree of adoption of digitization depends on the digital maturity of the market/ vertical, regulatory compliances, and prioritization of IT budgets on digital spend compared to legacy solutions.

We negotiate pricing terms for a composite project, including our products and integration and maintenance services, utilizing a range of pricing structures including cost or project-based, transaction or services-based or on a hybrid model with features of both such pricing models. Our pricing is dependent on our internal forecasts and predictions about our offerings and solutions and associated services and the demand for such solutions by our clients, which may be based on limited data and could prove to be inaccurate. In addition, our pricing, cost and profit margin estimates on certain offerings and solutions, frequently include anticipated long-term research and development and investment costs that we expect to incur. In addition, certain of our offerings and solutions, and services require investment in hardware and software in the early stages that is expected to be recovered through subsequent billings, occasionally over the life of the agreement. Our projects often involve the construction of new technology products and communications networks and the development and deployment of advanced technologies.

Continuing relationship with existing clients and expansion of client base

We partner with the government and have over 25 years of experience in creating digital public infrastructure and developing innovative citizen-centric e-governance solutions. Our IT enabled e-governance services generated revenue from operations of ₹ 6,031.32 million, ₹ 6,909.09 million, ₹ 7,422.06 million, ₹ 1,567.48 million and ₹ 2,204.03 million in Fiscals 2021, 2022 and

2023 and in the three months ended June 30, 2022 and June 30, 2023, respectively, and accounted for all of our total revenue from operations in each period. The termination of a major contract or loss of a major client or a significant reduction in the service performed on a major contract or for a major client could result in a reduction of such revenue. Further, given that our clients are government agencies, are subject to additional regulatory or other scrutiny associated with commercial transactions with government owned or controlled entities and agencies and there may be delays associated with collection of receivables from government owned or controlled entities.

As our client relationships mature and deepen, we seek to maximize our revenues and profitability by expanding the scope of our offerings with the objective of winning more business from our clients. Many of our existing clients typically expand their scope of our services by either expanding our services from one location to additional locations in which they operate, or by gradually engaging us for other services to aid in their digital transformation journey. We believe that our ability to strengthen our existing client relationships will be an important factor in our future growth and in our ability to continue increasing our profitability.

We intend to further grow our sales force to provide broader client coverage. Further, our ability to grow our client base and drive market adoption of our services is also affected by the pace at which organizations digitally transform. We believe the degree to which prospective clients recognize the need for our offerings to maximize their business process would lead to a higher budget allocation for purchasing and engaging our services. This will drive our ability to acquire new clients and increase sales to existing clients which, in turn, will drive our revenue growth and will affect our future financial performance.

Increased marketing and branding focus

In order to compete effectively and grow our business, particularly to implement our growth strategy of diversifying our offerings into new sectors and expanding into new geographies, we continue to invest significant resources on further strengthening our brand through extensive brand building and marketing campaigns. While we continue to focus on strengthening our services portfolio, we will need to continue to invest significant resources in marketing activity to further establish our brand, which will impact our expenditure and profitability. Some of the factors which require us to increase our brand building activities include: increased spending from our competitors, the increasing costs of supporting multiple offerings and services and complex technology solutions, expansion into geographies and products where our offerings are less well known as well as inflation in pricing. We have incurred significant financial and human resources on the establishment and maintenance of our service offerings, and we will continue to invest in, and devote resources to, advertising and marketing, as well as other brand building efforts to enhance consumer awareness of our brand and the services and technology solutions we offer. In addition, we have recently changed the name of our Company and expect to undertake additional marketing and brand building activities to promote our Company. We believe that the increased brand awareness and marketing of our products in recent years have resulted in an increase in revenues from our e-governance offerings in recent periods and we expect this trend to continue.

Operating costs

Processing charges contribute a significant portion of our total expenses on account of printing, postage and service charges paid to facilitation centers for PAN, TAN, e-TDS, Aadhar and CRA services. Processing charges were ₹ 3,136.80 million, ₹ 3,363.04 million, ₹ 3,256.95 million, ₹ 747.99 million and ₹ 1,021.69 million in Fiscals 2021, 2022 and 2023 and in the three months ended June 30, 2022 and June 30, 2023, respectively, and accounted for 58.52%, 57.53%, 50.62%, 53.62% and 53.37% of our total expenses, respectively. Employee benefit expense is a component of our total expense. As we expand our business operations, we expect to incur additional employee costs resulting from an increase in the number of personnel as well as the employment of technically qualified employees. The information technology industry is highly competitive, and it can be difficult and expensive to attract and retain talented and experienced employees.

Competition

Our business is highly competitive, and our success is dependent upon our ability to compete against other IT companies, as well as service providers, including some that have greater resources than we have. Some of our competitors have longer operating histories, greater financial, technical, product development and marketing resources and greater name recognition. Such competitors could use these resources to market or develop solutions that are more effective or less costly than our solutions or that could render any or all of our solutions obsolete. Competitive pressures could also affect the pricing of our solutions. Greater competition for particular solutions could have a negative impact on pricing. We will continue to seek to distinguish our offerings by providing quality solutions at competitive prices. In addition, we may face pressure to increase our advertising and sales promotion expenses significantly, which would adversely affect our profitability.

Impact of COVID-19

On March 14, 2020, the Government of India declared COVID-19 as a “notified disaster” and initiated a nation-wide lockdown beginning March 25, 2020 for three weeks which was extended to May 31, 2020. The lockdown was periodically extended to varying degrees by state governments and local administrations. The lockdown, including shutdown of public transportation, hampered our business and field operations. A second wave of COVID-19 beginning in March 2021 became more severe and widespread than the first wave during 2020, with many geographies experiencing shortages of vaccines, hospital beds and oxygen. This second wave has also resulted in additional lockdowns throughout India. As a result of this second wave of COVID-19 cases and associated lockdowns, our business and field operations were similarly hampered. Our profitability was marginally impacted as certain clients sought price reductions or discounts. We experienced a decline in our revenue from operations in Fiscal 2021 which was ₹ 6,031.32 million. We also witnessed an increase in provision for doubtful debts to ₹ 410.20 million in Fiscal 2021 due to an increase in expected credit risk loss on long outstanding trade receivables.

CHANGES IN ACCOUNTING POLICIES IN THE LAST THREE FINANCIAL YEARS

There have been no changes in the accounting policies of the Company during the last three financial years.

Ind AS 116

On March 30, 2019, the Ministry of Company Affairs (“MCA”) notified that Ind AS 116 – Leases would be effective for accounting periods beginning on or after April 1, 2019 which prescribes the accounting of the lease contracts entered in the capacity of the lessee and a lessor. We have applied Ind AS 116 for preparing the Ind AS audited financial statements for the period beginning from April 1, 2019. For the purpose of preparing Restated Consolidated Financial Information, Ind AS 116 has been applied retrospectively with effect from April 1, 2018. Effective April 1, 2018, we have recognised lease liability measured at an amount equal to present value of remaining lease payments and corresponding right of use asset at an amount equivalent to lease liability adjusted by the amount of any prepaid or accrued lease payments relating to that lease recognised in the balance sheet immediately before April 1, 2018.

The adoption of this new standard has resulted in us recognising a right-of-use assets and related lease liability in connection with all former operating leases except for those identified as low-value or having a remaining lease term of less than 12 months from the date of initial application.

NON-GAAP MEASURES

EBITDA, Adjusted EBITDA, Adjusted EBITDA Margin, Return on Equity, Return on Capital Employed, Net Worth, Return on Net Worth and Net Asset Value Per Equity Share (together, “**Non-GAAP Measures**”), presented in this Red Herring Prospectus is a supplemental measure of our performance and liquidity that is not required by, or presented in accordance with, Ind AS, Indian GAAP, IFRS or US GAAP. Further, these Non-GAAP Measures are not a measurement of our financial performance or liquidity under Ind AS, Indian GAAP, IFRS or US GAAP and should not be considered in isolation or construed as an alternative to cash flows, profit/ (loss) for the years/ period or any other measure of financial performance or as an indicator of our operating performance, liquidity, profitability or cash flows generated by operating, investing or financing activities derived in accordance with Ind AS, Indian GAAP, IFRS or US GAAP. In addition, these Non-GAAP Measures are not standardised terms, hence a direct comparison of these Non-GAAP Measures between companies may not be possible. Other companies may calculate these Non-GAAP Measures differently from us, limiting its usefulness as a comparative measure. Although such Non-GAAP Measures are not a measure of performance calculated in accordance with applicable accounting standards, our Company’s management believes that they are useful to an investor in evaluating us as they are widely used measures to evaluate a company’s operating performance.

Reconciliation of EBITDA, Adjusted EBITDA and Adjusted EBITDA Margin to Profit for the year / period

The table below reconciles restated profit for the year / period to EBITDA and Adjusted EBITDA. EBITDA is calculated as restated profit for the year / period plus tax expense, finance cost, depreciation and amortization expenses. Adjusted EBITDA calculated as EBITDA less other income, while Adjusted EBITDA Margin is the percentage of Adjusted EBITDA divided by revenue from operations.

Particulars	Fiscal			For the three months ended June 30, 2022	For the three months ended June 30, 2023
	2021	2022	2023		
	(₹ million)				
Profit for the year / period (A)	921.87	1,439.37	1,070.42	212.71	322.11
Total tax Expense (B)	238.17	416.86	333.76	58.90	95.12
Profit before tax (C=A+B)	1,160.04	1,856.23	1,404.18	271.61	417.23
Adjustments:					
Add: Finance Costs (D)	9.45	4.83	9.27	2.65	2.17
Add: Depreciation and Amortization	167.91	169.95	182.85	41.64	49.10

Particulars	Fiscal			For the three months ended June 30, 2022	For the three months ended June 30, 2023
	2021	2022	2023		
	(₹ million)				
Expense (E)					
Earnings before interest, taxes, depreciation and amortization expenses (EBITDA) (G= C+D+E)	1,337.40	2,031.01	1,596.30	315.90	468.50
Less: Other income (F)	488.95	792.67	416.66	99.13	127.62
Adjusted Earnings before interest, taxes, depreciation and amortization expenses (Adjusted EBITDA) (H= G-F)	848.45	1,238.34	1,179.64	216.77	340.88
Revenue from operations (I)	6,031.32	6,909.09	7,422.06	1,567.48	2,204.03
Adjusted EBITDA Margin (EBITDA as a percentage of Revenue from operations) (J = H/I)	14.07%	17.92%	15.89%	13.83%	15.47%

PRINCIPAL COMPONENTS OF INCOME AND EXPENDITURE

Set forth below are the principal components of income and expenditure from our continuing operations:

Total Income

Our total income comprises (i) revenue from operations, and (ii) other income.

Revenue from Operations

Revenue from operations comprises sale of services that includes transactional fees, accounts maintenance fees and other operational income.

Other Income

Other income includes (i) interest income on assets measured at amortized cost (including interest on financial assets carried at amortised cost, interest on bank deposits, interest on overdue trade receivables, interest on security deposits and on others); (ii) dividend income; (iii) support charges; (iv) rent income; (v) miscellaneous income and (vi) profits on sale of investments carried on amortised cost.

Expenses

Our expenses comprise (i) employee benefits expenses; (ii) finance costs; (iii) depreciation and amortisation expense; and (iv) other expenses.

Employee Benefits Expenses

Employee benefits expenses comprises (i) salaries, wages and bonus; (ii) share based payment expense towards ESOP 2017; (iii) contribution to provident and other funds and (iv) staff welfare expenses.

Finance Costs

Finance cost changes in the carrying value of right of use assets on account of Ind AS 116.

Depreciation and Amortisation Expense

Depreciation and amortization expenses comprises (i) depreciation of property, plant and equipment, and other intangible assets; and (ii) depreciation to right-of-use assets due to the impact of application of Ind AS 116 over the period.

Other Expenses

Other expenses comprise of (i) rent; (ii) communication expenses; (iii) travelling and conveyance expenses; (iv) annual fees; (v) processing charges; (vi) repairs and maintenance; (vii) insurance; (viii) rates and taxes; (ix) advertisement and publicity; (x) legal and professional fees; (xi) printing and stationery expenses; (xii) auditors' remuneration; (xiii) electricity charges / power fuel; (xiv) directors' sitting fees; (xv) directors' commission; (xvi) provision for doubtful debts; (xvii) loss on sale of assets; (xviii) loss on sale of property, plant and equipment; (xix) loss on sale of investments mandatorily measured at amortized cost; (xix) CSR expenses and (xx) miscellaneous expenses.

Key components of other expenses are explained below:

- Processing charges primarily consists of printing, postage and service charges paid to facilitation centers for PAN, TAN, e-TDS, Aadhar and CRA services;
- Repair and maintenance expenses primarily comprises of expenses towards repairs and maintenance of building; computers, telecommunication systems and other general repair and maintenance;
- Provision for doubtful debts are mainly incurred based on the expected credit loss policy of the company;
- Annual fees primarily comprises of fees paid to regulators for CRA and authentication services;
- Communication expenses primarily consists of payment for leased line, internet connection, telephone and SMS services;
- Expenditure toward CSR activities;
- Power and fuel expenses comprise of payments towards electricity charges, diesel and petrol expenses for generator and cars facility for officials of the company; and
- Miscellaneous expenses mainly comprise of fees paid for storage of documents and other general office expenses.

SUMMARY OF SIGNIFICANT ACCOUNTING POLICIES

Basis of Consolidation

Subsidiaries:

Subsidiaries are all entities over which Group has control. Control is achieved when the Group is exposed, or has rights, to variable returns from its involvement with the investee and has the ability to affect those returns through its power over the investee. Specifically, the Group controls an investee if and only if the Group has:

- Power over the investee (i.e. existing rights that give it the current ability to direct the relevant activities of the investee)
- Exposure, or rights, to variable returns from its involvement with the investee, and
- The ability to use its power over the investee to affect its returns

Generally, there is a presumption that a majority of voting rights result in control. To support this presumption and when the Group has less than a majority of the voting or similar rights of an investee, the Group considers all relevant facts and circumstances in assessing whether it has power over an investee, including:

- The contractual arrangement with the other vote holders of the investee
- Rights arising from other contractual arrangements
- The Group's voting rights and potential voting rights
- The size of the group's holding of voting rights relative to the size and dispersion of the holdings of the other voting rights holders

The Group re-assesses whether or not it controls an investee if facts and circumstances indicate that there are changes to one or more of the three elements of control. Consolidation of a subsidiary begins when the Group obtains control over the subsidiary and ceases when the Group loses control of the subsidiary. Assets, liabilities, income and expenses of a subsidiary acquired or disposed of during the period are included in the restated consolidated financial information from the date the Group gains control until the date the Group ceases to control the subsidiary.

Consolidation procedure

- Combine like items of assets, liabilities, equity, income, expenses and cash flows of the parent with those of its subsidiaries.
- Offset (eliminate) the carrying amount of the parent's investment in each subsidiary and the parent's portion of equity of each subsidiary. Business combinations policy explains how to account for any related goodwill.

- Eliminate in full intragroup assets and liabilities, equity, income, expenses and cash flows relating to transactions between entities of the group (profits or losses resulting from intragroup transactions that are recognised in assets, such as fixed assets are eliminated in full). Intragroup losses may indicate an impairment that requires recognition in the restated consolidated financial information. Ind AS 12 Income Taxes applies to temporary differences that arise from the elimination of profits and losses resulting from intragroup transactions.

Restated Consolidated Financial Information is prepared using uniform accounting policies for like transactions and other events in similar circumstances. If a member of the group uses accounting policies other than those adopted in the restated consolidated financial information for like transactions and events in similar circumstances, appropriate adjustments are made to that group member's financial statements in preparing the restated consolidated financial information to ensure conformity with the group's accounting policies.

The financial statements of all entities used for the purpose of consolidation are drawn up to same reporting date as that of the parent company, i.e., year ended on March 31.

Non-controlling interest:

Non-controlling interests in the net assets (excluding goodwill) of consolidated subsidiaries are identified separately from the Group's equity. The interest of non-controlling shareholders may be initially measured either at fair value or at the non-controlling interest's proportionate share of the fair value of the acquiree's identifiable net assets. The choice of measurement basis is made on an acquisition to acquisition basis. Subsequent to acquisition, the carrying amount of non-controlling interest is the amount of those interests at initial recognition plus the non-controlling interest's share of subsequent changes in equity. Total comprehensive income is attributed to non-controlling interests even if it results in the non-controlling interest having a deficit balance.

List of entities consolidated:

Particulars	Country of Incorporation	As at March 31, 2023	As at March 31, 2022	As at March 31, 2021
NSDL e-Governance (Malaysia) SDN BHD	Republic of Malaysia	51%	51%	51%
Protean e-Gov Australia Pty Ltd (incorporated on December 9, 2020)	Australia	100%	100%	100%
Protean Account Aggregator Limited (formerly known as NSDL e-Governance Account Aggregator Limited) (incorporated on November 2, 2020)	India	100%	100%	100%
Protean Infosec Services Limited (from September 30, 2021)	India	100%	100%	100%

Significant Accounting Judgments, Estimates and Assumptions

The preparation of Restated Consolidated Financial Information in conformity with Ind AS requires the management to make judgments, estimates and assumptions that affect the reported amounts of revenues, expenses, assets and liabilities and the accompanying disclosures, and the disclosure of contingent liabilities, at the end of the reporting period. The key assumptions concerning the future and other key sources of estimation uncertainty at the reporting date, that have a significant risk of causing a material adjustment to the carrying amounts of assets and liabilities within the next financial period/year, are described below. The Group based its assumptions and estimates on parameters available when the financial statements were prepared. Existing circumstances and assumptions about future developments, however, may change due to market changes or circumstances arising that are beyond the control of the Group. Such changes are reflected in the assumptions when they occur.

Use of judgements and estimates

The areas involving significant judgement and estimates are as follows:

Judgements:

Information about judgements made in applying accounting policies that have the most significant effects on the amounts recognised in the consolidated financial statements is included in the following notes:

- Note 18: Revenue recognition
- Note 24: Fair value measurement of financial assets
- Note 27: Leases
- Note 4 and 8: Classification of investments

Estimates:

Application of accounting policies that require critical accounting estimates involving complex and subjective judgments and the use of assumptions in these restated consolidated financial information have been disclosed below:

- Note 23: Defined benefit
- Note 2: Property, plant and equipment
- Note 27: Leases
- Note 6: Income taxes
- Note 24: Fair value measurement of financial instruments
- Note 29: Share based payments
- Note 19: Other income
- Note 18: Revenue recognition
- Note 9: Trade receivables

The preparation of the restated consolidated financial information in conformity with the recognition and measurement principles of the Ind AS requires management of the Group to make estimates, judgments and assumptions. These estimates, judgments and assumptions affect the application of accounting policies and the reported amounts of assets and liabilities, the disclosures of contingent assets and liabilities at the date of the restated consolidated financial information and reported amounts of revenues and expenses during the period. Application of accounting policies that require critical accounting estimates involving complex and subjective judgments and the use of assumptions in these restated consolidated financial information have been disclosed below. Accounting estimates could change from period to period. Although these estimate are based on management's best knowledge of current events and actions, uncertainty about the assumption and estimates could result in the outcome requiring material adjustment to the carrying amount of asset and liabilities.

Estimation of uncertainties relating to the global health pandemic from COVID-19

In view of the unprecedented COVID-19 pandemic and economic forecasts, the Management has evaluated the impact on the restated consolidated financial information and made appropriate adjustment where necessary. In assessing the recoverability of its assets including receivables and unbilled receivables, the Group has considered internal and external information up to the date of approval of these restated consolidated financial information including economic forecasts. The Group has performed analysis on the assumptions used and based on current indicators of future economic conditions, the Group expects to recover the carrying amount of these assets.

However, the actual impact of COVID-19 on the Group's restated consolidated financial information may differ from that estimated and the Group will continue to closely monitor any material changes to future economic conditions.

Defined benefit

The cost of the defined benefits that includes gratuity and compensated absences and the present value of the defined benefit obligation are based on actuarial valuation using the projected unit credit method. An actuarial valuation involves making various assumptions that may differ from actual developments in the future. These include the determination of the discount rate, future salary increases and mortality rates. Due to the complexities involved in the valuation and its long-term nature, a defined benefit obligation is highly sensitive to changes in these assumptions. All assumptions are reviewed at each reporting date.

Property, plant and equipment

Property, plant and equipment represent a significant proportion of the asset base of the group. The charge in respect of periodic depreciation is derived after determining an estimate of an asset's expected useful life and the expected residual value at the end of its life. The useful lives and residual values of group's assets are determined by management at the time the asset is acquired and reviewed periodically, including at each financial year end. The lives are based on historical experience with similar assets as well as anticipation of future events, which may impact their life, such as changes in technology.

Leases

The Group evaluates if an arrangement qualifies to be a lease as per the requirements of Ind AS 116. Identification of a lease requires significant judgment. The Group uses significant judgement in assessing the lease term (including anticipated renewals)

and the applicable discount rate. The Group determines the lease term as the non-cancellable period of a lease, together with both periods covered by an option to extend the lease if the Group is reasonably certain to exercise that option; and periods covered by an option to terminate the lease if the Group is reasonably certain not to exercise that option. In assessing whether the Group is reasonably certain to exercise an option to extend a lease, or not to exercise an option to terminate a lease, it considers all relevant facts and circumstances that create an economic incentive for the Group to exercise the option to extend the lease, or not to exercise the option to terminate the lease. The Group revises the lease term if there is a change in the non-cancellable period of a lease. The discount rate is generally based on the incremental borrowing rate specific to the lease being evaluated or for a portfolio of leases with similar characteristics.

Income taxes

The major tax jurisdiction for the group is India. Significant judgments are involved in determining the provision for income taxes, including amount expected to be paid/recovered for uncertain tax positions.

The ultimate realization of deferred tax assets is dependent upon the generation of future taxable profits during the periods in which those temporary differences and tax loss carry-forwards become deductible. The Group considers the expected reversal of deferred tax liabilities and projected future taxable income in making this assessment.

The amount of the deferred tax assets considered realizable, however, could be reduced in the near term if estimates of future taxable income during the carry-forward period are reduced.

Fair value measurement of financial instruments

When the fair value of financial assets and financial liabilities recorded in the balance sheet cannot be measured based on quoted prices in active markets, their fair value is measured using valuation techniques including the discounted cash flow model. The inputs to these models are taken from observable markets where possible, but where this is not feasible, a degree of judgement is required in establishing fair values. Judgements include considerations of inputs such as liquidity risk, credit risk and volatility. Changes in assumptions about these factors could affect the reported fair value of financial instruments.

Share based payments

The Group is required to evaluate the terms to determine whether share-based payment is equity settled or cash settled. Judgment is required to do this evaluation. Further, the Group is required to measure the fair value of equity settled transactions with employees at the grant date of the equity instruments. The aforementioned inputs entered in to the option valuation model that we use to determine the fair value of our share awards are subjective estimates, changes to these estimates will cause the fair value of our share-based awards, and related share-based compensations expense we record to vary.

Interest income

For all debt instruments measured either at amortised cost, interest income is recorded using the effective interest rate (EIR). EIR is the rate that exactly discounts the estimated future cash payments or receipts over the expected life of the financial instrument or a shorter period, where appropriate, to the gross carrying amount of the financial asset or to the amortised cost of a financial liability. When calculating the effective interest rate, the Group estimates the expected cash flows by considering all the contractual terms of the financial instrument (for example, prepayment, extension, call and similar options) but does not consider the expected credit losses. Interest income is included in finance income in the statement of profit and loss.

Trade receivables

The Group estimates the un-collectability of accounts receivable by analysing historical payment patterns, customer concentrations, customer credit-worthiness and current economic trends. If the financial condition of a customer deteriorates, additional allowances may be required.

Revenue Recognition

The Group earns revenue primarily from providing Information Technology (IT) enabled e-Governance services. The Group offers integrated portfolio of IT, business and engineering services and solutions.

Revenue is recognised upon transfer of control of promised products or services to customers in an amount that reflects the consideration which the Group expects to receive in exchange for those products or services.

To recognise revenues, the Group applies the following five step approach;

- identify the contract with a customer,
- identify the performance obligations in the contract,
- determine the transaction price,
- allocate the transaction price to the performance obligations in the contract and
- recognize revenues when a performance obligation is satisfied.

Performance obligations

A performance obligation is a promise in a contract to transfer a distinct good or service to the client and is the unit of accounting in Ind AS 115.

Determination of transaction price

Revenue is measured based on transaction price which includes variable consideration only to the extent it is probable that a significant reversal of revenues recognized will not occur when the uncertainty associated with the variable consideration is resolved. Revenues also exclude taxes collected from customers.

Allocation of transaction price

A contract's transaction price is allocated to each distinct performance obligation and recognized as revenue when, or as, the performance obligation is satisfied. For contracts with multiple performance obligations, the Group allocates the contract's transaction price to each performance obligation based on the relative standalone selling price. The primary method used to estimate standalone selling price is the adjusted market assessment approach, under which the Group evaluates the price in that market that a customer is willing to pay for those services.

While determining relative standalone selling price and identifying separate performance obligations require judgment, generally relative standalone selling prices and the separate performance obligations are readily identifiable as the Group sells those performance obligations unaccompanied by other performance obligations.

Satisfaction of performance obligation

A contract asset is right to consideration in exchange of services that the Group has rendered to a customer when that right is conditioned on something other than passage of time. Contract assets are recognised when there is excess of revenue earned over billings on contracts. Contract assets are classified as unbilled receivables (only act of invoicing is pending) when there is unconditional right to receive cash, and only passage of time is required, as per contractual terms.

A contract liability is the obligation to render services to a customer for which the Group has received consideration from the customer. If a customer pays consideration before the Group renders services to the customer, a contract liability is recognised when the payment is made. Contract liabilities are recognised as revenue when the Group renders services as per the contract.

- Revenue on time-and-material contracts are recognized as the related services are performed and revenue from the end of the last billing to the balance sheet date is recognized as unbilled revenues. Revenue from fixed-price, fixed-timeframe contracts, where there is no uncertainty as to measurement or collectability of consideration, is recognized as per the percentage-of-completion method ('POC method'). When there is uncertainty as to measurement or ultimate collectability, revenue recognition is postponed until such uncertainty is resolved.
- Revenue related to fixed price maintenance and support services contracts, where the Group is standing ready to provide services is recognized based on time elapsed mode and revenue is straight lined over the period of performance.
- Revenue from the sale of distinct internally developed software and manufactured systems and third party software is recognised at the point in time when the system / software is delivered to the customer. In cases where implementation and / or customisation services rendered significantly modifies or customises the software, these services and software are accounted for as a single performance obligation and revenue is recognised over time on a POC method.
- Revenue from the sale of distinct third party hardware is recognised at the point in time when control is transferred to the customer.

Revenue is measured based on the transaction price, which is the consideration, adjusted for service level credits and incentives, if any, as specified in the contract with the customer.

The billing schedules agreed with customers include periodic performance based payments and / or milestone based progress payments. Invoices are payable within contractually agreed credit period.

Contracts are subject to modification to account for changes in contract specification and requirements. The Group reviews modification to contract in conjunction with the original contract, basis which the transaction price could be allocated to a new performance obligation, or transaction price of an existing obligation could undergo a change. In the event transaction price is revised for existing obligation, a cumulative adjustment is accounted for.

Use of significant judgements in revenue recognition:

- The Group's contracts with customers could include promises to transfer multiple products and services to a customer. The Group assesses the products / services promised in a contract and identifies distinct performance obligations in the contract. Identification of distinct performance obligation involves judgement to determine the deliverables and the ability of the customer to benefit independently from such deliverables.
- Judgement is also required to determine the transaction price for the contract. The transaction price could be either a fixed amount of customer consideration or variable consideration with elements such as service level credits and incentives. The transaction price is also adjusted for the effects of the time value of money if the contract includes a significant financing component. Any consideration payable to the customer is adjusted to the transaction price, unless it is a payment for a distinct product or service from the customer. The estimated amount of variable consideration is adjusted in the transaction price only to the extent that it is highly probable that a significant reversal in the amount of cumulative revenue recognised will not occur and is reassessed at the end of each reporting period. The Group allocates the elements of variable considerations to all the performance obligations of the contract unless there is observable evidence that they pertain to one or more distinct performance obligations.

The Group uses judgement to determine an appropriate standalone selling price for a performance obligation. The Group allocates the transaction price to each performance obligation on the basis of the relative standalone selling price of each distinct product or service promised in the contract. Where standalone selling price is not observable, the Group uses the expected cost plus margin approach to allocate the transaction price to each distinct performance obligation.

Contract fulfilment costs are generally expensed as incurred except for certain software licence costs which meet the criteria for capitalisation. Such costs are amortised over the contractual period or useful life of licence whichever is less. The assessment of this criteria requires the application of judgement, in particular when considering if costs generate or enhance resources to be used to satisfy future performance obligations and whether costs are expected to be recovered.

Practical expedients used:

In accordance with the practical expedient in Para 63 of Ind AS 115, the Group has not adjusted the promised amount of consideration for the effects of a significant financing component if the Group expects, at contract inception, that the period between when the Group transfers a promised good or service to a customer and when the customer pays for that good or service will be one year or less.

Property, Plant and Equipment

Property, plant and equipment are stated at cost of acquisition less accumulated depreciation and impairment loss, if any. The cost is inclusive of freight, installation cost, duties, taxes, borrowing cost and other incidental expenses for bringing the asset to its working conditions for its intended use but net of indirect taxes, wherever input credit is claimed.

Advances paid towards the acquisition of property, plant and equipment outstanding at each balance sheet date is classified as capital advances under other non-current assets and the cost of assets not put to use before such date are disclosed under 'Capital work-in-progress'.

When significant parts of property, plant and equipment are required to be replaced in intervals, the Group recognizes such parts as separate component of assets with specific useful lives and provides depreciation over their useful life.

Subsequent costs are included in the asset's carrying amount or recognised as a separate asset, as appropriate, only when it is probable that future economic benefits associated with the item will flow to the Group and the cost of the item can be measured reliably.

Repairs and maintenance costs are recognized in net profit in the statement of profit and loss when incurred.

The cost and related accumulated depreciation are eliminated from the restated consolidated financial information upon sale or retirement of the asset and the resultant gains or losses are recognized in the statement of profit and loss.

Assets to be disposed off are reported at the lower of the carrying value or the fair value less cost to sell.

Leases

The Group as a lessee

The Group's lease asset classes primarily consist of leases for premise. The Group assesses whether a contract contains a lease, at inception of a contract. A contract is, or contains, a lease if the contract conveys the right to control the use of an identified asset for a period of time in exchange for consideration. To assess whether a contract conveys the right to control the use of an identified asset, the Group assesses whether:

- the contract involves the use of an identified asset;
- the Group has substantially all of the economic benefits from use of the asset through the period of the lease; and
- the Group has the right to direct the use of the asset.

At the date of commencement of the lease, the Group recognizes a right-of-use asset ("ROU") and a corresponding lease liability for all lease arrangements in which it is a lessee, except for leases with a term of twelve months or less (short-term leases) and low value leases. For these short-term and low value leases, the Group recognizes the lease payments as an operating expense on a straight-line basis over the term of the lease.

The Group recognises right-of-use asset representing its right to use the underlying asset for the lease term at the lease commencement date. The cost of the right-of-use asset measured at inception shall comprise of the amount of the initial measurement of the lease liability adjusted for any lease payments made at or before the commencement date, plus any initial direct costs incurred and an estimate of costs to be incurred by the lessee in dismantling and removing the underlying asset or restoring the underlying asset or site on which it is located. The right-of-use assets is subsequently measured at cost less any accumulated depreciation, accumulated impairment losses, if any and adjusted for any remeasurement of the lease liability. The right-of-use assets is depreciated using the straight -line method from the commencement date over the lease term.

The Group measures the lease liability at the present value of the lease payments that are not paid at the commencement date of the lease. The lease payments are discounted using the incremental borrowing rate. Lease liabilities are remeasured with a corresponding adjustment to the related right of use asset if the Group changes its assessment if whether it will exercise an extension or a termination option.

Lease liability and ROU asset have been separately presented in the Balance Sheet and lease payments have been classified as financing cash flows.

Depreciation and Amortisation

Depreciation is charged so as to write off the cost or valuation of assets, other than land and properties under construction, over their estimated useful lives, using the straight-line method.

Depreciation and amortisation on additions / deletions is provided on pro-rata basis from the date of acquisition/ up to the date of deletion.

Depreciation and amortisation on assets is provided on the straight-line method using the rates based on the economic useful life of assets as estimated by the management but not being more than the limits specified in Schedule II of the Companies Act, 2013 as below:

Assets	Estimated Useful Lives
Central System	6 years
Servers	6 years
Computers	3 years
Communication (Network)	6 years
Electrical Installations	10 years
Office Equipment's	5 years
Furniture	10 years
Buildings	60 years

Computer Software is amortized over a period of 4 years.

Depreciation is not recorded on capital work-in-progress until installation is complete and the asset is ready for its intended use. The estimated useful lives, residual values and depreciation method are reviewed at each year end, with the effect of any changes in estimate accounted for on a prospective basis.

On the subsequent sale or retirement of a revalued property, the attributable revaluation surplus remaining in the property revaluation reserve is transferred directly to retained earnings. No transfer is made from the revaluation reserve to retained earnings except when an asset is derecognised.

Intangible Assets

Intangible assets comprising of software are recorded at acquisition cost and are amortized over the estimated useful life on straight line basis. Cost of development and production incurred till the time software is ready for use is capitalised.

Gains or losses arising from derecognition of an intangible asset are measured as the difference between the net disposal proceeds and the carrying amount of the asset and are recognised in the statement of profit or loss when the asset is derecognised. Research cost are expensed as incurred.

Development costs

Development expenditure on an individual project are recognised as an intangible asset when the Group can demonstrate:

- The technical feasibility of completing the intangible asset so that the asset will be available for use
- Its intention to complete and its ability and intention to use the asset
- How the asset will generate future economic benefits
- The ability to measure reliably the expenditure during development

Following initial recognition of the development expenditure as an asset, the asset is carried at cost less any accumulated amortisation and accumulated impairment losses. Amortisation of the asset begins when development is complete and the asset is available for use. It is amortised over the period of expected future benefit. Amortisation expense is recognised in the statement of profit and loss unless such expenditure forms part of carrying value of another asset. During the period of development, the asset is tested for impairment annually.

Impairment of Tangible and Intangible Assets

At each reporting date, the Group reviews the carrying amounts of its tangible and intangible assets, to determine whether there is any indication that those assets have suffered an impairment loss. If any such indication exists, the recoverable amount of the asset is estimated in order to determine the extent of the impairment loss (if any). Where it is not possible to estimate the recoverable amount of an individual asset, the Group estimates the recoverable amount of the cash-generating unit to which the asset belongs.

If the recoverable amount of an asset is estimated to be less than its carrying amount, the carrying amount of the asset is reduced to its recoverable amount. An impairment loss is recognised as an expense immediately, unless the relevant asset is carried at a revalued amount, in which case the impairment loss is treated as a revaluation decrease. Where an impairment loss subsequently reverses, the carrying amount of the asset is increased to the revised estimate of its recoverable amount, but so that the increased carrying amount does not exceed the carrying amount that would have been determined had no impairment loss been recognised for the asset in prior years. A reversal of an impairment loss is recognised as income immediately, unless the relevant asset is carried at a revalued amount, in which case the reversal of the impairment loss is treated as a revaluation increase.

Foreign Currency Transactions and Translation

Transactions and translations

Transactions in foreign currencies are initially recorded at the functional currency rate prevailing at the date of the transaction. Monetary assets and liabilities denominated in foreign currencies are translated into the respective functional currency at the rates prevailing on the reporting period date.

Foreign exchange gains and losses resulting from the settlement of such transactions and from the translation at reporting period-end date exchange rates of monetary assets and liabilities denominated in foreign currencies are recognised in the income statement.

Non-monetary items that are measured at fair value in a foreign currency shall be translated using the exchange rates at the date when the fair value was measured. Non-monetary items that are measured in terms of historical cost in a foreign currency shall be translated using the exchange rate at the date of the transaction.

Employee Benefit Costs

Short-term employee benefits

All employee benefits payable wholly within twelve months of rendering the service are classified as short-term employee benefits. Benefits such as salaries, wages etc. and the expected cost of ex-gratia are recognised in the period in which the employee renders the related service. A liability is recognised for the amount expected to be paid when there is a present legal or constructive obligation to pay this amount as a result of past service provided by the employee and the obligation can be estimated reliably.

Post-Employment benefits

Defined Contribution plans

- ***Provident Fund:*** Employees are entitled to receive benefits in respect of provident fund, in which both employees and the Group make monthly contributions at a specified percentage of the covered employees' salary. The contributions, as specified under the law were made to recognised Provident Fund.
- ***Superannuation:*** Certain employees of the Group are participants in a defined contribution plan. The Group has no further obligations to the Plan beyond its annual contributions which are contributed to a trust fund, the corpus of which is invested with the Life Insurance Corporation of India.

Defined Benefit Plans

- ***Gratuity:*** The Group provides for gratuity, a defined benefit retirement plan ('the Gratuity Plan') covering eligible employees. The Gratuity Plan provides a lump-sum payment to vested employees at retirement, death, incapacitation or termination of employment, of an amount based on the respective employee's salary and the tenure of employment with the Company.

The Group has maintained a Group Gratuity Cum Life Assurance Scheme with the Life Insurance Corporation of India (LIC) towards which it annually contributes a sum determined by LIC.

The Group's net obligation in respect of the gratuity benefit scheme is calculated by estimating the amount of future benefit that employees have earned in return for their service in the current and prior periods; that benefit is discounted to determine its present value, and the fair value of any plan assets is deducted. The present value of the obligation under such defined benefit plan is determined based on actuarial valuation by an independent actuary using the Projected Unit Credit Method, which recognises each period of service as giving rise to additional unit of employee benefit entitlement and measures each unit separately to build up the final obligation.

The obligation is measured at the present value of the estimated future cash flows. The discount rates used for determining the present value of the obligation under defined benefit plan are based on the market yields on Government securities as at the balance sheet date. The Group recognises the net obligation of a defined benefit plan in its balance sheet as an asset or liability.

Gains or losses through re-measurement of the net defined benefit liability / (asset) are recognised in other comprehensive income. The actual return of portfolio of plan assets, in excess of yields computed by applying the discount rate used to measure the defined benefit obligation are recognised in other comprehensive income. The effects of any plan amendments are recognised in statement of profit and loss.

- ***Compensated absences:*** The Group has a policy on compensated absences which are both accumulating and non-accumulating in nature. The expected cost of accumulating compensated absences is determined by actuarial valuation performed by an independent actuary at each balance sheet date using projected unit credit method on the additional amount expected to be paid/availed as a result of the unused entitlement that has accumulated at the balance sheet date. Expense on non-accumulating compensated absences is recognized in the period in which the absences occur.

Income Tax

Income tax expense comprises current and deferred income tax. Income tax expense is recognized in net profit in the statement of profit and loss except to the extent that it relates to items recognized directly in equity or it is recognized in other comprehensive income.

Current tax

Current income tax for current and prior periods is recognized at the amount expected to be paid to or recovered from the tax

authorities, using the tax rates and tax laws that have been enacted or substantively enacted by the balance sheet date. Current tax assets and current tax liabilities are offset only if there is a legally enforceable right to set off the recognized amounts, and it is intended to realise the asset and settle the liability on a net basis or simultaneously.

Deferred tax

Deferred tax is recognised on the differences between the carrying amounts of assets and liabilities in the restated consolidated financial information and the corresponding tax bases used in the computation of taxable profit. Deferred tax liabilities are generally recognised for all taxable temporary differences and deferred tax assets are recognised to the extent that it is probable that taxable profits will be available against which deductible temporary differences can be utilised. The carrying amount of deferred tax assets is reviewed at the end of each reporting period and reduced to the extent that it is no longer probable that sufficient taxable profits will be available to allow all or part of the asset to be recovered. Deferred tax is calculated at the tax rates that are expected to apply in the period when the liability is settled or the asset realised based on the tax rates (and tax laws) that have been enacted or substantively enacted by the end of the reporting period. Deferred tax assets and liabilities are offset when there is a legally enforceable right to set off current tax assets against current tax liabilities and when they relate to income taxes levied by the same taxation authority and the Group intends to settle its current tax assets and liabilities on a net basis.

Current and deferred tax are recognised as an expense or income in profit or loss, except when they relate to items credited or debited outside profit or loss (either in other comprehensive income or directly in equity), in which case the tax is also recognised outside profit or loss (either in other comprehensive income or directly in equity, respectively).

Provisions, Contingent Liabilities and Contingent Assets

A provision is recognised when the Group has a present obligation as a result of past event and it is probable that an outflow of resources will be required to settle the obligation, in respect of which reliable estimate can be made. Provisions (excluding retirement benefits) are discounted to its present value and are determined based on best estimate required to settle the obligation at the balance sheet date. These are reviewed at each balance sheet date and adjusted to reflect the current best estimates. Contingent liabilities are not recognised in the restated consolidated financial information. A disclosure for a contingent liability is made when there is a possible obligation or a present obligation that may, but probably will not, require an outflow of resources. When there is a possible obligation or a present obligation in respect of which the likelihood of outflow of resources is remote, no provision or disclosure is made. A contingent asset is neither recognised nor disclosed in the restated consolidated financial information.

Cash Flow Statement

Cash flows are reported using the indirect method for presenting operating cash flow, whereby profit or loss for the period is adjusted for the effects of transactions of a non-cash nature, any deferrals or accruals of past or future operating cash receipts or payments and item of income or expenses associated with investing or financing cash flows. The cash flows from operating, investing and financing activities of the Group are segregated.

Cash and Bank Balances

Cash and cash equivalents comprise cash in hand, balance with banks and term deposits with banks with original maturity up to three months.

Other bank balances comprises of term deposit with banks having maturity of more than three months but less than twelve months from the Balance sheet date.

Earnings Per Share

Basic earnings per share are calculated by dividing the net profit and loss for the period attributable to equity shareholders of the Group by the weighted average number of equity shares outstanding during the period.

For the purpose of calculating diluted earnings per share, the net profit and loss for the period attributable to equity shareholders of the Group and the weighted average number of shares outstanding during the period are adjusted for the effects of all dilutive potential equity shares.

Dividend Income

Dividend income is recognised when the Group's right to receive the payment is established, which is generally when shareholders approve the dividend.

Financial Instruments

Initial recognition

The Group recognizes financial assets and financial liabilities when it becomes a party to the contractual provisions of the instrument. All financial assets and liabilities are recognized at fair value on initial recognition, except for trade receivables which are initially measured at transaction price. Transaction costs that are directly attributable to the acquisition or issue of financial assets and financial liabilities that are not at fair value through profit or loss are added to the fair value on initial recognition.

Subsequent measurement

Financial assets

Financial assets are classified into the following specified categories: financial assets “at amortised cost”, “fair value through other comprehensive income”, “fair value through Profit or Loss”. The classification depends on the entity’s business model for managing the financial assets and the contractual cash flow characteristics of the financial asset at the time of initial recognition.

Financial assets are recognised by the Group as per its business model.

All financial assets are recognised and de-recognised on a trade date basis where the purchase or sale of an investment is under a contract whose terms require delivery of the investment within the timeframe established by the market concerned, and are initially at fair value through profit or loss.

Income and expense is recognised on an effective interest basis for debt instrument, other equity instruments are classified as “fair value through profit or loss”.

The Group uses valuation techniques that are appropriate in the circumstances and for which sufficient data are available to measure fair value, maximising the use of relevant observable inputs and minimising the use of unobservable inputs.

All assets and liabilities for which fair value is measured or disclosed in the restated consolidated financial information are categorised within the fair value hierarchy, described as follows, based on the lowest level input that is significant to the fair value measurement as a whole:

- Level 1 – Quoted (unadjusted) market prices in active markets for identical assets or liabilities
- Level 2 – Inputs other than quoted prices included within Level 1 that are observable for the asset or liability, either directly (as prices) or indirectly (derived from prices)
- Level 3 – Inputs for the assets or liabilities that are not based on observable market data (unobservable inputs).

Loans and receivables

Trade receivables, loans and other receivables that have fixed or determinable payments that are not quoted in an active market are classified as “loans and receivables”. Loans and receivables (including trade and other receivables) and others are measured at amortised cost using the effective interest rate (EIR) method less impairment. Interest is recognised by applying the effective interest method, except for short-term receivables when the effect of discounting is immaterial.

Impairment of financial assets

The Group assesses at each date of balance sheet whether a financial asset or a group of financial assets is impaired. Ind AS 109 requires expected credit losses to be measured through a loss allowance. In determining the allowances for doubtful trade receivables, the Group has used a practical expedient by computing the expected credit loss allowance for trade receivables based on a provision matrix. The provision matrix takes into account both quantitative and qualitative information and analysis, based on the Group’s historical credit loss experience and informed credit assessment and is adjusted basis forward looking information. The expected credit loss allowance is based on the ageing of the receivables that are due and allowance rates used in the provision matrix. For all other financial assets, expected credit losses are measured at an amount equal to the 12-month expected credit losses or at an amount equal to the life time expected credit losses if the credit risk on the financial asset has increased significantly since initial recognition.

Loans and receivables and de-recognition of financial assets

The Group derecognises a financial asset only when the contractual rights to the cash flows from the asset expire, or it transfers

the financial asset and substantially all the risks and rewards of ownership of the asset to another entity. If the Group neither transfers nor retains substantially all the risks and rewards of ownership and continues to control the transferred asset, the Group recognises its retained interest in the asset and an associated liability for amounts it may have to pay. If the Group retains substantially all the risks and rewards of ownership of a transferred financial asset, the Group continues to recognise the financial asset and also recognises a collateralised borrowing for the proceeds received.

Financial assets carried at amortised cost

A financial asset is subsequently measured at amortised cost if it is held within a business model whose objective is to hold the asset in order to collect contractual cash flows and the contractual terms of the financial asset give rise on specified dates to cash flows that are solely payments of principal and interest on the principal amount outstanding.

Financial assets at fair value through other comprehensive income

A financial asset is subsequently measured at fair value through other comprehensive income if it is held within a business model whose objective is achieved by both collecting contractual cash flows and selling financial assets and the contractual terms of the financial asset give rise on specified dates to cash flows that are solely payments of principal and interest on the principal amount outstanding. The Group has made an irrevocable election for its investments which are classified as equity instruments to present the subsequent changes in fair value in other comprehensive income based on its business model. Further, in cases where the Group has made an irrevocable election based on its business model, for its investments which are classified as equity instruments, the subsequent changes in fair value are recognized in other comprehensive income.

Financial assets at fair value through profit or loss

A financial asset which is not classified in any of the above categories are subsequently fair valued through profit or loss.

Financial liabilities

Financial liabilities are subsequently carried at amortized cost using the effective interest method, except for contingent consideration recognized in a business combination which is subsequently measured at fair value through profit and loss. For trade and other payables maturing within one year from the balance sheet date, the carrying amounts approximate fair value due to the short maturity of these instruments.

Financial liabilities and equity instruments

Equity instruments

Equity instruments are recorded at the proceeds received, net of direct issue costs.

Financial liabilities

Financial liabilities are classified as either financial liabilities “at fair value through profit or loss” or other financial liabilities.

Financial liabilities at fair value through profit or loss (FVTPL)

Financial liabilities are classified as at FVTPL where the financial liability is either held for trading or it is designated as at FVTPL.

De-recognition of financial liabilities

The Group derecognises financial liabilities when, and only when, the Group’s obligations are discharged, cancelled or they expire.

Non-current Assets Held for Sale and Discontinued Operations

Non-current assets held for sale are measured at lower of the carrying value and the fair value less cost to sell.

Offsetting arrangements

Financial assets and financial liabilities are offset and the net amount presented in the statement of financial position when Group has a legally enforceable right to set off the recognised amounts; and intends either to settle on a net basis, or to realise the asset and settle the liability simultaneously. A right to set-off must be available today rather than being contingent on a

future event and must be exercisable by any of the counterparties, both in the normal course of business and in the event of default, insolvency or bankruptcy.

Share based payment

Equity settled share-based payments to employees are measured at the fair value of the equity instruments at the grant date which is recognised over the vesting period, with the corresponding increase in equity. The cost of equity-settled transactions is determined by the fair value at the date when the grant is made using an appropriate valuation model.

Dividends

Final dividends on shares are recorded as a liability on the date of approval by the shareholders and interim dividends are recorded as a liability on the date of declaration by the company's Board of Directors.

Corporate Social Responsibility (CSR) Expenditure

CSR expense is recognized as it is incurred by the Group or when Group has entered into any legal or constructive obligation for incurring such an expense.

RESULTS OF OPERATIONS FOR THE THREE MONTHS ENDED JUNE 30, 2023 COMPARED TO THE THREE MONTHS ENDED JUNE 30, 2022

The following table sets forth certain information with respect to our results of operations for the three months ended June 30, 2022 and June 30, 2023:

Particulars	For the three months ended June 30, 2022		For the three months ended June 30, 2023	
	(₹ million)	Percentage of total income	(₹ million)	Percentage of total income
Income				
Revenue from operations	1,567.48	94.05%	2,204.03	94.53%
Other income	99.13	5.95%	127.62	5.47%
Total Income	1,666.61	100.00%	2,331.65	100.00%
Expenses				
Employee benefits expense	242.09	14.53%	392.72	16.84%
Finance costs	2.65	0.16%	2.17	0.09%
Depreciation and amortisation expense	41.64	2.50%	49.10	2.11%
Allowance for expected credit loss	35.00	2.10%	7.50	0.32%
Other expenses	1,073.62	64.42%	1,462.93	62.74%
Total expenses	1,395.00	83.70%	1,914.42	82.11%
Profit before tax	271.61	16.30%	417.23	17.89%
Less: Tax expense				
- Current tax	60.34	3.62%	104.30	4.47%
- Deferred tax	(1.44)	(0.09)%	(9.18)	(0.39)%
Total tax expense	58.90	3.53%	95.12	4.08%
Profit for the period (A)	212.71	12.76%	322.11	13.81%
Other comprehensive income				
<i>Items that will not be reclassified subsequently to profit or loss</i>				
Re-measurement of the defined benefit liability / asset	19.02	1.14%	(44.28)	(1.90)%
Total other comprehensive income (net of tax) (B)	19.02	1.14%	(44.28)	(1.90)%
Total comprehensive income (A+ B)	231.73	13.90%	277.83	11.92%

THREE MONTHS ENDED JUNE 30, 2023 COMPARED TO THREE MONTHS ENDED JUNE 30, 2022

Income

Total income increased by 39.90% from ₹ 1,666.61 million in the three months ended June 30, 2022 to ₹ 2,331.65 million in the three months ended June 30, 2023 primarily due to an increase in revenue from transactions fees and accounts maintenance fees.

Revenue from Operations

Revenue from operations increased by 40.61% from ₹ 1,567.48 million in the three months ended June 30, 2022 to ₹ 2,204.03 million in the three months ended June 30, 2023 primarily due to an increase in revenue from transaction fees, and revenue from accounts maintenance fees. Other operational income were slightly lower in the three months ended June 30, 2023 compared to the three months ended June 30, 2022.

Sale of Services

Sale of services increased by 40.61% from ₹ 1,567.48 million in the three months ended June 30, 2022 to ₹ 2,204.03 million in the three months ended June 30, 2023 primarily owing to an increase in transaction fees by 47.49% from ₹ 1,197.59 million in the three months ended June 30, 2022 to ₹ 1,766.34 million in the three months ended June 30, 2023 on account of an increase in fees from issuance of PAN cards, an increase in accounts maintenance fees by 18.61% from ₹ 367.00 million in the three months ended June 30, 2022 to ₹ 435.29 million in the three months ended June 30, 2023 on account of an increase in numbers of active subscribers of NPS. Our other operational income decreased slightly from ₹ 2.89 million in the three months ended June 30, 2022 to ₹ 2.40 million in the three months ended June 30, 2023.

Other Income

Other income increased by 28.74% from ₹ 99.13 million in the three months ended June 30, 2022 to ₹ 127.62 million in the three months ended June 30, 2023, primarily due to an increase in interest earned on financial assets at amortised cost from ₹ 63.05 million in the three months ended June 30, 2022 to ₹ 92.74 million in the three months ended June 30, 2023, interest on bank deposits at amortised cost from ₹ 14.84 million in the three months ended June 30, 2022 to ₹ 28.82 million in the three months ended June 30, 2023, and support charges increased from ₹ 1.92 million in the three months ended June 30, 2022 to ₹ 2.12 million in the three months ended June 30, 2023.

The increase was offset by a decrease in dividend income from ₹ 4.16 million in the three months ended June 30, 2022 to nil in the three months ended June 30, 2023, and miscellaneous income from ₹ 12.29 million in the three months ended June 30, 2022 to ₹ 0.49 million in the three months ended June 30, 2023.

Expenses

Total expenses increased by 37.23% from ₹ 1,395.00 million in the three months ended June 30, 2022 to ₹ 1,914.42 million in the three months ended June 30, 2023, primarily due an increase in employee benefit expense and an increase in other expenses.

Employee Benefits Expenses

Employee benefits expenses increased by 62.22% from ₹ 242.09 million in the three months ended June 30, 2022 to ₹ 392.72 million in the three months ended June 30, 2023, primarily due to an increase in salaries, wages and bonus by 55.17% from ₹ 202.13 million in the three months ended June 30, 2022 to ₹ 313.64 million in the three months ended June 30, 2023 on account of salary increments. In addition, contribution to provident and other fund increased by 44.76% from ₹ 26.43 million in the three months ended June 30, 2022 to ₹ 38.26 million in the three months ended June 30, 2023 and share based payment expense for ESOP 2017 increased from ₹ 5.95 million in the three months ended June 30, 2022 to ₹ 33.69 million in the three months ended June 30, 2023. This was offset by a marginal decrease in staff welfare expenses from ₹ 7.58 million in the three months ended June 30, 2022 to ₹ 7.13 million in the three months ended June 30, 2023.

Finance Costs

Finance costs decreased marginally from ₹ 2.65 million in the three months ended June 30, 2022 to ₹ 2.17 million in the three months ended June 30, 2023 mainly on account of fresh lease liability created on a property situated in Mumbai, Maharashtra.

Depreciation and Amortisation Expenses

Depreciation and amortisation expenses increased by 17.92% from ₹ 41.64 million in the three months ended June 30, 2022 to ₹ 49.10 million in the three months ended June 30, 2023, due to an increase in addition of fixed assets in the three months ended June 30, 2023.

Other Expenses

Other expenses increased by 36.26% from ₹ 1,073.62 million in the three months ended June 30, 2022 to ₹ 1,462.93 million in the three months ended June 30, 2023, primarily due to an increase in:

- Rent expenses from ₹ 0.93 million in the three months ended June 30, 2022 to ₹ 4.00 million in the three months ended June 30, 2023 on account of leasing a new office at Pune, Maharashtra.

- Communication expenses from ₹ 29.17 million in the three months ended June 30, 2022 to ₹ 30.54 million in the three months ended June 30, 2023 primarily due to increase in business operations in line with the increase in our revenue from operations.
- Annual fees (which is calculated based on our revenue from operations) that is required to be paid to the Pension Fund Regulatory & Development Authority by 17.41% from ₹ 25.50 million in the three months ended June 30, 2022 to ₹ 29.94 million in the three months ended June 30, 2023.
- Repairs and maintenance expenses of computers and telecommunication systems by 37.30% from ₹ 190.18 million in the three months ended June 30, 2022 to ₹ 261.11 million in the three months ended June 30, 2023, due to an increase in the use of IT resources resulting from an increase in economic activities.
- Rates and taxes to ₹ 7.11 million in the three months ended June 30, 2023 compared to ₹ 1.94 million in the three months ended June 30, 2022 on account of an increase in GST expenses booked in the current period.
- Advertisement and publicity expenses from ₹ 8.80 million in the three months ended June 30, 2022 to ₹ 32.41 million in the three months ended June 30, 2023 due to an increase in expenditure on business promotion activities.
- Electricity charges / power and fuel from ₹ 5.98 million in the three months ended June 30, 2022 to ₹ 9.62 million in the three months ended June 30, 2023.
- Miscellaneous expense from ₹ 4.34 million in the three months ended June 30, 2022 to ₹ 6.22 million in the three months ended June 30, 2023.

The increase was partially offset primarily by a decrease in bad debts written off to nil in the three months ended June 30, 2023 from ₹ 1.19 million in the three months ended June 30, 2022 on account of no bad debts provided in the three months ended June 30, 2023.

Profit before Tax

For the reasons discussed above, profit before tax was ₹ 417.23 million in the three months ended June 30, 2023 as compared to ₹ 271.61 million in the three months ended June 30, 2022.

Tax Expense

Current tax expenses increased from ₹ 60.34 million in the three months ended June 30, 2022 to ₹ 104.30 million in the three months ended June 30, 2023 in line with an increase in the profit of the company. Deferred tax expenses increased from ₹ 1.44 million in the three months ended June 30, 2022 to ₹ 9.18 million in the three months ended June 30, 2023, primarily on account of an increase in provisions for doubtful debts.

As a result, total tax expense amounted to ₹ 95.12 million in the three months ended June 30, 2023 as compared to ₹ 58.90 million in the three months ended June 30, 2022.

Profit for the Period

We recorded a profit for the period of ₹ 322.11 million in the three months ended June 30, 2023 as compared to ₹ 212.71 million in the three months ended June 30, 2022.

Adjusted Earnings before Interest, Taxes, Depreciation and Amortisation (Adjusted EBITDA)

Adjusted EBITDA was ₹ 340.88 million in the three months ended June 30, 2023 as compared to ₹ 216.77 million in the three months ended June 30, 2022, while Adjusted EBITDA Margin was 15.47% in the three months ended June 30, 2023 as compared to 13.83% in the three months ended June 30, 2022.

RESULTS OF OPERATION FOR FISCALS 2021, 2022 and 2023

The following table sets forth certain information with respect to our results of operations on a consolidated basis for Fiscals 2021, 2022 and 2023:

Particulars	Fiscal					
	2021		2022		2023	
	(₹ million)	Percentage of Total Income	(₹ million)	Percentage of Total Income	(₹ million)	Percentage of Total Income
Income						
Revenue from operations	6,031.32	92.50%	6,909.09	89.71%	7,422.06	94.68%
Other income	488.95	7.50%	792.67	10.29%	416.66	5.32%
Total Income	6,520.27	100.00%	7,701.76	100.00%	7,838.72	100.00%
Expenses						
Employee benefits expense	752.67	11.54%	786.76	10.22%	1,229.48	15.68%
Finance costs	9.45	0.14%	4.83	0.06%	9.27	0.12%
Depreciation and amortisation expense	167.91	2.58%	169.95	2.21%	182.85	2.33%
Allowance for expected credit loss	292.00	4.48%	303.73	3.94%	175.49	2.24%
Other expenses	4,138.20	63.47%	4,580.26	59.47%	4,837.45	61.71%
Total expenses	5,360.23	82.21%	5,845.53	75.90%	6,434.54	82.09%
Profit before tax	1,160.04	17.79%	1,856.23	24.10%	1,404.18	17.91%
Less: Tax expense						
- Current tax	298.90	4.58%	525.16	6.82%	343.56	4.38%
- Deferred tax	(60.73)	(0.93)%	(108.30)	(1.41)%	(9.80)	(0.13)%
Total tax expense	238.17	3.65%	416.86	5.41%	333.76	4.26%
Profit for the year (A)	921.87	14.14%	1,439.37	18.69%	1,070.42	13.66%
Other comprehensive income						
<i>Items that will not be reclassified subsequently to profit or loss</i>						
Re-measurement of the defined benefit liability / asset	(28.60)	(0.44)%	36.25	0.47%	(8.33)	(0.11)%
Total other comprehensive income (net of tax) (B)	(28.60)	(0.44)%	36.25	0.47%	(8.33)	(0.11)%
Total comprehensive income (A+ B)	893.27	13.70%	1,475.62	19.16%	1,062.09	13.55%

FISCAL 2023 COMPARED TO FISCAL 2022

Key Developments

- We launched “Protean Cloud Services” an AI-powered private cloud offering for business enterprises on August 5, 2022.
- In order to expand our last mile geographical reach for our taxation services, we entered into partnerships with distribution networks such as Nearby Technologies Private Limited, Fino Payments Bank Limited, Vakrangee Limited and Payworld Digital Services Private Limited.
- Towards enabling digital on-boarding and data verification capabilities as part of our services, we have incorporated our Subsidiary, Protean Account Aggregator Limited (formerly known as NSDL e-Governance Account Aggregator Limited) on November 2, 2020 for account aggregation business and have received the certificate of registration dated January 9, 2023 from the RBI.
- Our Company initiated the future-fit program in which fresh engineering graduates were onboarded for a two month boot camp where they are trained in acquiring latest technology skills.

Income

Total income increased by 1.78% from ₹ 7,701.76 million in Fiscal 2022 to ₹ 7,838.72 million in Fiscal 2023 primarily due to an increase in revenue from transaction fees, revenue from accounts maintenance fees.

Revenue from Operations

Revenue from operations increased by 7.42% from ₹ 6,909.09 million in Fiscal 2022 to ₹ 7,422.06 million in Fiscal 2023 primarily due to an increase in revenue from transaction fees, and revenue from accounts maintenance fees. Other operational

income remained mostly consistent in Fiscal 2023 compared to Fiscal 2022.

Sale of Services

Sale of services increased by 7.42% from ₹ 6,909.09 million in Fiscal 2022 to ₹ 7,422.06 million in Fiscal 2023 primarily owing to an increase in transaction fees by 6.07% from ₹ 5,504.90 million in Fiscal 2022 to ₹ 5,839.09 million in Fiscal 2023 on account of an increase in fees from issuance of PAN cards, an increase in accounts maintenance fees by 12.86% from ₹ 1,390.90 million in Fiscal 2022 to ₹ 1,569.82 million in Fiscal 2023 on account of an increase in numbers of active subscribers of NPS. Our other operational income remained consistent at ₹ 13.15 million in Fiscal 2023 compared to ₹ 13.29 million in Fiscal 2022.

Other Income

Other income decreased by 47.44% to ₹ 416.66 million in Fiscal 2023 from ₹ 792.67 million in Fiscal 2022, primarily due to a decrease in profit on sale of assets from ₹ 438.96 million in Fiscal 2022 to nil in Fiscal 2023 on account of profit on sale of the Bengaluru data centre in Fiscal 2022. Further, interest earned on overdue trade receivables at amortised cost decreased from ₹ 15.25 million in Fiscal 2022 to nil in Fiscal 2023, interest on security deposits at amortised cost decreased from ₹ 7.61 million in Fiscal 2022 to ₹ 1.77 million in Fiscal 2023, miscellaneous income decreased from ₹ 26.74 million in Fiscal 2022 to ₹ 15.35 million in Fiscal 2023 and sundry balances written back decreased from ₹ 28.90 million in Fiscal 2022 to nil in Fiscal 2023.

The decrease was offset by an increase in interest earned on financial assets measured at amortised cost from ₹ 196.54 million in Fiscal 2022 to ₹ 320.48 million in Fiscal 2023, interest on bank deposits at amortised cost from ₹ 38.19 million in Fiscal 2022 to ₹ 54.03 million in Fiscal 2023, dividend income from ₹ 13.11 million in Fiscal 2022 to ₹ 16.29 million in Fiscal 2023. Support charges increased from ₹ 5.91 million in Fiscal 2022 to ₹ 8.74 million in Fiscal 2023.

Expenses

Total expenses increased by 10.08% from ₹ 5,845.53 million in Fiscal 2022 to ₹ 6,434.54 million in Fiscal 2023, primarily due to an increase in employee benefit expense and an increase in other expenses.

Employee Benefits Expenses

Employee benefits expenses increased by 56.27% from ₹ 786.76 million in Fiscal 2022 to ₹ 1,229.48 million in Fiscal 2023, primarily due to an increase in salaries, wages and bonus from ₹ 647.15 million in Fiscal 2022 to ₹ 1,029.00 million in Fiscal 2023 on account of yearly increment. In addition, contribution to provident and other fund increased by 32.86% from ₹ 87.56 million in Fiscal 2022 to ₹ 116.33 million in Fiscal 2023, staff welfare expenses increased by 67.01% from ₹ 36.40 million in Fiscal 2022 to ₹ 60.79 million in Fiscal 2023 and share based payment expense for ESOP 2017 increased by 49.27% from ₹ 15.65 million in Fiscal 2022 to ₹ 23.36 million in Fiscal 2023.

Finance Costs

Finance costs increased from ₹ 4.83 million in Fiscal 2022 to ₹ 9.27 million in Fiscal 2023 mainly on account of fresh lease liability created on a property situated in Mumbai, Maharashtra.

Depreciation and Amortisation Expenses

Depreciation and amortisation expenses increased by 7.59% from ₹ 169.95 million in Fiscal 2022 to ₹ 182.85 million in Fiscal 2023, due to an increase in addition of fixed assets in Fiscal 2023.

Other Expenses

Other expenses increased by 5.62% from ₹ 4,580.26 million in Fiscal 2022 to ₹ 4,837.45 million in Fiscal 2023, primarily due to an increase in:

- Communication expenses from ₹ 104.15 million in Fiscal 2022 to ₹ 106.65 million in Fiscal 2023 primarily due to increase in business operations in line with the increase in our revenue from operations.
- Annual fees (which is calculated based on our revenue from operations) that is required to be paid to the Pension Fund Regulatory & Development Authority by 11.42% from ₹ 99.84 million in Fiscal 2022 to ₹ 111.24 million in Fiscal 2023 on account of reduced provision that was considered by us in Fiscal 2023 compared to Fiscal 2022.
- Repairs and maintenance expenses of computers and telecommunication systems by 35.39% from ₹ 661.15 million in Fiscal 2022 to ₹ 895.15 million in Fiscal 2023, due to an increase in the use of IT resources resulting from an increase in economic activities.

- Provision for doubtful GST credit to ₹ 11.64 million in Fiscal 2023 compared to nil in Fiscal 2022 on account of provision made on GST credit not available.
- Advertisement and publicity expenses from ₹ 45.85 million in Fiscal 2022 to ₹ 56.55 million in Fiscal 2023 due to an increase in expenditure on business promotion activities.
- Electricity charges / power and fuel expenses from ₹ 26.62 million in Fiscal 2022 to ₹ 34.55 million in Fiscal 2023.
- Rates and taxes by 88.85% from ₹ 16.59 million in Fiscal 2022 to ₹ 31.33 million in Fiscal 2023 on account of an increase in GST expenses booked in the current period.
- Miscellaneous expense by 36.58% from ₹ 19.60 million in Fiscal 2022 to ₹ 26.77 million in Fiscal 2023.

The increase was partially offset primarily by a decrease in processing charges by 3.15% from ₹ 3,363.04 million in Fiscal 2022 to ₹ 3,256.95 million in Fiscal 2023 on account of due to reduction in processing charges in the social registry services on account of reduction in UIDAI charges that we charge from our customers; and a decrease in expenditure incurred on CSR activities by 16.36% from ₹ 34.78 million in Fiscal 2022 to ₹ 29.09 million in Fiscal 2023, on account of a decrease in our profit for the year.

Profit before Tax

For the reasons discussed above, profit before tax was ₹ 1,404.18 million in Fiscal 2023 as compared to ₹ 1,856.23 million in Fiscal 2022.

Tax Expense

Current tax expenses decreased from ₹ 525.16 million in Fiscal 2022 to ₹ 343.56 million in Fiscal 2023 in line with the decrease in the profit of the company. Deferred tax expenses decreased from ₹ 108.30 million in Fiscal 2022 to ₹ 9.80 million in Fiscal 2023, primarily on account of less provision made for doubtful debt.

As a result, total tax expense amounted to ₹ 336.76 million in Fiscal 2023 as compared to ₹ 416.86 million in Fiscal 2022.

Profit for the Year

We recorded a profit for the year of ₹ 1,070.42 million in Fiscal 2023 as compared to ₹ 1,439.37 million in Fiscal 2022.

Adjusted Earnings before Interest, Taxes, Depreciation and Amortisation (Adjusted EBITDA)

Adjusted EBITDA was ₹ 1,179.64 million in Fiscal 2023 as compared to ₹ 1,238.34 million in Fiscal 2022, while Adjusted EBITDA Margin was 15.89% in Fiscal 2023 as compared to 17.92% in Fiscal 2022.

FISCAL 2022 COMPARED TO FISCAL 2021

Key Developments

- We invested ₹ 100 million in Open Network for Digital Commerce (“ONDC”), a Section-8 company, which is a digital project implemented by the Government of India to make the overall e-commerce market more efficient and inclusive that is based on open protocols and open source specifications. (*Source: CRISIL Report*) Our Company is one of the promoter of ONDC.
- We ventured into new business services such as cyber security (to that extent incorporated a wholly owned subsidiary Protean Infosec Services Limited on September 30, 2021) and cloud services.

Income

Total income increased by 18.12% from ₹ 6,520.27 million in Fiscal 2021 to ₹ 7,701.76 million in Fiscal 2022 primarily due to an increase in revenue from transaction fees, revenue from accounts maintenance fees and an increase in other income.

Revenue from Operations

Revenue from operations increased by 14.55% from ₹ 6,031.32 million in Fiscal 2021 to ₹ 6,909.09 million in Fiscal 2022 primarily due to an increase in revenue from transaction fees, revenue from accounts maintenance fees and an increase in other income.

Sale of Services

Sale of services increased by 14.55% from ₹ 6,031.32 million in Fiscal 2021 to ₹ 6,909.09 million in Fiscal 2022 primarily owing to an increase in transaction fees by 21.61% from ₹ 4,526.78 million in Fiscal 2021 to ₹ 5,504.90 million in Fiscal 2022 on account of an increase in fees from issuance of PAN cards, a decrease in accounts maintenance fees by 6.86% from ₹ 1,493.38 million in Fiscal 2021 to ₹ 1,390.90 million in Fiscal 2022 on account of an increase in numbers of active subscribers of NPS, and an increase in other operational income by 19.09% from ₹ 11.16 million in Fiscal 2021 to ₹ 13.29 million in Fiscal 2022 on account of increase in non-compliance fees/charges recovered from TIN facilitation centres.

Other Income

Other income increased by 62.12% from ₹ 488.95 million in Fiscal 2021 to ₹ 792.67 million in Fiscal 2022, primarily due to an increase in interest from bank deposits by 54.18% from ₹ 24.77 million in Fiscal 2021 to ₹ 38.19 million in Fiscal 2022 and interest earned on security deposit measured at amortised cost by 10.77% from ₹ 6.87 million in Fiscal 2021 to ₹ 7.61 million in Fiscal 2022. In addition, sundry balances written back increased from nil in Fiscal 2021 to ₹ 28.90 million in Fiscal 2022. Profit on sale of assets (nets) also increased from nil in Fiscal 2021 to ₹ 438.96 million in Fiscal 2022 and profit on discard of leased assets increased from nil in Fiscal 2021 to ₹ 4.84 million in Fiscal 2022. Further, dividend income increased by 42.19% from ₹ 9.22 million in Fiscal 2021 to ₹ 13.11 million in Fiscal 2022.

The increase was offset by a decrease in interest earned on financial assets measured at amortised cost by 25.17% from ₹ 262.66 million in Fiscal 2021 to ₹ 196.54 million in Fiscal 2022, interest on overdue trade receivables measured at amortised cost by 86.23% from ₹ 110.75 million in Fiscal 2021 to ₹ 15.25 million in Fiscal 2022, profit on sale of investments carried at amortised cost from ₹ 52.28 million in Fiscal 2021 to ₹ 0.02 million in Fiscal 2022. Support charges decreased by 20.67% from ₹ 7.45 million in Fiscal 2021 to ₹ 5.91 million in Fiscal 2022.

Expenses

Total expenses increased by 9.05% from ₹ 5,360.23 million in Fiscal 2021 to ₹ 5,845.53 million in Fiscal 2022, primarily due to an increase in employee benefit expense and an increase in other expenses.

Employee Benefits Expenses

Employee benefits expenses increased by 4.53% from ₹ 752.67 million in Fiscal 2021 to ₹ 786.76 million in Fiscal 2022, primarily due to a marginal increase in salaries, wages and bonus by from ₹ 644.07 million in Fiscal 2021 to ₹ 647.15 million in Fiscal 2022 on account of yearly increment. In addition, contribution to provident and other fund increased marginally by 8.97% from ₹ 80.35 million in Fiscal 2021 to ₹ 87.56 million in Fiscal 2022, staff welfare expenses increased by 116.15% from ₹ 16.84 million in Fiscal 2021 to ₹ 36.40 million in Fiscal 2022 and share based payment expense for ESOP 2017 increase by 37.16% from ₹ 11.41 million in Fiscal 2021 to ₹ 15.65 million in Fiscal 2022.

Finance Costs

Finance costs decreased by 48.89% from ₹ 9.45 million in Fiscal 2021 to ₹ 4.83 million in Fiscal 2022 mainly reduction in lease liability resulting from surrender of two leased premises located in Mumbai, Maharashtra during Fiscal 2022.

Depreciation and Amortisation Expenses

Depreciation and amortisation expenses increased marginally by 1.21% from ₹ 167.91 million in Fiscal 2021 to ₹ 169.95 million in Fiscal 2022, due to an increase in depreciation impact on addition in property, plant and equipment and other intangible assets.

Other Expenses

Other expenses increased by 10.68% from ₹ 4,138.20 million in Fiscal 2021 to ₹ 4,580.26 million in Fiscal 2022, primarily due to an increase in:

- Processing charges by 7.21% from ₹ 3,136.80 million in Fiscal 2021 to ₹ 3,363.04 million in Fiscal 2022, primarily due to an increase in transaction based revenue on account reduced impact of COVID-19 and increase in customers.

- Communication expenses by 11.77% from ₹ 93.18 million in Fiscal 2021 to ₹ 104.15 million in Fiscal 2022 primarily due to increase in business operations in line with the increase in our revenue from operations.
- Repairs and maintenance expenses of computers and telecommunication systems by 24.77% from ₹ 529.90 million in Fiscal 2021 to ₹ 661.15 million in Fiscal 2022, due to an increase in the use of IT resources resulting from an increase in economic activities.
- Advertisement and publicity expenses from ₹ 3.26 million in Fiscal 2021 to ₹ 45.85 million in Fiscal 2022 due to an increase in expenditure on business promotion activities.
- Provision for doubtful debts by 4.02% from ₹ 292.00 million in Fiscal 2021 to ₹ 303.73 million in Fiscal 2022, primarily due to an increase in provisioning in Fiscal 2022 as per the framework of our expected credit loss policy compared to Fiscal 2021 on account of payment due from an existing customer of our Company. We continue to provide services to the customer on the pre-paid model.

The increase was partially offset by a decrease in annual fees (which is calculated based on our revenue from operations) that is required to be paid to the Pension Fund Regulatory & Development Authority by 6.07% from ₹ 106.29 million in Fiscal 2021 to ₹ 99.84 million in Fiscal 2022, on account of excess provisions considered that was considered by us in Fiscal 2021 compared to Fiscal 2022; a decrease rates and taxes by 9.39% from ₹ 18.31 million in Fiscal 2021 to ₹ 16.59 million in Fiscal 2022; a decrease in electricity charges / power and fuel by 18.92% from ₹ 32.83 million in Fiscal 2021 to ₹ 26.62 million in Fiscal 2022, on account of surrender of two leased properties situated in Mumbai, Maharashtra; and a decrease in expenditure incurred on CSR activities by 39.66% from ₹ 57.64 million in Fiscal 2021 to ₹ 34.78 million in Fiscal 2022, on account of additional CSR expenditure in Fiscal 2021 which was carried over from Fiscal 2020 as we were not able to completely spend on our CSR activities due to the impact of the COVID-19 pandemic.

Profit before Tax

For the reasons discussed above, profit before tax was ₹ 1,856.23 million in Fiscal 2022 as compared to ₹ 1,160.04 million in Fiscal 2021.

Tax Expense

Current tax expenses increased from ₹ 298.90 million in Fiscal 2021 to ₹ 525.16 million in Fiscal 2022 in line with the increase in the profit of the company. Deferred tax expenses increased from ₹ 60.73 million in Fiscal 2021 to ₹ 108.30 million in Fiscal 2021, primarily on account of disallowance of expenses related to provision for doubtful debts.

As a result, total tax expense amounted to ₹ 416.86 million in Fiscal 2022 as compared to ₹ 238.17 million in Fiscal 2021.

Profit for the Year

We recorded a profit for the year of ₹ 1,439.37 million in Fiscal 2022 as compared to ₹ 921.87 million in Fiscal 2021.

Adjusted Earnings before Interest, Taxes, Depreciation and Amortisation (Adjusted EBITDA)

Adjusted EBITDA was ₹ 1,238.34 million in Fiscal 2022 as compared to ₹ 848.45 million in Fiscal 2021, while Adjusted EBITDA Margin was 17.92% in Fiscal 2022 as compared to 14.07% in Fiscal 2021.

LIQUIDITY AND CAPITAL RESOURCES

We have historically financed the expansion of our business and operations primarily through funds generated from our operations.

CASH FLOWS

The following table sets forth certain information relating to our cash flows in the periods indicated:

Particulars	Fiscal			For the three months ended June 30, 2022	For the three months ended June 30, 2023
	2021	2022	2023		
	(₹ million)				
Net cash generated from/ (used in) operating activities	1,001.19	942.69	1,370.21	109.40	(79.04)

Particulars	Fiscal			For the three months ended June 30, 2022	For the three months ended June 30, 2023
	2021	2022	2023		
	(₹ million)				
Net cash generated from/ (used in) investing activities	1,156.56	726.20	(2,823.10)	(1,390.44)	116.81
Net cash (used in) financing activities	(1,833.57)	(336.30)	(442.91)	(11.86)	(13.07)
Net increase/ (decrease) in cash and cash equivalents	324.18	1,332.59	(1,895.79)	(1,292.90)	24.70
Cash and cash equivalents at the end of the year / period	734.61	2,067.20	171.41	774.30	196.11

Operating Activities

Three months ended June 30, 2023

In the three months ended June 30, 2023, net cash used in operating activities was ₹ 79.04 million. Profit before tax was ₹ 417.23 million and adjustments primarily consisted of depreciation and amortisation of ₹ 49.10 million, provision for doubtful debts of ₹ 7.50 million and amortisation of premium / discount on government / debt securities of ₹ 4.98 million, share based payment expense of ₹ 33.69 million and interest on lease expense of ₹ 2.17 million. This was partially offset by adjustments in interest income on financial assets carried at amortised cost of ₹ 92.74 million, and interest income on bank deposit of ₹ 28.82 million.

Operating cash flows before working capital changes were ₹ 392.60 million in the three months ended June 30, 2023. The main working capital adjustments included an increase in trade receivables by ₹ 114.54 million, and other assets and financial assets increased by ₹ 152.06 million as at end of the period. This was offset by an increase in trade payables by ₹ 16.94 million, and decrease in other financial liabilities, other liabilities and provisions by ₹ 145.910 million. Cash generated from operating activities in the three months ended June 30, 2023 amounted to ₹ 2.97 million. Income tax paid (net) amounted to ₹ 76.07 million.

Three months ended June 30, 2022

In the three months ended June 30, 2022, net cash generated from operating activities was ₹ 279.95 million. Profit before tax was ₹ 271.61 million and adjustments primarily consisted of depreciation and amortisation of ₹ 41.64 million, provision for doubtful debts of ₹ 35.00 million and amortisation of premium / discount on government / debt securities of ₹ 4.40 million, share based payment expense of ₹ 5.95 million and interest on lease expense of ₹ 2.65 million. This was partially offset by adjustments in interest income on financial assets carried at amortised cost of ₹ 63.05 million, interest income on bank deposit of ₹ 14.84 million, and dividend income of ₹ 4.16 million.

Operating cash flows before working capital changes were ₹ 279.95 million in the three months ended June 30, 2022. The main working capital adjustments included an increase in trade receivables by ₹ 0.60 million, and other assets and financial assets increased by ₹ 105.47 million as at end of the period. This was offset by an increase in trade payables by ₹ 136.40 million, and decrease in other financial liabilities, other liabilities and provisions by ₹ 93.60 million. Cash generated from operating activities in the three months ended June 30, 2022 amounted to ₹ 216.68 million. Income tax paid (net) amounted to ₹ 107.28 million.

Fiscal 2023

In Fiscal 2022, net cash generated from operating activities was ₹ 1,370.21 million. Profit before tax was ₹ 1,404.18 million and adjustments primarily consisted of depreciation and amortisation of ₹ 182.85 million, provision for doubtful debts of ₹ 175.49 million and amortisation of premium / discount on government / debt securities of ₹ 19.14 million, share based payment expense of ₹ 23.36 million and interest on lease expense of ₹ 9.27 million. This was partially offset by adjustments in interest income on financial assets carried at amortised cost of ₹ 320.48 million, interest income on bank deposit of ₹ 54.03 million, dividend income of ₹ 16.29 million.

Operating cash flows before working capital changes were ₹ 1,434.55 million in Fiscal 2023. The main working capital adjustments included an increase in trade receivables by ₹ 261.32 million, increase in trade payables of ₹ 361.10 million and a decrease in other assets and financial assets by ₹ 85.01 million as at year end, increase in other financial liabilities, other liabilities and provisions of ₹ 176.67 million on account of an increase in GST and TDS payable. Cash generated from operating activities in Fiscal 2023 amounted to ₹ 1,796.01 million. Income tax paid (net) amounted to ₹ 425.80 million.

Fiscal 2022

In Fiscal 2022, net cash generated from operating activities was ₹ 942.69 million. Profit before tax was ₹ 1,856.23 million and adjustments primarily consisted of depreciation and amortisation of ₹ 169.95 million, provision for doubtful debts of ₹ 303.73 million and amortisation of premium / discount on government / debt securities of ₹ 19.56 million, share based payment expense

of ₹ 15.65 million and interest on lease expense of ₹ 4.83 million. This was partially offset by adjustments in interest income on financial assets carried at amortised cost of ₹ 196.54 million and profit on sale / discard of assets (net) of ₹ 438.96 million, interest income on bank deposit of ₹ 38.19 million, dividend income of ₹ 13.11 million and profit on discard of leased assets (net) of ₹ 4.84 million.

Operating cash flows before working capital changes were ₹ 1,678.31 million in Fiscal 2022. The main working capital adjustments included an increase in trade receivables by ₹ 328.09 million, decrease in trade payables of ₹ 31.19 million and other assets and financial assets decreased by ₹ 55.46 million as at year end, increase in other financial liabilities, other liabilities and provisions of ₹ 46.65 million on account of an increase in GST and TDS payable. Cash generated from operating activities in Fiscal 2022 amounted to ₹ 1,421.14 million. Income tax paid (net) amounted to ₹ 478.45 million.

Fiscal 2021

In Fiscal 2021, net cash generated from operating activities was ₹ 1,001.19 million. Profit before tax was ₹ 1,160.04 million and adjustments primarily consisted of depreciation and amortisation of ₹ 167.91 million, provision for doubtful debts of ₹ 292.00 million and amortisation of premium / discount on government / debt securities of ₹ 11.30 million, share based payment expense of ₹ 11.41 million and interest on lease expense of ₹ 9.45 million. This was partially offset by adjustments in interest income on financial assets carried at amortised cost of ₹ 262.66 million and profit on sale / discard of assets (net) of ₹ 52.28 million, interest income on bank deposit of ₹ 24.77 million, dividend income of ₹ 9.22 million and profit on discard of leased assets (net) of ₹ 1.40 million.

Operating cash flows before working capital changes were ₹ 1,301.78 million in Fiscal 2021. The main working capital adjustments included an increase in trade receivables by ₹ 162.31 million and other assets and financial assets decreased by ₹ 36.24 million as at year end, increase in other financial liabilities, other liabilities and provisions of ₹ 43.03 million on account of increase in provision for leave encashment and gratuity on account of increase in provision of incentives payable to employees due to increase in number of employees, revision of pay structure to meet industry standards and increase in performance linked incentives. This was significantly offset by an increase in trade payables by ₹ 101.57 million. Cash generated from operating activities in Fiscal 2021 amounted to ₹ 1,320.31 million. Income tax paid (net) amounted to ₹ 319.12 million.

Investing Activities

Three months ended June 30, 2023

Net cash generated from investing activities was ₹ 116.81 million in the three months ended June 30, 2023, primarily on account of liquidation of fixed deposit of ₹ 101.87 million and interest received of ₹ 91.67 million. This was offset by purchase of property plant and equipment including capital advances of ₹ 22.11 million and purchase of intangible assets including assets under development of ₹ 54.62 million.

Purchase of property, plant and equipment of ₹ 162.82 million, investment / maturities in fixed deposits (net) of ₹ 101.87 million, and purchase of intangible assets including intangible assets under development of ₹ 54.62 million. This was offset primarily by interest received of ₹ 91.67 million.

Three months ended June 30, 2022

Net cash used in investing activities was ₹ 1,390.44 million in the three months ended June 30, 2022, primarily on account of purchase of property plant and equipment including capital advances of ₹ 20.30 million, purchase of intangible assets including assets under development of ₹ 44.10 million, purchase of non-current investments (net of current accrued upto date of purchase) of ₹ 1,448.50 million and purchase of current investment of ₹ 3.80 million. This was partially offset by interest received of ₹ 27.10 million, dividend received of ₹ 4.16 million, liquidation of fixed deposit of ₹ 89.00 million and proceeds from redemption of current investments of ₹ 6.00 million.

Fiscal 2023

Net cash generated from investing activities was ₹ 2,823.10 million in Fiscal 2023, primarily on account of purchase of property plant and equipment including capital advances of ₹ 122.70 million, purchase of intangible assets including assets under development of ₹ 115.82 million, purchase of non-current investments (net of current accrued upto date of purchase) of ₹ 2,217.84 million and investment of fixed deposit of ₹ 1,259.87 million. This was partially offset by interest received of ₹ 327.02 million, dividend received of ₹ 16.29 million and proceeds from redemption of current investments of ₹ 549.82 million.

Fiscal 2022

Net cash generated from investing activities was ₹ 726.20 million in Fiscal 2022, primarily on account of proceeds from sale of property, plant and equipment of ₹ 1,319.98 million, interest received of ₹ 234.73 million, liquidation of fixed deposit of ₹ 149.02 million, redemption of non-current investments of ₹ 106.00 million, and dividends received of ₹ 13.11 million. This was partially offset by purchase of non-current investments (net of interest accrued upto date of purchase) of ₹ 498.71 million, purchase of current investments of ₹ 411.90 million, purchase of property, plant and equipment of ₹ 121.08 million, movement in capital advances of ₹ 51.96 million and purchase of intangible assets including intangible assets under development of ₹ 16.86 million.

Fiscal 2021

Net cash generated from investing activities was ₹ 1,156.56 million in Fiscal 2021, primarily on account of redemption of non-current investments of ₹ 1,040.80 million, redemption of current investments of ₹ 610.00 million, interest received of ₹ 315.94 million and dividends received of ₹ 9.22 million. This was partially offset by investment / maturities in fixed deposits (net) of ₹ 326.16 million, purchase of current investments of ₹ 400.00 million and purchase of property, plant and equipment, intangible assets and advances given for purchase of capital items of ₹ 105.70 million, movement in capital advances of ₹ 28.73 million and purchase of intangible assets including intangible assets under development of ₹ 16.27 million.

Financing Activities

Three months ended June 30, 2023

Net cash used in financing activities was ₹ 13.07 million in the three months ended June 30, 2023 on account of payment towards lease liability of ₹ 10.90 million and interest on lease liability of ₹ 2.17 million.

Three months ended June 30, 2022

Net cash used in financing activities was ₹ 11.86 million in the three months ended June 30, 2022 on account of payment towards lease liability of ₹ 9.21 million and interest on lease liability of ₹ 2.65 million.

Fiscal 2023

Net cash used in financing activities was ₹ 442.91 million in Fiscal 2023 on account of dividend paid of ₹ 403.84 million and payment towards lease liability of ₹ 37.61 million and interest on lease liability of ₹ 9.27 million. This was offset primarily by proceeds from issue of shares by way of employee's stock options of ₹ 7.81 million.

Fiscal 2022

Net cash used in financing activities was ₹ 336.30 million in Fiscal 2022 on account of dividend paid of ₹ 362.72 million and payment towards lease liability of ₹ 44.57 million and interest on lease liability of ₹ 4.83 million. This was offset primarily by proceeds from issue of shares by way of employee's stock options of ₹ 75.82 million.

Fiscal 2021

Net cash used in financing activities was ₹ 1,833.57 million in Fiscal 2021 on account of dividend paid of ₹ 1,804.96 million and payment towards lease liability of ₹ 59.91 million and interest on lease liability of ₹ 9.45 million. This was offset primarily by proceeds from issue of shares by way of employee's stock options of ₹ 40.75 million.

INDEBTEDNESS

As of June 30, 2023, our total borrowings (consisting of current and non-current borrowings) was nil.

CONTINGENT LIABILITIES AND OFF-BALANCE SHEET ARRANGEMENTS

As of June 30, 2023, our contingent liabilities that have not been accounted for in our financial statements, were as follows:

Particulars	Amount
	(₹ million)
Disputed demand raised by sales tax officer for MVAT and CST ⁽¹⁾	226.32
Claims against the Group not acknowledged as debts (net) ⁽²⁾	9.90
Demand raised by Income tax officer for Assessment Year 2016-2017 ⁽³⁾	13.63
Total	249.85

Notes:

1. Demand raised by sales tax officer for MVAT and CST payable on services provided by Group. The Group has filed an appeal before the Sales Tax Tribunal and paid a deposit of ₹ 14.20 million under protest. The amounts assessed as contingent liability do not include interest that could be claimed by the authorities. As per order of the tribunal dated January 28, 2022, it has quashed and set aside the order passed by the First Appellate Authority.
2. MVAT payable to seller on purchase of Times Tower premises.
3. Demand raised by Income tax officer is on account of disallowance of deduction claimed by our Company under Section 35AC and chapter VI-A of Income tax Act, 1961 in income tax return filed for Assessment Year 2016-17 pursuant to an order dated February 10, 2022. Our Company has filed rectification application as well as appeal to CIT(A) against said demand.

For further information on our contingent liabilities, see “Restated Consolidated Financial Information” beginning on page 195.

Except as disclosed in the Restated Consolidated Financial Information or elsewhere in this Red Herring Prospectus, there are no off-balance sheet arrangements that have or are reasonably likely to have a current or future effect on our financial condition, revenues or expenses, results of operations, liquidity, capital expenditures or capital resources that we believe are material to investors.

CONTRACTUAL OBLIGATIONS AND COMMITMENTS

The following table sets forth certain information relating to future payments due under known contractual commitments as of June 30, 2023, aggregated by type of contractual obligation:

Particulars	As of June 30, 2023			
	Payment due by period			
	Carrying Amount	Less than 1 year	1-5 years	More than 5 years
	(₹ million)			
Lease liabilities	120.82	64.51	69.74	-
Trade Payables	1,335.26	1,335.26	-	-
Other Financial Liabilities	119.30	119.30	-	-
Total	1,575.38	1,519.07	69.74	-

For further information on our capital and other commitments, see “Restated Consolidated Financial Information” beginning on page 195.

CAPITAL EXPENDITURES

In Fiscals 2021, 2022 and 2023 and in the three months ended June 30, 2022 and June 30, 2023, our capital expenditure towards additions to fixed assets (property, plant and equipment’s and intangible assets) were ₹ 81.90 million, ₹ 168.65 million, ₹ 239.87 million, ₹ 65.25 million and ₹ 76.76 million, respectively. The following table sets forth our fixed assets for the periods indicated:

Particulars	Fiscal 2021	Fiscal 2022	Fiscal 2023	Three months ended June 30, 2022	Three months ended June 30, 2023
	(₹ million)				
Property, plant and equipment	105.70	121.08	124.05	21.13	22.14
Intangible Assets	16.27	16.86	46.47	1.27	58.14
Capital work-in-progress (net additions/transfers)	(34.59)	(1.67)	(11.74)	(5.80)	-
Intangible assets under development	(5.48)	32.38	81.09	48.65	(3.52)
Total	81.90	168.65	239.87	65.25	76.76

For further information, see “Restated Consolidated Financial Information” beginning on page 195.

RELATED PARTY TRANSACTIONS

We enter into various transactions with related parties in the ordinary course of business. These transactions principally include remuneration to executive Directors and Key Managerial Personnel. For further information relating to our related party transactions, see “Restated Consolidated Financial Information – Note 26: Related Party Transactions” beginning on page 243.

AUDITOR’S OBSERVATIONS

Qualifications

There have been no reservations/ qualifications/ adverse remarks/ matters of emphasis highlighted by our statutory auditors in

their auditor's reports on the audited consolidated financial statements as of and for the years ended March 31, 2021, March 31, 2022, March 31, 2023 and the three months ended June 30, 2022 and June 30, 2023.

QUANTITATIVE AND QUALITATIVE DISCLOSURES ABOUT MARKET RISK

Our management monitors and manages key financial risk relating to our operations by analysing exposures by degree and magnitude of risk. The risks include credit risk and liquidity risk. Our Board of Directors has overall responsibility for the establishment and oversight of our risk management framework. Our risk management policies are established to identify and analyse the risks faced by us, to set appropriate risk limits and controls and to monitor risks and adherence to limits. Risk management policies and systems are reviewed regularly to reflect changes in market conditions and our activities.

Credit Risk

Credit risk refers to the risk of default on its obligation by the counterparty resulting in a financial loss. The maximum exposure to the credit risk at the reporting date is primarily from trade receivables amounting to ₹ 2,195.66 million, ₹ 1,968.54 million, ₹ 2,088.62 million, ₹ 2,003.98 million and ₹ 2,075.60 million as of June 30, 2023, June 30, 2022, March 31, 2023, March 31, 2022, and March 31, 2021, respectively. Trade receivables is typically unsecured and are derived from revenue earned from customers. Credit risk has always been managed by us through credit approvals, establishing credit limits and continuously monitoring the creditworthiness of customers to which we grant credit terms in the normal course of business.

Expected Credit Loss

We allocate each exposure to a credit risk grade based on a variety of data that is determined to be predictive of the risk of loss, (for example, timeliness of payments and available information) and applying experienced credit judgement. Exposures to customers outstanding at the end of each reporting period are reviewed by us to determine incurred and expected credit losses, giving due regard for probable exposures on disputed dues or dues that are subject to litigation. We have not experienced significant impairment of trade receivables resulting in credit losses.

Liquidity Risk

Liquidity risk is the risk that we will encounter difficulty in meeting the obligations associated with our financial liabilities that are settled by delivering cash or another financial asset. Our principal sources of liquidity are cash and cash equivalents and the cash flow that is generated from operations. We have no outstanding bank borrowings.

UNUSUAL OR INFREQUENT EVENTS OR TRANSACTIONS

Except as described in this Red Herring Prospectus, to our knowledge, there have been no unusual or infrequent events or transactions that have in the past or may in the future affect our business operations or future financial performance.

SIGNIFICANT ECONOMIC CHANGES THAT MATERIALLY AFFECT OR ARE LIKELY TO AFFECT INCOME FROM CONTINUING OPERATIONS

Our business has been subject, and we expect it to continue to be subject, to significant economic changes that materially affect or are likely to affect income from continuing operations identified above in “ – *Significant Factors Affecting our Results of Operations*” and the uncertainties described in “*Risk Factors*” beginning on pages 270 and 24, respectively.

KNOWN TRENDS OR UNCERTAINTIES

Our business has been subject, and we expect it to continue to be subject, to significant economic changes arising from the trends identified above in “*Management's Discussion and Analysis of Financial Condition and Results of Operations – Significant Factors Affecting our Results of Operations*” and the uncertainties described in “*Risk Factors*” on beginning pages 270 and 24, respectively. To our knowledge, except as discussed in this Red Herring Prospectus, there are no known trends or uncertainties that have or had or are expected to have a material adverse impact on revenues or income of our Company from continuing operations.

FUTURE RELATIONSHIP BETWEEN COST AND INCOME

Other than as described in “*Risk Factors*”, “*Our Business*” and “*Management's Discussion and Analysis of Financial Condition and Results of Operations*” beginning on pages 24, 135 and 267 respectively, to our knowledge there are no known factors that may adversely affect our business prospects, results of operations and financial condition.

NEW PRODUCTS OR BUSINESS SEGMENTS

Except as set out in this Red Herring Prospectus, we have not announced and do not expect to announce in the near future any

new business segments.

COMPETITIVE CONDITIONS

We operate in a competitive environment. See “*Risk Factors*”, “*Industry Overview*” and “*Our Business*” beginning on pages 24, 101 and 135 respectively, for further details on competitive conditions that we face across our various business segments.

EXTENT TO WHICH MATERIAL INCREASES IN NET SALES OR REVENUE ARE DUE TO INCREASED SALES VOLUME, INTRODUCTION OF NEW PRODUCTS OR SERVICES OR INCREASED SALES PRICES

Changes in revenue in the three months ended June 30, 2022 and June 30, 2023 and the last three Fiscals are as described in “– *Three months ended June 30, 2023 compared to three months ended June 30, 2022*”, “– *Fiscal 2023 compared to Fiscal 2022*” and “– *Fiscal 2022 compared with Fiscal 2021*” above on pages 287, 289 and 291, respectively.

SEGMENT REPORTING

Our business activity primarily falls within a single business and geographical segment, i.e. information technology enabled e-governance services, and in India, accordingly, other than as disclosed in “*Restated Consolidated Financial Information – 25. Segment Reporting*” beginning on page 243, we do not follow any other segment reporting.

SIGNIFICANT DEPENDENCE ON SINGLE OR FEW CUSTOMERS

Given the nature of our business operations, we do not believe our business is dependent on any single or a few customers.

SEASONALITY/ CYCLICALITY OF BUSINESS

Our business is not subject to seasonality or cyclicalities. For further information, see “*Industry Overview*” and “*Our Business*” beginning on pages 101 and 135 respectively.

SIGNIFICANT DEVELOPMENTS AFTER JUNE 30, 2023 THAT MAY AFFECT OUR FUTURE RESULTS OF OPERATIONS

Except as disclosed in this Red Herring Prospectus, there have been no significant developments after June 30, 2023 that may affect our future results of operations.

SECTION VI: LEGAL AND OTHER INFORMATION

OUTSTANDING LITIGATION AND MATERIAL DEVELOPMENTS

Except as stated in this section, there are no outstanding (i) criminal proceedings; (ii) actions taken by statutory or regulatory authorities; (iii) claims related to direct and indirect taxes; and (iv) all other pending litigation involving our Company, Directors, or Subsidiaries (other than proceedings covered under (i) to (iii) above) which have been determined to be material pursuant to the Materiality Policy (as disclosed herein below). Further, there is no pending litigation involving our Group Company which may have a material impact on our Company.

In accordance with the Materiality Policy adopted by the Board pursuant to the resolution dated August 17, 2021, read with Board resolution dated October 6, 2023 any outstanding litigation other than outstanding criminal proceedings, actions taken by statutory or regulatory authorities and claims relating to direct and indirect taxes mentioned in points (i) to (iii) above shall be considered material, as per the below:

- a. involving our Company: (i) where the aggregate monetary claim made by or against our Company is equal to or exceeds 5% of the consolidated PAT as per the last Restated Consolidated Financial Information, i.e., Restated Consolidated Financial Information for Fiscal 2023, would be considered 'material' for disclosure in this Red Herring Prospectus. Based on above, we have disclosed all such outstanding litigation proceedings where the aggregate amount involved in such individual litigation is equal to or exceeds ₹53.52 million, which is 5% of the consolidated PAT of our Company as per the Restated Consolidated Financial Information of our Company for Fiscal 2023, has been considered as the materiality threshold; (ii) the litigations where the decision in one litigation is likely to affect the decision in similar litigations, even though the amount involved in an individual litigation may not exceed ₹53.52 million; and (iii) where the monetary liability is not quantifiable, but where the outcome of such legal proceedings involving the Company could have a material adverse effect on the business, operations, financial position, or reputation of our Company.*
- b. involving the Subsidiaries: (i) where the aggregate monetary claim made by or against our Subsidiary is equal to or exceeds 1% of the PAT of the respective Subsidiary, as per their latest financial statements; (ii) the litigations where the decision in one litigation is likely to affect the decision in similar litigations, even though the amount involved in an individual litigation may not exceed 1% of the PAT of the latest audited financial statements of the respective subsidiary, which is 'nil' for NSDL e-Governance (Malaysia) Sdn. Bhd., Protean eGov Australia Pty. Ltd. (formerly known as NSDL e Governance Technologies Australia Pty Ltd), Protean Account Aggregator Limited (formerly known as NSDL e-Governance Account Aggregator Limited) and Protean InfoSec Services Limited (formerly known as NSDL e-Governance InfoSec Services Limited); and (iii) where the monetary liability is not quantifiable, but where the outcome of such legal proceedings involving the Subsidiary could have a material adverse effect on the business, operations, financial position, or reputation of our Company and/ or the Subsidiaries.*
- c. involving our Directors: where an adverse outcome could have a material adverse effect on the business, operations, performance, prospects, financial position or reputation of our Company, have been considered "material" and accordingly have been disclosed in this Red Herring Prospectus.*

Except as stated in this section, there are no outstanding material dues to creditors of our Company. For this purpose, our Board in its meeting held on August 17, 2021, considered and adopted a policy of materiality for identification of material outstanding dues to creditors. In terms of the Materiality Policy, outstanding dues to any creditor of our Company having monetary value which is equal to or exceed ₹66.76 million, which is 5% of the trade payables of our Company as at June 30, 2023 shall be considered as 'material'. Accordingly, as on June 30, 2023, any outstanding dues exceeding ₹66.76 million have been considered as material outstanding dues for the purposes of disclosure in this section.

It is clarified that for the purposes of the above, pre-litigation notices received by our Company, Subsidiaries, Directors (as applicable) from third parties (excluding those notices issued by statutory / regulatory / governmental / tax authorities or notices threatening criminal action) have not and shall not, unless otherwise decided by our IPO Committee, be considered as material until such time that any of our Company, Directors or Subsidiaries, as applicable, is impleaded as a defendant or respondent in litigation proceedings before any judicial or arbitral forum.

We have disclosed matters relating to direct and indirect taxes involving our Company, Directors or Subsidiaries (as applicable) in a consolidated manner giving details of number of cases and total amount involved in such claims, except for taxation matters which involves an amount exceeding ₹53.52 million involving our Company and the respective Subsidiaries.

Unless stated to the contrary, the information provided below is as of the date of this Red Herring Prospectus. All terms defined in a particular litigation disclosure below are for that particular litigation only.

Litigation involving our Company

Litigation by our Company

Civil litigation

1. An application under section 7 of Insolvency and Bankruptcy Code, 2016 (“**IBC**”) read with rule 4 of the Insolvency and Bankruptcy (Application to Adjudicating Authority) Rules, 2016, was filed by M/s Allied Hi-Tech Industries Private Limited (“**Financial Creditor**”) against Karvy Data Management Services Limited (“**Corporate Debtor**”), before the National Company Law Tribunal, Hyderabad (“**NCLT**”) for initiation of corporate insolvency resolution process under the IBC alleging that the Corporate Debtor owed ₹186.30 million (including interest). The NCLT declared a moratorium in accordance with section 14 of the IBC vide its order dated September 15, 2023 and amended as per order dated September 20, 2023. Subsequently, a public announcement was made on September 23, 2023 in the newspaper regarding the commencement of corporate insolvency resolution process and the creditors of the Corporate Debtor were called upon to submit their claims on or before October 5, 2023. We have submitted our claims for the recovery of an amount to the tune of ₹439.66 million. The matter is currently pending.

Litigation against our Company

Civil litigation

1. Alankit Limited (“**Claimant**”) being one of the entities appointed by our Company as a tax information network (“**TIN**”) facilitation centre service provider (“**TIN FC**”), which through its various branches, franchises, offered services in relation to TIN, a system which enables professionals to *inter alia*, collect, process, monitor, conduct accounting of direct taxes etc. Alankit was appointed by our Company as TIN FC pursuant to the agreements dated September 24, 2015 (“**2015 Agreement**”) and subsequently on April 3, 2019 (“**2019 Agreement**”). Allegedly, due to non-payment of dues from August 2019 (i.e., alleged failure to remit fees collected from the public for availing the PAN and TIN services) to our Company, the 2019 Agreement has since been terminated by our Company *vide* notice dated May 4, 2020 (“**Termination Notice**”) and termination letter dated June 4, 2020. Subsequently, the Claimant invoked arbitration and preferred an application for interim reliefs before the Bombay High Court (“**High Court**”) in April 2020. Pursuant to an order of the High Court dated May 4, 2020, the disputes arising out of the 2019 Agreement were referred for arbitration.

The Claimant had filed the commercial arbitration petition before the arbitral tribunal seeking adjudication of disputes arising out of the agreements dated January 10, 2004 (“**2004 Agreement**”), 2015 Agreement and 2019 Agreement (together “**Agreements**”) between parties and to claim reliefs against *inter alia* alleged (i) wrongful deactivation for TIN FCs, (ii) non-payment of invoices raised by the Claimant, (iii) loss of profit and reputation of the Claimant, (iv) charging of wrongful penalties, totalling to a claim amount of ₹685.11 million along with 18% interest from the date of filing of the claim till the date of the award and has prayed *inter alia* to declare (i) the Agreements valid and binding; (ii) declare the Termination Notice mala fide, illegal and bad in law. Our Company has, *inter alia*, denied the submissions of the Claimant and has also made a counter claim for ₹285.44 million along with further interest at 18% per annum towards dues from the Claimant.

Further, pursuant to an interim order by the Arbitral tribunal dated September 23, 2020 (“**2020 Order**”) arising out of the statements and responses filed under section 17 of the Arbitration and Conciliation Act, 1996, our Company was granted *inter alia* the following reliefs stating the (i) Claimant is restrained by an order of injunction from investing monies into its sister companies; (ii) the Claimant, its directors, employees, officers in charge are restrained by an order of injunction from deleting, destroying, or disposing electronic data and destroying or disposing any of its physical records and document pertaining to TIN and PAN operations, amongst others. In terms of the 2020 Order, our Company was *inter alia* not granted the following reliefs: to direct the Claimant to provide security in favour of our Company, for a claim amount of ₹267.47 million, amongst others. The Claimant had also raised an additional claim of ₹67.81 million and interest pursuant to an application filed under section 23(3) of the Arbitration and Conciliation Act, 2015, which was rejected by the arbitrator. Subsequently, pursuant to further written submissions, our Company has submitted that the Claimant is not a party to the 2004 Agreement, being Alankit Assignments Limited to be a party, and the Claimant has no rights under the 2004 Agreement. Pursuant to an arbitration award passed by the Arbitral tribunal dated August 11, 2022 (“**Award**”), our Company was granted *inter alia* the following reliefs: (i) Claimant was directed to pay our Company by way of counter claim a sum of ₹22.72 million with an interest a sum of ₹2.22 million till July 13, 2020 and further interest at 18% on the principal amount from July 14, 2020 till the date of the Award; (ii) Claimant was directed to pay our Company further interest of 7% on the principal amount from the date of Award till the date of final payment as against 18% interest in accordance with the terms of the 2019 Agreement; (iii) our Company was required to pay the storage charges to the Claimant after the order dated March 28, 2022 as and when received from ITD; (iv) the claims under 2004 Agreement and 2015 Agreement are not covered under the arbitral clause nor the interest can be compounded; and (v) Claimant to pay to our Company costs a sum of ₹2.50 million. Subsequently, both the Claimant and our Company have filed an appeal against the impugned Award before the High Court of Bombay. The matters are currently pending.

2. An application was filed by the South Indian Bank Limited, Hyderabad (“**Petitioner**”) before the Debts Recovery Tribunal 2, Hyderabad against Karvy Data Management Services Limited and others (“**Defendant**”) for recovery of an amount of ₹334.90 million. Further, the Petitioner vide a notice dated June 18, 2022 alleged that ₹136.50 million is due from our Company to the Defendant and sought for a garnishee order against our Company. Our Company vide its reply dated September 27, 2022 denied the allegation and instead submitted that the total receivables from Defendant towards our Company amounted to ₹437.98 million. The matter is currently pending.

Actions taken by statutory or regulatory authorities

Our Company received a show cause notice dated March 20, 2020 from the Municipal Corporation of Greater Mumbai (“**Authority**”) under section 351 of Mumbai Municipal Corporation Act, 1888 (“**Act**”) alleging violation of section 342 and 347 of the Act. Our Company filed a reply dated July 10, 2020 seeking extension of three months for filing a detailed reply. Upon failing to produce any conclusive proof to prove that the structure is authorised as per the plans approved by the executive engineer, the Authority passed an order dated November 2, 2020 directing our Company to remove the unauthorized work and further prosecuted our Company under section 475 A of the Act. Subsequently, the Government of Maharashtra passed the New Information Technology and Information Technology Enabled Services Policy of Maharashtra State, 2023 pursuant to which the revised proposal for regularisation of the structure will be submitted by an architect appointed by the consortium and the matter is currently pending.

Material taxation matters

1. For the assessment year 2020-21, our Company received an assessment order dated September 29, 2022 (“**Assessment Order**”) from the Assessment Unit, Income Tax Department, stating *inter alia* that the disallowance of ₹3.09 million claimed by our Company under section 14A of the Income Tax Act, 1961 read with rule 8D of the Income Tax Rules, 1962 cannot be claimed by our Company, disallowance of ₹0.63 million claimed by our Company under section 40(a)(ia) of the Income Tax Act, 1961, disallowance of employee incentive of ₹17.02 million and disallowance of health and education cess of ₹14.36 million. Subsequently, our Company received a notice of demand dated December 13, 2022, (“**Notice**”) from the Office of the Deputy Commissioner, Income Tax Department demanding a sum of ₹584.42 million. Against the Assessment Order, our Company has filed an appeal before Commissioner of Income-tax (Appeals) and also a rectification application dated November 18, 2022, for rectification of errors apparent on record and in the Notice before the Office of Deputy Commissioner of Income Tax, Circle 8(2)(1), Mumbai. The matter is currently pending.
2. An appeal dated August 9, 2018 has been filed by our Company (against the order of assessment under the Central Sales Tax Act, 1956) before the Registrar, Maharashtra Sales Tax Tribunal against an order dated May 11, 2018 (“**Order**”) by the Deputy Commissioner of Sales Tax (Appeal) – II. The alleged dispute is in relation to the nature and scope of operation of PAN services provided by our Company. The assessing officer pursuant to an order dated April 5, 2017 held that income from PAN services pursuant to the nature and scope of our Company’s operations is an income from manufacturing and sale PAN cards which were considered as “ goods” and hence raised a demand of ₹226.32 million under the provisions of Maharashtra Value Added Tax Act, 2002 (“**Assessment Order**”). Subsequently, the Sales Tax officer (C-847), Nodala Division-IV, Mumbai issued a demand notice of ₹226.32 million which on appeal was further upheld and modified to ₹250.04 million by the Deputy Commissioner Of Sales Tax, (Appeals), Nodala Division-IV (“**First Appellate Authority**”), Mumbai in its order. The Maharashtra Sales Tax tribunal vide its order dated January 24, 2022 allowed the appeal filed by our Company and quashed the Order passed by the First Appellate Authority. The Maharashtra Sales Tax Tribunal directed the First Appellate Authority to pass a reasoned and speaking order after consideration of the contentions raised by the Appellant. The matter is currently pending.
3. For the assessment year 2017-18, our Company received an assessment order dated December 26, 2019 (“**Assessment Order**”) from the Office of the Assistant Commissioner of Income Tax, Circle 7(2)(2), Mumbai (“**Assistant Commissioner**”), stating *inter alia* that the disallowance of ₹2.17 million claimed by our Company under section 14A of the Income Tax Act, read with rule 8D of the Income Tax Rules, 2011 cannot be claimed by our Company. Further, the Assessment Order also states that the amount of ₹31.46 million which was deposited in the bank accounts of the Company from November 9, 2016 to December 30, 2016, was not reflected in the ‘return of income’ filed by our Company. Subsequently, our Company received a notice of demand dated December 26, 2019, demanding a sum of ₹106.79 million. The matter is currently pending.
4. For the assessment year 2012-13, our Company received an assessment order dated March 27, 2015 (“**Assessment Order**”) from the Income Tax Department, Mumbai (“**IT Department**”), stating *inter alia* discrepancy in Note-8 of the balance sheet dated March 31, 2012, which provided for two fixed asset items being ‘computers’ and ‘computer software’ under the head ‘intangible assets’. However, the depreciation schedule for the purposes of income tax provided for only one block of asset, i.e., ‘computers’ thereby clubbing “computer software” with the block of “computer”. Our Company claimed depreciation on addition of softwares to the central system at 60%, which on assessment was restricted to 25% since both computer and computer software were classified as separate fixed assets in the balance sheet of the Company and any software purchased independently from the computers amounts to purchase of an intangible asset and is entitled for a depreciation of 25% as per Part-B of the depreciation schedule. Subsequently, our Company received a

notice of demand dated March 27, 2015, demanding a sum of ₹59.84 million. The matter is currently pending.

Tax Claims

Except as disclosed below, there are no claims related to direct and indirect taxes involving our Company, Subsidiaries, Directors.

Nature of case	Number of cases	Amount involved (in ₹ million)
Litigation involving our Company		
Direct Tax	68	742.13
Indirect Tax	3	229.00
Litigation involving our Subsidiaries		
Direct Tax	8	0.17
Indirect Tax	Nil	Nil
Litigation involving the Directors		
Direct Tax	Nil	Nil
Indirect Tax	Nil	Nil

Outstanding dues to Creditors

As of June 30, 2023, our Company has 129 creditors, and the aggregate outstanding dues to these creditors by our Company are ₹1,335.26 million. Further, our Company owes an amount of ₹121.49 million to micro and small medium enterprises as defined under the Micro, Small and Medium Enterprises Development Act, 2006.

As per the Materiality Policy, creditors of our Company to whom an amount having a monetary value which exceeds 5% of the trade payables of our Company as of June 30, 2023, as disclosed in the Red Herring Prospectus, shall be considered as 'material' i.e., creditors of our Company to whom our Company owes an amount exceeding ₹66.76 million have been considered material. As of June 30, 2023, there no material creditors of the Company, in terms of the materiality policy.

Details of outstanding dues owed to MSMEs and other creditors as of June 30, 2023 are set out below:

Types of Creditors	Number of Creditors	Amount involved (in ₹ million)
Micro and Small Enterprises	17	121.49
Dues to Material Creditor(s) for trade payables	Nil	Nil
Dues to other creditors for trade payables	112	1,213.77
Total	129	1,335.26

Based on the Materiality Policy, there are no material creditors of our Company as on June 30, 2023.

It is clarified that such details available on our website do not form a part of this Red Herring Prospectus and should not be deemed to be incorporated by reference. Anyone placing reliance on any other source of information, including our Company's website, www.proteantech.in would be doing so at their own risk.

Material Developments

Other than as stated in "Management's Discussion and Analysis of Financial Condition and Results of Operations" beginning on page 267, there have not arisen, since the date of the last financial statement disclosed in this Red Herring Prospectus, any circumstances which materially and adversely affect, or are likely to affect, our trading, our profitability or the value of our assets or our ability to pay our liabilities within the next 12 months.

GOVERNMENT AND OTHER APPROVALS

We have set out below a list of material approvals, consents, licences and permissions from various governmental and regulatory authorities obtained by us which are considered material and necessary for the purpose of undertaking our business activities and operations (“**Material Approvals**”). In view of these Material Approvals, our Company can undertake this Offer. Unless otherwise stated, Material Approvals as set out below, are valid as of date of this Red Herring Prospectus. For further details in connection with the regulatory and legal framework within which we operate, see “Key Regulations and Policies” beginning on page 161.

Approvals in relation to our Company

I. Approvals in relation to the Offer

For the approvals and authorisations obtained by our Company in relation to the Offer, see “Other Regulatory and Statutory Disclosures – Authority for the Offer” beginning on page 306.

II. Incorporation related approvals of our Company

1. Certificate of incorporation dated December 27, 1995 issued by the RoC to our Company, in its former name, being ‘National Securities Depository Limited’.
2. Certificate of incorporation dated December 19, 2012 issued by the RoC to our Company consequent upon change of name to ‘NSDL e-Governance Infrastructure Limited’.
3. Fresh certificate of incorporation dated December 8, 2021 issued by the RoC to our Company consequent upon change of name to ‘Protean eGov Technologies Limited’.
4. Certificate for commencement of business dated February 8, 1996 issued by the RoC to our Company, in its former name, being ‘National Securities Depository Limited’.

III. Material Approvals in relation to the business operations of our Company

1. License to act as a certifying authority under section 21 of the Information Technology Act, 2000 dated October 27, 2016 issued by the Controller of Certifying Authorities, Government of India;
2. Registration as a central record keeping agency, bearing registration number CRA001 under the Pension Fund Regulatory and Development Authority (Central Recordkeeping Agency) Regulations, 2015;

IV. Tax related approvals

1. The permanent account number of our Company is AAACN2082N;
2. The tax deduction account number of our Company is MUMN05226E;
3. Certificate of registration issued under Maharashtra State Tax on Professions, Trades, Callings and Employments Act, 1975, bearing number 27930996451P;
4. Certificate of enrolment issued under Maharashtra State Tax on Professions, Trades, Callings and Employments Act, 1975, bearing number 99812326460P;
5. Certificate of registration issued under the Maharashtra Value Added Tax Act, 2002, bearing tax payer identification number 27930996451V;
6. Certificate of registration issued under the Central Sales Tax (Registration & Turnover Rules), 1957, bearing tax payer identification number 27930996451C;
7. Goods and services tax registration numbers of our Company, for the states where we have business operations, are as follows:

State	Registration number
Maharashtra	27AAACN2082N1Z8
Gujarat	24AAACN2082N3ZC
Karnataka	29AAACN2082N2Z3
New Delhi	07AAACN2082N4Z7
Tamil Nadu	33AAACN2082N4ZC
West Bengal	19AAACN2082N3Z3

V. Labour related approvals

Our Company has obtained registrations under various employee and labour related laws including:

- a) registration for payment of gratuity under the Payment of Gratuity Act, 1972;
- b) registration for employees' provident fund issued by the Employees' Provident Fund Organisation under the Employees' Provident Funds and Miscellaneous Provisions Act, 1952;
- c) certificate for contract labour under the Contract Labour (Regulations and Abolition Act), 1970;
- d) Registration for employees' insurance issued by the Sub-Regional Office, Employees State Insurance Corporation of India under the Employees State Insurance Act, 1948; and
- e) the relevant shops and establishment legislations. These licenses are periodically renewed, whenever applicable.

OTHER REGULATORY AND STATUTORY DISCLOSURES

Authority for the Offer

Our Board approved the Offer pursuant to the resolution passed at its meeting held on December 3, 2021.

Further, the Draft Red Herring Prospectus has been approved by our Board pursuant to its resolution dated December 23, 2021 and the IPO Committee pursuant to its resolutions dated December 24, 2021. The Board and the IPO Committee have, pursuant to the resolutions dated April 18, 2022 and April 27, 2022, respectively, approved the first addendum to the Draft Red Herring Prospectus dated April 27, 2022 and the Board has, pursuant to the resolution dated April 25, 2023 approved the second addendum to the Draft Red Herring Prospectus dated April 25, 2023.

Our Board has taken on record the consents of the Selling Shareholders to participate in the Offer for Sale pursuant to its resolution dated October 25, 2023.

Our Board has approved the Red Herring Prospectus pursuant to its resolution dated October 30, 2023.

The Selling Shareholders have, severally and not jointly, confirmed and approved their participation in the Offer for Sale. For details in relation to the date of consent and the date of board resolution/ authorisation from each of the Selling Shareholders, see "*The Offer*" beginning on page 57.

Our Company has received in-principle approval from the BSE for the listing of the Equity Shares pursuant its letter dated January 18, 2022.

The Pension Fund Regulatory and Development Authority has granted our Company its in-principle and final approval to undertake the Offer, pursuant to its letters dated May 6, 2021 and September 29, 2021, respectively.

Prohibition by SEBI or other Governmental Authorities

Our Company, our Directors, and our Selling Shareholders are not prohibited from accessing the capital market or debarred from buying, selling or dealing in securities under any order or direction passed by the SEBI or any securities market regulator in any other jurisdiction or any other authority/court.

Confirmation under Companies (Significant Beneficial Ownership) Rules, 2018

Our Company and the Selling Shareholders, severally and not jointly, confirm that they are in compliance with the Companies (Significant Beneficial Ownership) Rules, 2018 as on the date of this Red Herring Prospectus.

Directors associated with the Securities Market

Other than Mukesh Agarwal and Karan Omprakash Bhagat, none of our Directors are associated with securities market related business, in any manner.

Other confirmations

- (i) Our Company or any of our Directors have not been declared as 'Fraudulent Borrowers' by the lending banks or financial institution or consortium, in terms of the Master Circular dated July 1, 2016 issued by the Reserve Bank of India; and
- (ii) Each of the Selling Shareholders has severally and not jointly confirmed compliance with Regulation 8 of the SEBI ICDR Regulations in respect of itself and approved its participation in the Offer for Sale in relation to its portion of the Offered Shares.

Eligibility for the Offer

Our Company confirms that it is not ineligible to make the Offer in terms of Regulation 5 of the SEBI ICDR Regulations, to the extent applicable.

Our Company confirms that it is also in compliance with the conditions specified in Regulation 7(1) of the SEBI ICDR Regulations, to the extent applicable, and will ensure compliance with the conditions specified in Regulation 7(2) of the SEBI ICDR Regulations, to the extent applicable.

The Selling Shareholders confirm that they have held the Offered Shares for a continuous period of at least one year prior to the date of the Draft Red Herring Prospectus or are otherwise eligible for being offered for sale pursuant to the Offer in terms of the SEBI ICDR Regulations.

Our Company is eligible for the Offer in accordance with the Regulation 6(1) of the SEBI ICDR Regulations, and is in

compliance with the conditions specified therein in the following manner:

- Our Company has net tangible assets of at least ₹30 million, calculated on a restated and consolidated basis, in each of the preceding three full years (of 12 months each), of which not more than 50% are held in monetary assets;
- Our Company has an average operating profit of at least ₹150 million, calculated on a restated and consolidated basis, during the preceding three years (of 12 months each), with operating profit in each of these preceding three years;
- Our Company has a Net Worth of at least ₹10 million in each of the preceding three full years (of 12 months each), calculated on a restated and consolidated basis; and
- Our Company has not changed its name in the last one year to reflect any new/additional business activity.

Our Company's operating profit, Net Worth, net tangible assets and monetary assets derived from the Restated Consolidated Financial Information included in this Red Herring Prospectus as at and for the last three years ended March 31 are set forth below:

Derived from our Restated Consolidated Financial Information:

		(₹ in million)		
S. No.	Particulars	Fiscal 2023	Fiscal 2022	Fiscal 2021
A.	Net tangible assets ⁽¹⁾	8,533.31	7,851.52	6,647.87
B.	Monetary assets ⁽²⁾	1,663.74	2,335.01	1,151.44
C.	Monetary assets as a percentage of net tangible assets (B/A)	19.50%	29.74%	17.32%
D.	Net Worth ⁽³⁾	8,571.36	7,881.89	6,676.44
E.	Operating profit, as restated and consolidated ⁽⁴⁾	996.79	1,068.39	680.54

Notes:

1. Net tangible assets, Restated and consolidated, mean the sum of all net assets of the Issuer and excluding intangible assets, each on restated basis and as defined in Indian Accounting Standard 38.
2. Restated and consolidated monetary assets = Cash on hand + balance with bank in current accounts balance with bank in deposit accounts + other bank balances on restated basis.
3. Restated and consolidated Net Worth has been defined as the aggregate of share capital and other equity (including capital redemption reserve and share options outstanding account) on restated basis.
4. Restated and consolidated operating profit has been calculated as restated and consolidated net profit before tax excluding other income and finance cost each on a restated and consolidated basis.

Our Company has operating profits in each of the Fiscals 2023, 2022 and 2021, in terms of our Restated Consolidated Financial Information.

The status of compliance of our Company with the conditions as specified under Regulations 5 and 7(1) of the SEBI ICDR Regulations are as follows:

- (i) Our Company, the Selling Shareholders and our Directors are not debarred from accessing the capital markets by SEBI;
- (ii) The companies with which our Directors are associated as a promoter or director are not debarred from accessing the capital markets by SEBI;
- (iii) Neither our Company nor our Directors are wilful defaulters (as defined in the SEBI ICDR Regulations);
- (iv) None of our Directors have been declared as a fugitive economic offender under Section 12 of the Fugitive Economic Offenders Act, 2018;
- (v) Except employee stock options granted pursuant to ESOP Scheme, there are no outstanding convertible securities of our Company or any other right which would entitle any person with any option to receive Equity Shares of our Company as on the date of filing of this Red Herring Prospectus;
- (vi) Our Company along with Registrar to the Offer has entered into tripartite agreements dated June 10, 2021 and July 28, 2021 with NSDL and CDSL, respectively, for dematerialization of the Equity Shares. Further, our Company shall enter into a tripartite agreement with the respective Depositories and the Registrar to the Offer prior to the filing of this Red Herring Prospectus with RoC; and
- (vii) All the Equity Shares are fully paid-up and there are no partly paid-up Equity Shares as on the date of filing of the Draft Red Herring Prospectus.

DISCLAIMER CLAUSE OF SEBI

IT IS TO BE DISTINCTLY UNDERSTOOD THAT SUBMISSION OF THE DRAFT RED HERRING PROSPECTUS TO SEBI SHOULD NOT, IN ANY WAY, BE DEEMED OR CONSTRUED THAT THE SAME HAS BEEN CLEARED

OR APPROVED BY SEBI. SEBI DOES NOT TAKE ANY RESPONSIBILITY EITHER FOR THE FINANCIAL SOUNDNESS OF ANY SCHEME OR THE PROJECT FOR WHICH THE OFFER IS PROPOSED TO BE MADE OR FOR THE CORRECTNESS OF THE STATEMENTS MADE OR OPINIONS EXPRESSED IN THE DRAFT RED HERRING PROSPECTUS. THE BOOK RUNNING LEAD MANAGERS, BEING ICICI SECURITIES LIMITED, EQUIRUS CAPITAL PRIVATE LIMITED, IIFL SECURITIES LIMITED AND NOMURA FINANCIAL ADVISORY AND SECURITIES (INDIA) PRIVATE LIMITED (“BRLMs”), HAVE CERTIFIED THAT THE DISCLOSURES MADE IN THE DRAFT RED HERRING PROSPECTUS ARE GENERALLY ADEQUATE AND ARE IN CONFORMITY WITH THE SEBI ICDR REGULATIONS. THIS REQUIREMENT IS TO FACILITATE INVESTORS TO TAKE AN INFORMED DECISION FOR MAKING AN INVESTMENT IN THE PROPOSED OFFER.

IT SHOULD ALSO BE CLEARLY UNDERSTOOD THAT WHILE THE COMPANY IS PRIMARILY RESPONSIBLE FOR THE CORRECTNESS, ADEQUACY AND DISCLOSURE OF ALL RELEVANT INFORMATION IN THE DRAFT RED HERRING PROSPECTUS, THE SELLING SHAREHOLDERS WILL BE RESPONSIBLE ONLY FOR THE STATEMENTS AND UNDERTAKINGS SPECIFICALLY MADE OR CONFIRMED BY IT IN THE DRAFT RED HERRING PROSPECTUS IN RELATION TO ITSELF AND FOR ITS RESPECTIVE PORTION OF THE OFFERED SHARES. THE BRLMs ARE EXPECTED TO EXERCISE DUE DILIGENCE TO ENSURE THAT THE COMPANY AND THE SELLING SHAREHOLDERS DISCHARGE THEIR RESPONSIBILITIES ADEQUATELY IN THIS BEHALF AND TOWARDS THIS PURPOSE, THE BRLMs HAVE FURNISHED TO SEBI, A DUE DILIGENCE CERTIFICATE DATED DECEMBER 24, 2021 IN THE FORMAT PRESCRIBED UNDER SCHEDULE V(A) OF THE SEBI ICDR REGULATIONS.

THE FILING OF THIS RED HERRING PROSPECTUS DOES NOT, HOWEVER, ABSOLVE THE COMPANY AND ANY PERSON WHO HAS AUTHORISED THE ISSUE OF THE DRAFT RED HERRING PROSPECTUS FROM ANY LIABILITIES UNDER THE COMPANIES ACT, 2013, OR FROM THE REQUIREMENT OF OBTAINING SUCH STATUTORY OR OTHER CLEARANCES AS MAY BE REQUIRED FOR THE PURPOSE OF THE OFFER. SEBI FURTHER RESERVES THE RIGHT TO TAKE UP AT ANY POINT OF TIME, WITH THE BRLMs, ANY IRREGULARITIES OR LAPSES IN THIS RED HERRING PROSPECTUS.

All legal requirements pertaining to this Offer will be complied with at the time of filing of this Red Herring Prospectus with the Registrar of Companies in terms of Section 32 of the Companies Act, 2013. All legal requirements pertaining to this Offer will be complied with at the time of filing of the Prospectus with the Registrar of Companies in terms of sections 26, 32, 33(1) and 33(2) of the Companies Act, 2013.

Disclaimer from our Company, the Selling Shareholders, our Directors and BRLMs

Our Company, the Selling Shareholders, our Directors and the BRLMs accept no responsibility for statements made otherwise than in this Red Herring Prospectus or in the advertisements or any other material issued by or at our instance and anyone placing reliance on any other source of information, including our Company’s website <https://www.proteantech.in/>, or the respective websites of any affiliate of our Company would be doing so at his or her own risk. Each of the Selling Shareholders, its respective directors, affiliates, associates, and officers accept no responsibility for any statements made in this Red Herring Prospectus other than those specifically made or confirmed by the Selling Shareholders in relation to itself as a Selling Shareholder and its respective proportion of the Offered Shares.

The BRLMs accept no responsibility, save to the limited extent as provided in the Offer Agreement, and as will be provided for in the Underwriting Agreement.

All information shall be made available by our Company, Selling Shareholders and the BRLMs to the Bidders and the public at large and no selective or additional information would be made available for a section of the investors in any manner whatsoever, including at road show presentations, in research or sales reports, at the Bidding Centres or elsewhere.

Bidders will be required to confirm and will be deemed to have represented to our Company, each of the Selling Shareholders, the Underwriters and their respective directors, officers, agents, affiliates, and representatives that they are eligible under all applicable laws, rules, regulations, guidelines and approvals to acquire the Equity Shares and will not issue, sell, pledge, or transfer the Equity Shares to any person who is not eligible under any applicable laws, rules, regulations, guidelines and approvals to acquire the Equity Shares. Our Company, the Selling Shareholders, the Underwriters and their respective directors, officers, agents, affiliates, and representatives accept no responsibility or liability for advising any investor on whether such investor is eligible to acquire the Equity Shares.

The BRLMs and their respective associates and affiliates in their capacity as principals or agents may engage in transactions with, and perform services for, our Company, its Subsidiaries, the Selling Shareholders, their respective affiliates or associates or third parties in the ordinary course of business and have engaged, or may in the future engage, in commercial banking and investment banking transactions with our Company, its Subsidiaries, the Selling Shareholders, their respective affiliates or associates or third parties, for which they have received, and may in the future receive, compensation.

Disclaimer in respect of Jurisdiction

This Offer is being made in India to persons resident in India (who are competent to contract under the Indian Contract Act, 1872, including Indian nationals resident in India, HUFs, companies, other corporate bodies and societies registered under the applicable laws in India and authorised to invest in shares, domestic Mutual Funds, Indian financial institutions, commercial banks, regional rural banks, co-operative banks (subject to RBI permission), or trusts under applicable trust law and who are authorised under their constitution to hold and invest in equity shares, state industrial development corporations, insurance companies registered with IRDA, provident funds (subject to applicable law) and pension funds, National Investment Fund, insurance funds set up and managed by army, navy or air force of Union of India, insurance funds set up and managed by the Department of Posts, GoI, Systemically Important NBFCs) and permitted Non-Residents including FPIs and Eligible NRIs and AIFs that they are eligible under all applicable laws and regulations to purchase the Equity Shares. This Red Herring Prospectus does not constitute an offer to sell or an invitation to subscribe to Equity Shares offered hereby, in any jurisdiction to any person to whom it is unlawful to make an offer or invitation in such jurisdiction. Any person into whose possession this Red Herring Prospectus comes is required to inform him or herself about, and to observe, any such restrictions. Any dispute arising out of this Offer will be subject to the jurisdiction of appropriate court(s) in Mumbai, Maharashtra only.

The Offer for Sale of the Offered Shares shall not, under any circumstances, create any implication that there has been no change in the affairs of our Company or the Selling Shareholders since the date of this Red Herring Prospectus or that the information contained herein is correct as of any time subsequent to this date.

Invitations to subscribe to or purchase the Equity Shares in the Offer will be made only pursuant to this Red Herring Prospectus if the recipient is in India or the preliminary offering memorandum for the Offer, which comprises this Red Herring Prospectus and the preliminary international wrap for the Offer, if the recipient is outside India. **No person outside India is eligible to Bid for Equity Shares in the Offer unless that person has received the preliminary offering memorandum for the Offer, which contains the selling restrictions for the Offer outside India.**

No action has been, or will be, taken to permit a public offering in any jurisdiction where action would be required for that purpose, except that the Draft Red Herring Prospectus was filed with SEBI for its observations. Accordingly, the Equity Shares represented hereby may not be offered or sold, directly or indirectly, and this Red Herring Prospectus may not be distributed, in any jurisdiction, except in accordance with the legal requirements applicable in such jurisdiction. Neither the delivery of this Red Herring Prospectus nor any offer or sale hereunder shall, under any circumstances, create any implication that there has been no change in the affairs of our Company or the Selling Shareholder since the date hereof or that the information contained herein is correct as of any time subsequent to this date.

Eligibility and Transfer Restrictions

The Equity Shares offered in the Offer have not been and will not be registered under the U.S. Securities Act or any other applicable law of the United States and, unless so registered, may not be offered or sold within the United States, except pursuant to an exemption from, or in a transaction not subject to, the registration requirements of the U.S. Securities Act and applicable state securities laws. Accordingly, the Equity Shares are being offered and sold (i) within the United States only to persons believed to be “qualified institutional buyers” (as defined in Rule 144A under the U.S. Securities Act and referred to in this Red Herring Prospectus as “U.S. QIBs”) in transactions exempt from, or not subject to, the registration requirements of the U.S. Securities Act, and (ii) outside the United States in offshore transactions in compliance with Regulation S under the U.S. Securities Act and the applicable laws of the jurisdiction where those offers and sales are made. For the avoidance of doubt, the term “U.S. QIBs” does not refer to a category of institutional investors defined under applicable Indian regulations and referred to in this Red Herring Prospectus as “QIBs”.

The Equity Shares have not been and will not be registered, listed or otherwise qualified in any other jurisdiction outside India and may not be offered or sold, and Bids may not be made by persons in any such jurisdiction, except in compliance with the applicable laws of such jurisdiction.

Until the expiry of 40 days after the commencement of the Offer, an offer or sale of Equity Shares within the United States by a dealer (whether or not it is participating in the Offer) may violate the registration requirements of the U.S. Securities Act if such an offer for sale is made otherwise than in compliance with the available exemptions from registration under the U.S. Securities Act.

Equity Shares Offered and sold within the United States

Each purchaser that is acquiring the Equity Shares offered pursuant to the Offer within the United States, by its acceptance of this Red Herring Prospectus and of the Equity Shares, will be deemed to have acknowledged, represented to and agreed with our Company, the Selling Shareholders and the BRLMs that it has received a copy of this Red Herring Prospectus and such other information as it deems necessary to make an informed investment decision and that:

1. the purchaser is authorized to consummate the purchase of the Equity Shares offered pursuant to the Offer in compliance

with all applicable laws and regulations;

2. the purchaser acknowledges that the Equity Shares offered pursuant to the Offer have not been and will not be registered under the U.S. Securities Act or with any securities regulatory authority of any state of the United States and accordingly, unless so registered, may not be offered or sold within the United States except pursuant to an exemption from, or in a transaction not subject to, the registration requirements of the U.S. Securities Act;
3. the purchaser (i) is a U.S. QIB, (ii) is aware that the sale to it is being made in a transaction exempt from, or not subject to, the registration requirements of the U.S. Securities Act, and (iii) is acquiring such Equity Shares for its own account or for the account of U.S. QIB with respect to which it exercises sole investment discretion;
4. the purchaser is not an affiliate of our Company or a person acting on behalf of an affiliate;
5. if, in the future, the purchaser decides to offer, resell, pledge or otherwise transfer such Equity Shares, or any economic interest therein, such Equity Shares or any economic interest therein may be offered, sold, pledged or otherwise transferred only (A) (i) to a person whom the beneficial owner and/or any person acting on its behalf reasonably believes is a U.S. QIB in a transaction meeting the requirements of Rule 144A under the U.S. Securities Act or (ii) in an offshore transaction complying with Rule 903 or Rule 904 of Regulation S under the U.S. Securities Act; and (B) in accordance with all applicable laws, including the securities laws of the states of the United States. The purchaser understands that the transfer restrictions will remain in effect until our Company determines, in its sole discretion, to remove them;
6. the Equity Shares are “restricted securities” within the meaning of Rule 144(a)(3) under the U.S. Securities Act and no representation is made as to the availability of the exemption provided by Rule 144 for resales of any such Equity Shares;
7. the purchaser will not deposit or cause to be deposited such Equity Shares into any depositary receipt facility established or maintained by a depositary bank other than a Rule 144A restricted depositary receipt facility, so long as such Equity Shares are “restricted securities” within the meaning of Rule 144(a)(3) under the U.S. Securities Act;
8. the purchaser agrees that neither the purchaser, nor any of its affiliates, nor any person acting on behalf of the purchaser or any of its affiliates, will make any “directed selling efforts” as defined in Regulation S under the U.S. Securities Act in the United States with respect to the Equity Shares or any “general solicitation” or “general advertising” (as defined in Regulation D under the U.S. Securities Act) in the United States in connection with any offer or sale of the Equity Shares;
9. the purchaser understands that such Equity Shares (to the extent they are in certificated form), unless our Company determines otherwise in accordance with applicable law, will bear a legend substantially to the following effect:

THE EQUITY SHARES REPRESENTED HEREBY HAVE NOT BEEN AND WILL NOT BE REGISTERED UNDER THE U.S. SECURITIES ACT OF 1933, AS AMENDED (THE “U.S. SECURITIES ACT”) OR WITH ANY SECURITIES REGULATORY AUTHORITY OF ANY STATE OR OTHER JURISDICTION OF THE UNITED STATES AND MAY NOT BE OFFERED, SOLD, PLEDGED OR OTHERWISE TRANSFERRED EXCEPT (1) TO A PERSON WHOM THE SELLER OR ANY PERSON ACTING ON ITS BEHALF REASONABLY BELIEVES IS A QUALIFIED INSTITUTIONAL BUYER WITHIN THE MEANING OF RULE 144A UNDER THE U.S. SECURITIES ACT IN A TRANSACTION MEETING THE REQUIREMENTS OF RULE 144A UNDER THE U.S. SECURITIES ACT, OR (2) IN AN OFFSHORE TRANSACTION COMPLYING WITH RULE 903 OR RULE 904 OF REGULATION S UNDER THE U.S. SECURITIES ACT, IN EACH CASE IN ACCORDANCE WITH ANY APPLICABLE SECURITIES LAWS OF ANY STATE OF THE UNITED STATES.

10. our Company will not recognize any offer, sale, pledge or other transfer of such Equity Shares made other than in compliance with the above-stated restrictions; and
11. the purchaser acknowledges that our Company, the Selling Shareholders, the BRLMs and their respective affiliates and others will rely upon the truth and accuracy of the foregoing acknowledgements, representations and agreements and agrees that, if any of such acknowledgements, representations and agreements deemed to have been made by virtue of its purchase of such Equity Shares are no longer accurate, it will promptly notify our Company and the BRLMs, and if it is acquiring any of such Equity Shares as a fiduciary or agent for one or more accounts, it represents that it has sole investment discretion with respect to each such account and that it has full power to make the foregoing acknowledgements, representations and agreements on behalf of such account.

All Other Equity Shares Offered and Sold in the Offer

Each purchaser that is acquiring the Equity Shares offered pursuant to the Offer outside the United States, by its acceptance of this Red Herring Prospectus and of the Equity Shares offered pursuant to the Offer, will be deemed to have acknowledged, represented and warranted to and agreed with our Company, the Selling Shareholders and the BRLMs that it has received a

copy of this Red Herring Prospectus and such other information as it deems necessary to make an informed investment decision and that:

1. the purchaser is authorised to consummate the purchase of the Equity Shares offered pursuant to the Offer in compliance with all applicable laws and regulations;
2. the purchaser acknowledges that the Equity Shares offered pursuant to the Offer have not been and will not be registered under the U.S. Securities Act or with any securities regulatory authority of any state of the United States and accordingly may not be offered or sold within the United States except pursuant to an exemption from, or in a transaction not subject to, the registration requirements of the U.S. Securities Act;
3. the purchaser is purchasing the Equity Shares offered pursuant to the Offer in an offshore transaction meeting the requirements of Rule 903 of Regulation S under the U.S. Securities Act;
4. the purchaser is not purchasing the Equity Shares as a result of any “directed selling efforts” (as such term is defined in Rule 902 of Regulation S under the U.S. Securities Act);
5. the purchaser and the person, if any, for whose account or benefit the purchaser is acquiring the Equity Shares offered pursuant to this Issue, was located outside the United States at the time (i) the offer for Equity Shares was made to it and (ii) when the buy order for such Equity Shares was originated, and continues to be located outside the United States and has not purchased such Equity Shares for the account or benefit of any person in the United States or entered into any arrangement for the transfer of such Equity Shares or any economic interest therein to any person in the United States;
6. the purchaser is not an affiliate of our Company or a person acting on behalf of an affiliate;
7. if, in the future, the purchaser decides to offer, resell, pledge or otherwise transfer such Equity Shares, or any economic interest therein, such Equity Shares or any economic interest therein may be offered, sold, pledged or otherwise transferred only (A) (i) to a person whom the beneficial owner and/or any person acting on its behalf reasonably believes is a U.S. QIB in a transaction meeting the requirements of Rule 144A or (ii) in an offshore transaction complying with Rule 903 or Rule 904 of Regulation S under the U.S. Securities Act and (B) in accordance with all applicable laws, including the securities laws of the States of the United States. The purchaser understands that the transfer restrictions will remain in effect until our Company determines, in its sole discretion, to remove them;
8. the purchaser agrees that neither the purchaser, nor any of its affiliates, nor any person acting on behalf of the purchaser or any of its affiliates, will make any “directed selling efforts” as defined in Regulation S under the U.S. Securities Act in the United States with respect to the Equity Shares;
9. the purchaser understands that such Equity Shares (to the extent they are in certificated form), unless our Company determine otherwise in accordance with applicable law, will bear a legend substantially to the following effect:

THE EQUITY SHARES REPRESENTED HEREBY HAVE NOT BEEN AND WILL NOT BE REGISTERED UNDER THE U.S. SECURITIES ACT OF 1933, AS AMENDED (THE “U.S. SECURITIES ACT”) OR WITH ANY SECURITIES REGULATORY AUTHORITY OF ANY STATE OR OTHER JURISDICTION OF THE UNITED STATES AND MAY NOT BE OFFERED, SOLD, PLEDGED OR OTHERWISE TRANSFERRED EXCEPT (1) TO A PERSON WHOM THE SELLER OR ANY PERSON ACTING ON ITS BEHALF REASONABLY BELIEVES IS A QUALIFIED INSTITUTIONAL BUYER WITHIN THE MEANING OF RULE 144A UNDER THE U.S. SECURITIES ACT IN A TRANSACTION MEETING THE REQUIREMENTS OF RULE 144A UNDER THE U.S. SECURITIES ACT, OR (2) IN AN OFFSHORE TRANSACTION COMPLYING WITH RULE 903 OR RULE 904 OF REGULATION S UNDER THE U.S. SECURITIES ACT, IN EACH CASE IN ACCORDANCE WITH ANY APPLICABLE SECURITIES LAWS OF ANY STATE OF THE UNITED STATES.
10. our Company will not recognize any offer, sale, pledge or other transfer of such Equity Shares made other than in compliance with the above-stated restrictions; and
11. the purchaser acknowledges that our Company, the Selling Shareholders, the BRLMs and their respective affiliates and others will rely upon the truth and accuracy of the foregoing acknowledgements, representations and agreements and agrees that, if any of such acknowledgements, representations and agreements deemed to have been made by virtue of its purchase of such Equity Shares are no longer accurate, it will promptly notify our Company and the BRLMs, and if it is acquiring any of such Equity Shares as a fiduciary or agent for one or more accounts, it represents that it has sole investment discretion with respect to each such account and that it has full power to make the foregoing acknowledgements, representations and agreements on behalf of such account.

In relation to each European Economic Area State that has implemented the Prospectus Directive (Directive 2003/71/EC) and amendments thereto, including Directive 2010/73/EU and to the extent applicable, Prospectus Regulation (EU) 2017/1129

(each, a “**Relevant Member State**”), an offer to the public of any Equity Shares may be made at any time under the following exemptions under the Prospectus Directive, if they have been implemented in that Relevant Member State:

- a. to any legal entity which is a qualified investor as defined under the Prospectus Directive;
- b. to fewer than 100 or, if the Relevant Member State has implemented the relevant provisions of the 2010 PD Amending Directive, 150 natural or legal persons (other than qualified investors), subject to obtaining the prior consent of the BRLMs; or
- c. in any other circumstances falling within Article 3(2) of the Prospectus Directive,

provided that no such offer of Equity Shares shall result in a requirement for our Company or any BRLMs to publish a prospectus pursuant to Article 3 of the Prospectus Directive or supplement a prospectus pursuant to Article 16 of the Prospectus Directive and each person who receives any communication in respect of, or who acquires any Equity Shares under, the offers contemplated in this Red Herring Prospectus will be deemed to have represented, warranted and agreed to with the BRLMs and our Company that it is a qualified investor within the meaning of the law in that Relevant Member State implementing Article 2(1)(e) of the Prospectus Directive.

For the purposes of this provision, the expression an “offer to the public” in relation to any of the Equity Shares in any Relevant Member States means the communication in any form and by any means of sufficient information on the terms of the offer and the Equity Shares to be offered so as to enable an investor to decide to purchase or subscribe for the Equity Shares, as the same may be varied in that Relevant Member State by any measure implementing the Prospectus Directive in that Relevant Member State.

In the case of any Equity Shares acquired by it as a financial intermediary, as that term is used in Article 3(2) of the Prospectus Directive, each such financial intermediary will be deemed to have represented, acknowledged and agreed that the Equity Shares acquired by it in the offering have not been acquired on a non-discretionary basis on behalf of, nor have they been acquired with a view to their offer or resale to, persons in circumstances which may give rise to an offer of any Equity Shares to the public in a Relevant Member State prior to the publication of a prospectus in relation to the Equity Shares which has been approved by the competent authority in that relevant member state or, where appropriate, approved in another Relevant Member State and notified to the competent authority in the Relevant Member State, all in accordance with the Prospectus Directive, other than their offer or resale to qualified investors or in circumstances in which the prior consent of the BRLMs has been obtained to each such proposed offer or resale.

Our Company, the BRLMs and their affiliates, and others will rely upon the truth and accuracy of the foregoing representation, acknowledgement and agreement.

This Red Herring Prospectus is an advertisement and is not a prospectus for the purposes of EU Directive 2003/71/EC (and amendments thereto, including Directive 2010/73/EU and to the extent applicable, Prospectus Regulation (EU) 2017/1129).

Bidders are advised to ensure that any Bid from them does not exceed investment limits or the maximum number of Equity Shares that can be held by them under applicable law. Further, each Bidder where required must agree in the Allotment Advice that such Bidder will not sell or transfer any Equity Shares or any economic interest therein, including any off-shore derivative instruments, such as participatory notes, issued against the Equity Shares or any similar security, other than in accordance with applicable laws.

Disclaimer clause of BSE

As required, a copy of the Draft Red Herring Prospectus was submitted to BSE. The disclaimer clause as intimated by BSE to our Company, is as set forth below:

“BSE Limited (“**the Exchange**”) has given vide its letter dated January 18, 2022 permission to this Company to use the Exchange’s name in this offer document as one of the stock exchanges on which this company’s securities are proposed to be listed. The Exchange has scrutinized this offer document for its limited internal purpose of deciding on the matter of granting the aforesaid permission to this Company. The Exchange does not in any manner: -

- a) warrant, certify or endorse the correctness or completeness of any of the contents of this offer document; or
- b) warrant that this Company’s securities will be listed or will continue to be listed on the Exchange; or
- c) take any responsibility for the financial or other soundness of this Company, its promoters, its management or any scheme or project of this Company;

and it should not for any reason be deemed or construed that this offer document has been cleared or approved by the Exchange. Every person who desires to apply for or otherwise acquires any securities of this Company may do so pursuant to independent

inquiry, investigation and analysis and shall not have any claim against the Exchange whatsoever by reason of any loss which may be suffered by such person consequent to or in connection with such subscription/acquisition whether by reason of anything stated or omitted to be stated herein or for any other reason whatsoever.”

Listing

The Equity Shares issued through this Red Herring Prospectus and the Prospectus are proposed to be listed on the BSE. Applications will be made to the Stock Exchange for obtaining permission for listing and trading of the Equity Shares. BSE will be the Designated Stock Exchange with which the Basis of Allotment will be finalised.

If the permission to deal in and for an official quotation of the Equity Shares is not granted by the Stock Exchanges, our Company shall forthwith repay, without interest, all monies received from the applicants in pursuance of this Red Herring Prospectus in accordance with applicable law. Our Company shall ensure that all steps for the completion of the necessary formalities for listing and commencement of trading of Equity Shares at the Stock Exchanges are taken within such time prescribed by SEBI. If our Company does not allot Equity Shares pursuant to the Offer within such timeline as prescribed by SEBI, it shall repay without interest all monies received from Bidders, failing which interest shall be due to be paid to the Bidders at the rate of 15% per annum for the delayed period or such other rate prescribed by SEBI.

Consents

Consents in writing of each of the Selling Shareholders, our Directors, our Company Secretary and Compliance Officer, CFO, legal counsel to the Company as to Indian law, the BRLMs, Registrar to the Offer, the Statutory Auditors, CRISIL; and consents in writing of the Syndicate Member, Escrow Collection Bank(s)/Refund Bank(s)/ Public Offer Account/ Sponsor Bank to act in their respective capacities, will be obtained and filed along with a copy of this Red Herring Prospectus with the RoC as required under the Companies Act, 2013 and such consents shall not be withdrawn up to the time of delivery of this Red Herring Prospectus for filing with the RoC.

Expert to the Offer

Except as stated below, our Company has not obtained any expert opinions:

Our Company has received written consent from the Statutory Auditors namely, B S R & Associates LLP, holding a valid peer review certificate from ICAI, to include their name in this Red Herring Prospectus as required under Section 26(5) of the Companies Act, 2013 read with SEBI ICDR Regulations and as an “expert” as defined under Section 2(38) of the Companies Act, 2013, in respect of the reports of the Statutory Auditors on the Restated Consolidated Financial Information dated October 6, 2023 and the statement of possible special tax benefits dated October 6, 2023 included in this Red Herring Prospectus and such consent has not been withdrawn as on the date of this Red Herring Prospectus. However, the term “expert” shall not be construed to mean an “expert” as defined under the Securities Act.

Particulars regarding capital issues by our Company and listed group companies, subsidiaries or associate entity during the last three years

Other than as disclosed in “*Capital Structure*” on page 72, Our Company has not made any capital issues during the three years preceding the date of this Red Herring Prospectus. Our Company does not have any listed group company or any listed subsidiary or a listed associate entity.

Commission and Brokerage paid on previous issues of the Equity Shares in the last five years

Since this is the initial public issue of Equity Shares, no sum has been paid or is payable as commission or brokerage for subscribing to or procuring or agreeing to procure subscription for any of the Equity Shares in the five years preceding the date of this Red Herring Prospectus.

Performance vis-à-vis objects – Public/ rights issue of our Company

Our Company has not undertaken any public issue or rights issue in the five years preceding the date of this Red Herring Prospectus.

Performance vis-à-vis objects – Public/ rights issue of the listed Subsidiaries of our Company

None of our Subsidiaries are listed on any stock exchange.

Price information of past issues handled by the BRLMs

A. ICICI Securities Limited

1. Price information of past issues handled by ICICI Securities Limited

Sr. No.	Issue Name	Issue Size (Rs. Mn.)	Issue Price (Rs.)	Listing Date	Opening Price on Listing Date	+/- % change in closing price, [+/- % change in closing benchmark]- 30 th calendar days from listing	+/- % change in closing price, [+/- % change in closing benchmark]- 90 th calendar days from listing	+/- % change in closing price, [+/- % change in closing benchmark]- 180 th calendar days from listing
1.	Five Star Business Finance Limited^^	15,885.12	474.00	21-Nov-22	468.80	+29.72%, [+1.24%]	+19.20%, [-1.19%]	+11.72%, [+0.24%]
2.	Archean Chemical Industries Limited^^	14,623.05	407.00	21-Nov-22	450.00	+25.42%, [+1.24%]	+56.87%, [-1.19%]	+32.68%, [+0.24%]
3.	Landmark Cars Limited^	5,520.00	506.00 ⁽¹⁾	23-Dec-22	471.30	+22.83%, [+1.30%]	+1.16%, [-2.72%]	+35.06%, [+5.82%]
4.	KFIN Technologies Limited^^	15,000.00	366.00	29-Dec-22	367.00	-13.55%, [-3.22%]	-24.56%, [-6.81%]	-4.48%, [+2.75%]
5.	Utkarsh Small Finance Bank Limited^^	5,000.00	25.00	21-Jul-23	40.00	+92.80%, [-2.20%]	+119.00%, [-0.37%]	NA*
6.	SBFC Finance Limited^^	10,250.00	57.00 ⁽²⁾	16-Aug-23	82.00	+51.75%, [+3.28%]	NA*	NA*
7.	Jupiter Lifeline Hospitals Limited^^	8,690.76	735.00	18-Sep-23	973.00	+42.27%, [-1.60%]	NA*	NA*
8.	Zaggle Prepaid Ocean Services Limited^^	5,633.77	164.00	22-Sep-23	164.00	+30.95%, [-0.67%]	NA*	NA*
9.	Signatureglobal (India) Limited^^	7,300.00	385.00	27-Sep-23	444.00	+35.79%, [-4.36%]	NA*	NA*
10.	JSW Infrastructure Limited^	28,000.00	119.00	03-Oct-23	143.00	NA*	NA*	NA*

*Data not available

^BSE as designated stock exchange

^^NSE as designated stock exchange

(1) Discount of Rs. 48 per equity share offered to eligible employees. All calculations are based on Issue Price of Rs. 506.00 per equity share.

(2) Discount of Rs. 2 per equity share offered to eligible employees. All calculations are based on Issue Price of Rs. 57.00 per equity share.

2. Summary statement of price information of past issues handled by ICICI Securities Limited:

Financial Year	Total no. of IPOs	Total amount of funds raised (Rs. Mn.)	No. of IPOs trading at discount - 30 th calendar days from listing			No. of IPOs trading at premium - 30 th calendar days from listing			No. of IPOs trading at discount - 180 th calendar days from listing			No. of IPOs trading at premium - 180 th calendar days from listing		
			Over 50%	Between 25-50%	Less than 25%	Over 50%	Between 25-50%	Less than 25%	Over 50%	Between 25-50%	Less than 25%	Over 50%	Between 25-50%	Less than 25%
2023-24*	6	64,874.53	-	-	-	2	3	-	-	-	-	-	-	-

2022-23	9	2,95,341.82	-	1	3	-	3	2	-	1	1	-	5	2
2021-22	26	7,43,520.19	-	3	6	6	4	7	3	4	5	5	4	5

* This data covers issues up to YTD

Notes:

1. Data is sourced either from www.nseindia.com or www.bseindia.com, as per the designated stock exchange disclosed by the respective Issuer Company.
2. Similarly, benchmark index considered is "NIFTY 50" where NSE is the designated stock exchange and "S&P BSE SENSEX" where BSE is the designated stock exchange, as disclosed by the respective Issuer Company.
3. 30th, 90th, 180th calendar day from listed day have been taken as listing day plus 29, 89 and 179 calendar days, except wherever 30th, 90th, 180th calendar day is a holiday, in which case we have considered the closing data of the previous trading day.

B. Equirus Capital Private Limited

1. Price information of past issues handled by Equirus Capital Private Limited:

Sr. No.	Issue Name	Issue Size (₹ million)	Issue Price (₹)	Listing Date	Opening Price on listing date (₹)	+/- % change in closing price, [+/- % change in closing benchmark]- 30th calendar days from listing	+/- % change in closing price, [+/- % change in closing benchmark]- 90th calendar days from listing	+/- % change in closing price, [+/- % change in closing benchmark]- 180th calendar days from listing
1.	Anand Rathi Wealth Limited [#]	6,593.75	550.00 ¹	December 14, 2021	602.05	+12.38% [+5.22%]	+4.46% [-4.42%]	+19.55% [-6.56%]
2.	Metro Brands Limited [#]	13,675.05	500.00	December 22, 2021	436.00	+21.77% [+4.45%]	+14.57% [+0.64%]	+7.93% [-9.78%]
3.	Prudent Corporate Advisory Services Limited [#]	4,282.84	630.00 ²	May 20, 2022	660.00	-20.71% [-5.46%]	-2.10% [+10.92%]	+26.23% [+13.89%]
4.	Dreamfolks Services Limited [#]	5,621.01	326.00	September 6, 2022	505.00	+12.07% [-1.91%]	+14.80% [+6.20%]	+42.44% [+1.03%]
5.	Harsha Engineers International Limited ^S	7,550.00	330.00 ³	September 26, 2022	450.00	+31.92% [+3.76%]	+10.68% [+4.65%]	-2.18% [-0.42%]
6.	Inox Green Energy Services Limited [#]	7,400.00	65.00	November 23, 2022	60.50	-30.77% [-1.11%]	-32.77% [-1.33%]	-26.85% [+0.36%]
7.	Divgi TorqTransfer Systems Limited [#]	4,121.20	590.00	March 14, 2023	600.00	+12.04% [+4.30%]	+39.64% [+8.16%]	+67.75% [+14.51%]
8.	Netweb Technologies India Limited [#]	6,310.00	500.00 ⁴	July 27, 2023	942.50	+73.20% [-2.08%]	+67.87% [-2.56%]	N.A.
9.	TVS Supply Chain Solutions Limited ^S	8,800.00	197.00	August 23, 2023	207.05	+8.71% [+1.53%]	N.A.	N.A.
10.	Zaggle Prepaid Ocean Services Limited ^S	5,633.77	164.00	September 22, 2023	164.00	+30.95% [-0.67%]	N.A.	N.A.

Source: www.bseindia.com and www.nseindia.com for price information and prospectus/basis of allotment for issue details.

Notes:

1. A discount of ₹25 per Equity Share was offered to Eligible Employees bidding in the Employee Reservation Portion of Anand Rathi Wealth Limited IPO
2. A discount of ₹59 per Equity Share was offered to Eligible Employees bidding in the Employee Reservation Portion of Prudent Corporate Advisory Services Limited IPO
3. A discount of ₹31 per Equity Share was offered to Eligible Employees bidding in the Employee Reservation Portion of Harsha Engineers International Limited IPO
4. A discount of ₹25 per Equity Share was offered to Eligible Employees bidding in the Employee Reservation Portion of Netweb Technologies India Limited IPO
5. Price on Designated Stock Exchange of the respective Issuer is considered for all of the above calculations.
6. In the event any day falls on a holiday, the price/index of the immediately preceding trading day has been considered.
7. N.A. (Not Applicable) – Period not completed.

The S&P BSE SENSEX is considered as the Benchmark Index

\$ The S&P CNX NIFTY is considered as the Benchmark Index

2. Summary statement of price information of past issues handled by Equirus Capital Private Limited:

Financial Year	Total no. of IPOs	Total funds raised (₹ million)	Nos. of IPOs trading at discount as on 30th calendar day from listing date			Nos. of IPOs trading at premium as on 30th calendar day from listing date			Nos. of IPOs trading at discount as on 180th calendar day from listing date			Nos. of IPOs trading at premium as on 180th calendar day from listing date		
			Over 50%	Between 25%-50%	Less than 25%	Over 50%	Between 25%-50%	Less than 25%	Over 50%	Between 25%-50%	Less than 25%	Over 50%	Between 25%-50%	Less than 25%
2023-2024*	3	20,743.77	-	-	-	1	1	1	-	-	-	-	-	-
2022-2023	5	28,975.05	-	1	1	-	1	2	-	1	1	1	2	-
2021-2022	5	49,335.49	-	-	1	1	-	3	-	1	-	1	1	2

* The information is as on the date of this Offer Document.

The information for each of the financial years is based on issues listed during such financial year.

C. IIFL Securities Limited*

1. Price information of past issues handled by IIFL Securities Limited*:

Sr. No.	Issue Name	Issue Size (in Rs. Mn)	Issue Price (Rs.)	Designated Stock Exchange as disclosed in the Red Herring Prospectus filed	Listing Date	Opening Price on Listing Date	+/- % change in closing price*, [+/- % change in closing benchmark]- 30th calendar days from listing	+/- % change in closing price*, [+/- % change in closing benchmark]- 90th calendar days from listing	+/- % change in closing price*, [+/- % change in closing benchmark]- 180th calendar days from listing
1.	Radiant Cash Management Services Limited	2,566.41	94.00 ⁽¹⁾	NSE	January 4, 2023	103.00	+2.55%, [-2.40%]	+2.23%, [-3.57%]	-1.28%, [+6.35%]
2.	Avalon Technologies Limited	8,650.00	436.00	NSE	April 18, 2023	436.00	-10.09%, [+2.95%]	+59.45%, [+10.78%]	+21.32%, [+11.84%]
3.	Mankind Pharma Limited	43,263.55	1080.00	NSE	May 9, 2023	1,300.00	+37.61%, [+2.52%]	+74.13%, [+6.85%]	N.A.
4.	ideaForge Technology Limited	5,672.45	672.00 ⁽²⁾	NSE	July 7, 2023	1,300.00	+64.59%, [+0.96%]	+27.93%, [+0.54%]	N.A.
5.	Senco Gold Limited	4,050.00	317.00	NSE	July 14, 2023	430.00	+25.28%, [-0.70%]	+105.32%, [+1.26%]	N.A.
6.	Netweb Technologies India Limited	6,310.00	500.00 ⁽³⁾	BSE	July 27, 2023	942.50	+73.20%, [-2.08%]	+67.87%, [-2.56%]	N.A.

7.	Yatharth Hospital & Trauma Care Services Limited	6,865.51	300.00	BSE	August 7, 2023	304.00	+23.30%, [-0.26%]	N.A.	N.A.
8.	Zaggle Prepaid Ocean Services Limited	5,633.77	164.00	NSE	September 22, 2023	164.00	+30.95%, [-0.67%]	N.A.	N.A.
9.	Yatra Online Limited	7,750.00	142.00	BSE	September 28, 2023	130.00	-11.06%, [-2.63%]	N.A.	N.A.
10.	Updater Services Limited	6,400.00	300.00	BSE	October 4, 2023	299.90	N.A.	N.A.	N.A.

Source: www.nseindia.com; www.bseindia.com, as applicable

(1) Issue price for anchor investors was Rs. 99 per equity share.

(2) A discount of Rs. 32 per equity share was offered to eligible employees bidding in the employee reservation portion.

(3) A discount of Rs. 25 per equity share was offered to eligible employees bidding in the employee reservation portion.

Note: Benchmark Index taken as NIFTY 50 or S&P BSE SENSEX, as applicable. Price of the designated stock exchange as disclosed by the respective issuer at the time of the issue has been considered for all of the above calculations. The 30th, 90th and 180th calendar day from listed day have been taken as listing day plus 29, 89 and 179 calendar days, except wherever 30th /90th / 180th calendar day from listing day is a holiday, the closing data of the previous trading day has been considered. % change taken against the Issue Price in case of the Issuer. NA means Not Applicable. The above past price information is only restricted to past 10 initial public offers.

2. Summary statement of price information of past issues handled by IIFL Securities Limited*:

Financial Year	Total No. of IPO's	Total Funds Raised (in Rs. Mn)	No. of IPOs trading at discount – 30 th calendar days from listing			No. of IPOs trading at premium – 30 th calendar days from listing			No. of IPOs trading at discount – 180 th calendar days from listing			No. of IPOs trading at premium – 180 th calendar days from listing		
			Over 50%	Between 25-50%	Less than 25%	Over 50%	Between 25-50%	Less than 25%	Over 50%	Between 25-50%	Less than 25%	Over 50%	Between 25-50%	Less than 25%
2021-22	17	3,58,549.95	-	-	5	-	4	8	-	6	4	3	1	3
2022-23	12	106,650.92	-	-	4	-	4	4	-	-	3	1	4	4
2023-24	9	94,595.28	-	-	2	2	3	1	-	-	-	-	-	1

Source: www.nseindia.com; www.bseindia.com, as applicable

Note: Data for number of IPOs trading at premium/discount taken at closing price of the designated stock exchange as disclosed by the respective issuer at the time of the issue has been considered on the respective date. In case any of the days falls on a non-trading day, the closing price on the previous trading day has been considered.

NA means Not Applicable

* In compliance with the proviso to Regulation 21A of the SEBI Merchant Banker Regulations and Regulation 23(3) of the SEBI ICDR Regulations, IIFL Securities Limited will be involved only in marketing of the Offer. IIFL Securities Limited has signed the due diligence certificate and has been disclosed as BRLM for the Offer.

D. Nomura Financial Advisory and Securities (India) Private Limited

1. Price information of past issues handled by Nomura Financial Advisory and Securities (India) Private Limited:

Sr. No.	Issue name	Issue size (₹ millions)	Issue price(₹)	Listing date	Opening price on listing date (in ₹)	+/- % change in closing price, [+/- % change in closing benchmark]- 30th calendar days from listing	+/- % change in closing price, [+/- % change in closing benchmark]- 90th calendar days from listing	+/- % change in closing price, [+/- % change in closing benchmark]- 180th calendar days from listing
1.	Avalon Technologies Limited	8,649.99	436	April 18, 2023	436.00	-10.09% [+2.95%]	+59.45% [+10.78%]	+21.32% [+11.84%]

2.	Five-Star Business Finance Limited	15,885.12	474	November 21, 2022	468.80	+29.72% [+1.24%]	+19.20% [-1.19%]	+11.72% [+0.24%]
3.	Life Insurance Corporation of India	205,572.31	949 ¹	May 17, 2022	867.20	-27.24% [-3.27%]	-28.12% [+9.47%]	-33.82% [+13.76%]
4.	MedPlus Health Services Limited	13,982.95	796 ²	December 23, 2021	1,015.00	+53.22% [+3.00%]	23.06% [+1.18%]	-6.55% [-9.98%]
5.	Shriram Properties Limited	6,000.00	118 ³	December 20, 2021	90.00	-12.42% [+9.02%]	-33.39% [+4.05%]	-46.69% [-7.95%]
6.	RateGain Travel Technologies Limited	13,357.35	425 ⁴	December 17, 2021	360.00	+11.99% [+7.48%]	-31.08% [-0.06%]	-35.24% [-7.38%]
7.	Fino Payments Bank	12,002.93	577	November 12, 2021	548.00	-30.55% [-3.13%]	-34.56% [-3.66%]	-52.33% [-10.42%]
8.	Sansera Engineering	12,829.78	744	September 24, 2021	811.35	+0.30% [+1.29%]	+1.57% [-5.19%]	-21.26% [-3.43%]
9.	CarTrade Tech Limited	29,985.13	1,618	August 20, 2021	1,599.80	-10.31% [+6.90%]	-32.68% [+8.80%]	-61.17% [+5.48%]
10.	Sona BLW Precision Forgings Limited	55,500.00	291	June 24, 2021	302.40	+45.17% [+0.53%]	+93.40% [+11.97%]	+140.26% [+5.93%]

Source: www.nseindia.com, www.bseindia.com

1. Discount of INR 60.00 per Equity Share was offered to eligible policyholders bidding in the Policyholder Reservation Portion, discount of INR 45.00 per Equity Share was offered to eligible employees and retail individual bidders bidding in the Employee Reservation Portion and the Retail Portion respectively
2. Discount of INR 78.00 per Equity Share was offered to eligible employees bidding in the Employee Reservation Portion
3. Discount of INR 11.00 per Equity Share was offered to eligible employees bidding in the Employee Reservation Portion
4. Discount of INR 40.00 per Equity Share was offered to eligible employees bidding in the Employee Reservation Portion

Notes:

- a. For each issue, depending on its Designated Stock Exchange, BSE or NSE; Sensex or Nifty50 is considered as the benchmark for each issue.
- b. For each issue, depending on its Designated Stock Exchange, price on BSE or NSE is considered for above calculations.
- c. In case 30th/90th/180th day is not a trading day, closing price on BSE or NSE of the previous trading day has been considered.
- d. Not applicable – Period not completed

2. Summary statement of price information of past issues handled by Nomura Financial Advisory and Securities (India) Private Limited:

Financial Year	Total no. of IPOs	Total funds raised (₹ in millions)	Nos. of IPOs trading at discount on as on 30th calendar days from listing date			Nos. of IPOs trading at premium on as on 30th calendar days from listing date			Nos. of IPOs trading at discount as on 180th calendar days from listing date			Nos. of IPOs trading at premium as on 180th calendar days from listing date		
			Over 50%	Between 25%-50%	Less than 25%	Over 50%	Between 25%-50%	Less than 25%	Over 50%	Between 25%-50%	Less than 25%	Over 50%	Between 25%-50%	Less than 25%
2023-2024	1	8,649.99	-	-	1	-	-	-	-	-	-	-	-	1
2022-2023	2	221,457.43	-	1	-	-	1	-	-	1	-	-	-	1
2021-2022	7	143,658.14	-	1	2	1	1	2	2	2	2	1	-	-

Source: www.nseindia.com, www.bseindia.com

Notes:

- a) The information is as on the date of this document.
- b) The information for each of the financial years is based on issues listed during such financial year.

Track record of the BRLMs

For details regarding the track record of the BRLMs, as specified in circular reference CIR/MIRSD/1/2012 dated January 10, 2012 issued by SEBI, see the websites of the BRLMs, as set forth in the table below:

S. No.	Name of BRLMs	Website
1.	ICICI Securities Limited	www.icicisecurities.com
2.	Equirus Capital Private Limited	www.equirus.com
3.	IIFL Securities Limited	www.iiflcap.com
4.	Nomura Financial Advisory and Securities (India) Private Limited	www.nomuraholdings.com/company/group/asia/india/index.html

Stock Market Data of Equity Shares

This being an initial public offer of Equity Shares of our Company, the Equity Shares are not listed on any stock exchange and accordingly, no stock market data is available for the Equity Shares.

Mechanism for Redressal of Investor Grievances

The Registrar Agreement provides for the retention of records with the Registrar to the Offer for a period of at least eight years from the date of listing and commencement of trading of the Equity Shares on the Stock Exchange, to enable the investors to approach the Registrar to the Offer for redressal of their grievances.

In terms of SEBI circular SEBI/HO/CFD/DIL2/CIR/P/2018/22 dated February 15, 2018, SEBI circular SEBI/HO/CFD/DIL2/CIR/P/2021/2480/1/M dated March 16, 2021, as amended pursuant to SEBI circular SEBI/HO/CFD/DIL2/P/CIR/2021/570 dated June 2, 2021, SEBI circular no. SEBI/HO/CFD/DIL2/CIR/P/2022/51 dated April 20, 2022 and subject to applicable law, any ASBA Bidder whose Bid has not been considered for Allotment, due to failure on the part of any SCSB, shall have the option to seek redressal of the same by the concerned SCSB within three months of the date of listing of the Equity Shares. SCSBs are required to resolve these complaints within 15 days, failing which the concerned SCSB would have to pay interest at the rate of 15% per annum for any delay beyond this period of 15 days. Further, the investors shall be compensated by the SCSBs in accordance with SEBI circular SEBI/HO/CFD/DIL2/CIR/P/2021/2480/1/M dated March 16, 2021 in the events of delayed unblock for cancelled/withdrawn/deleted applications, blocking of multiple amounts for the same UPI application, blocking of more amount than the application amount, delayed unblocking of amounts for non-allotted/partially-allotted applications, for the stipulated period.

Further, in the event there is a delay in redressal of the investor grievance in relation to unblocking of amounts, the BRLMs shall compensate the investors at the rate higher of ₹100 or 15% per annum of the application amount, whichever is higher, for the period of such delay. The compensation shall be payable for the period ranging from the day on which the investor grievance is received till the date of actual unblock. Further, in accordance with circulars prescribed by SEBI, from time to time, the payment of processing fees to the SCSBs shall be undertaken pursuant to an application made by the SCSBs to the BRLMs, and such application shall be made only after (i) unblocking of application amounts for each application received by the SCSB has been fully completed, and (ii) applicable compensation relating to investor complaints has been paid by the SCSB.

Our Company, the Selling Shareholders, the BRLMs and the Registrar to the Offer accept no responsibility for errors, omissions, commission or any acts of SCSBs including any defaults in complying with its obligations under applicable SEBI ICDR Regulations. In terms of SEBI circular no. SEBI/HO/CFD/DIL2/CIR/P/2018/22, dated February 15, 2018 and SEBI master circular no. SEBI/HO/CFD/PoD-2/P/CIR/2023/00094 dated June 21, 2023, any ASBA Bidder whose Bid has not been considered for Allotment, due to failure on the part of any SCSB, shall have the option to seek redressal of the same by the concerned SCSB within three months of the date of listing of the Equity Shares. SCSBs are required to resolve these complaints within 15 days, failing which the concerned SCSB would have to pay interest at the rate of 15% per annum for any delay beyond this period of 15 days.

For helpline details of the Book Running Lead Managers pursuant to the SEBI/HO/CFD/DIL-2/OW/P/2021/2481/1/M dated March 16, 2021, see “*General Information – Book Running Lead Managers*” beginning on page 65.

All grievances, other than of Anchor Investors, may be addressed to the Registrar to the Offer with a copy to the relevant Designated Intermediary with whom the ASBA Form was submitted, giving full details such as name of the sole or First Bidder, ASBA Form number, Bidder’s DP ID, Client ID, PAN, address of Bidder, number of Equity Shares applied for, ASBA Account number in which the amount equivalent to the Bid Amount was blocked or the UPI ID (for UPI Bidders who make the payment of Bid Amount through the UPI Mechanism), date of ASBA Form and the name and address of the relevant Designated Intermediary where the Bid was submitted. Further, the Bidder shall enclose the Acknowledgment Slip or the application number from the Designated Intermediary in addition to the documents or information mentioned hereinabove. All grievances relating to Bids submitted through Registered Brokers may be addressed to the Stock Exchange with a copy to the Registrar to the Offer.

All grievances of the Anchor Investors may be addressed to the Registrar to the Offer, giving full details such as the name of the sole or First Bidder, Bid cum Application Form number, Bidders’ DP ID, Client ID, PAN, date of the Bid cum Application

Form, address of the Bidder, number of the Equity Shares applied for, Bid Amount paid on submission of the Bid cum Application Form and the name and address of the Book Running Lead Managers where the Bid cum Application Form was submitted by the Anchor Investor.

In case of any delay in unblocking of amounts in the ASBA Accounts exceeding four Working Days from the Bid / Offer Closing Date, the Bidder shall be compensated at a uniform rate of ₹100 per day or 15% per annum of the Bid Amount or the entire duration of delay exceeding four Working Days from the Bid / Offer Closing Date by the intermediary responsible for causing such delay in unblocking. The BRLMs shall, in their sole discretion, identify and fix the liability on such intermediary or entity responsible for such delay in unblocking.

Further, the Bidder shall also enclose a copy of the Acknowledgment Slip duly received from the concerned Designated Intermediary in addition to the information mentioned herein.

Neither our Group Company nor Subsidiaries are listed on any stock exchange.

Disposal of investor grievances by our Company

Our Company has obtained authentication on the SCORES in terms of SEBI circular (CIR/OIAE/1/2014) dated December 18, 2014 in relation to redressal of investor grievances through SCORES.

Our Company estimates that the average time required by our Company or the Registrar to the Offer or the SCSB in case of ASBA Bidders, for the redressal of routine investor grievances shall be 10 Working Days from the date of receipt of the complaint. In case of non-routine complaints and complaints where external agencies are involved, our Company will seek to redress these complaints as expeditiously as possible.

Our Company has also appointed Maulesh Kantharia, Company Secretary of our Company, as the Compliance Officer for the Offer. For details, see “*General Information*” beginning on page 64.

Our Company has constituted a Stakeholders’ Relationship Committee comprising Lloyd Mathias, Mukesh Agarwal, and Jayesh Waman Sule. For details, see “*Our Management*” beginning on page 171.

Our Company has not received any investor complaint during the three years preceding the date of the Draft Red Herring Prospectus.

Further, no investor complaint in relation to our Company is pending as on the date of this Red Herring Prospectus.

Exemptions from complying with any provision of securities laws, if any, granted by the SEBI

Our Company has not sought an exemption from complying with any provisions of securities laws by the SEBI.

Other confirmations

No person connected with the Offer, except for fees or commission for services rendered in relation to the Offer, shall offer any incentive, whether direct or indirect, in any manner, whether in cash or kind or services or otherwise to any Bidder for making a Bid.

SECTION VII: OFFER INFORMATION

TERMS OF THE OFFER

The Equity Shares being issued, offered, transferred, and Allotted pursuant to this Offer shall be subject to the provisions of the Companies Act, SEBI ICDR Regulations, SCRA, SCRR, the MoA, AoA, Listing Regulations, the terms of this Red Herring Prospectus, the Prospectus, the abridged prospectus, Bid cum Application Form, the Revision Form, the CAN/Allotment Advice and other terms and conditions as may be incorporated in other documents/ certificates that may be executed in respect of the Offer. The Equity Shares shall also be subject to applicable laws, guidelines, rules, notifications and regulations relating to the issue of capital and listing and trading of securities issued from time to time by SEBI, the Government of India, the Stock Exchange, the RBI, RoC and/or other authorities, as in force on the date of the Offer and to the extent applicable or such other conditions as may be prescribed by the SEBI, the Government of India, the Stock Exchange, the RoC and/or any other authorities while granting its approval for the Offer.

The Allottees upon Allotment of Equity Shares under the Offer will be entitled to dividend and other corporate benefits, if any, declared by our Company after the date of Allotment. The Equity Shares issued in the Offer shall be *pari passu* with the existing Equity Shares in all respects including dividends. For further details, see “*Description of Equity Shares and Terms of Articles of Association*” beginning on page 349.

Mode of Payment of Dividend

Our Company shall pay dividends, if declared, to the Shareholders in accordance with the provisions of the Companies Act, the MoA and AoA and provisions of the SEBI Listing Regulations and any other guidelines or directions which may be issued by the Government in this regard. Dividends, if any, declared by our Company after the date of Allotment (pursuant to the transfer of Equity Shares from the Offer for Sale), will be payable to the Bidders who have been Allotted Equity Shares in the Offer, for the entire year, in accordance with applicable laws. For further details, in relation to dividends, see “*Dividend Policy*” and “*Description of Equity Shares and Terms of Articles of Association*” beginning on pages 194 and 349, respectively.

Face Value, Offer Price, Floor Price and Price Band

The face value of each Equity Share is ₹10 and the Offer Price at the lower end of the Price Band is ₹[●] per Equity Share and at the higher end of the Price Band is ₹[●] per Equity Share. The Anchor Investor Offer Price is ₹[●] per Equity Share.

The Price Band and the minimum Bid Lot size for the Offer will be decided by our Company and the Selling Shareholders in consultation with the BRLMs, and advertised in all editions of English national daily newspaper, Financial Express, all editions of Hindi national daily newspaper, Jansatta and all editions of the Marathi daily newspaper, Navshakti Marathi being the regional language of Maharashtra, where our Registered and Corporate Office is located, each with wide circulation, at least two Working Days prior to the Bid/Offer Opening Date and shall be made available to the Stock Exchange for the purpose of uploading the same on their websites. The Price Band, along with the relevant financial ratios calculated at the Floor Price and at the Cap Price, shall be pre-filled in the Bid cum Application Forms available on the website of the Stock Exchange.

At any given point of time, there shall be only one denomination for the Equity Shares.

The Offer

The Offer comprises of an Offer for Sale by the Selling Shareholders.

Expenses for the Offer shall be shared amongst our Company and the Selling Shareholders in the manner specified in “*Objects of the Offer - Offer Expenses*” beginning on page 90.

Employee Discount

Employee Discount of up to [●]% to the Offer Price (equivalent of ₹[●] per Equity Share) may be offered to the Eligible Employees bidding in the Employee Reservation Portion in accordance with the SEBI ICDR Regulations and details of which will be announced at least two Working Days prior to the Bid / Offer Opening Date.

Rights of the Equity Shareholders

Subject to applicable laws, rules, regulations and guidelines and the Articles of Association, our Shareholders shall have the following rights:

- Right to receive dividends, if declared;
- Right to attend general meetings and exercise voting rights, unless prohibited by law;
- Right to vote on a poll either in person or by proxy, in accordance with the provisions of the Companies Act;
- Right to receive offers for rights shares and be allotted bonus shares, if announced;

- Right to receive any surplus on liquidation subject to any statutory and other preferential claims being satisfied;
- Right to freely transfer their Equity Shares, subject to foreign exchange regulations and other applicable laws; and
- Such other rights, as may be available to a shareholder of a listed public company under the Companies Act, the Listing Regulations and the Articles of Association of our Company.

For a detailed description of the main provisions of the Articles of Association of our Company relating to voting rights, dividend, forfeiture and lien, transfer, transmission and/or consolidation/splitting, see “*Description of Equity Shares and Terms of Articles of Association*” beginning on page 349.

Allotment only in dematerialised form

Pursuant to Section 29 of the Companies Act, 2013 the Equity Shares shall be Allotted only in dematerialised form. As per the SEBI ICDR Regulations, the trading of the Equity Shares shall only be in dematerialised form on the Stock Exchange. In this context, our Company has entered into the following agreements with the respective Depositories and Registrar to the Offer:

- Tripartite agreement dated June 10, 2021 amongst our Company, NSDL and Registrar to the Offer; and
- Tripartite agreement dated July 28, 2021 amongst our Company, CDSL and Registrar to the Offer.

Market Lot and Trading Lot

Since trading of the Equity Shares is in dematerialised form, the tradable lot is one Equity Share. Allotment in the Offer will only be in electronic form in multiples of one Equity Share subject to a minimum Allotment of [●] Equity Shares.

Joint Holders

Subject to the provisions of the Articles of Association, where two or more persons are registered as the holders of the Equity Shares, they will be deemed to hold such Equity Shares as joint tenants with benefits of survivorship.

Jurisdiction

The courts of Mumbai, India will have exclusive jurisdiction in relation to this Offer.

Nomination facility to investors

In accordance with Section 72 of the Companies Act, 2013, read with the Companies (Share Capital and Debentures) Rules, 2014, as amended, the sole Bidder, or the first Bidder along with other joint Bidders, may nominate any one person in whom, in the event of the death of sole Bidder or in case of joint Bidders, death of all the Bidders, as the case may be, the Equity Shares Allotted, if any, shall vest to the exclusion of all other persons, unless the nomination is varied or cancelled in the prescribed manner. A person, being a nominee, entitled to the Equity Shares by reason of the death of the original holder(s), shall be entitled to the same advantages to which he or she would be entitled if he or she were the registered holder of the Equity Share(s). Where the nominee is a minor, the holder(s) may make a nomination to appoint, in the prescribed manner, any person to become entitled to Equity Share(s) in the event of his or her death during the minority. A nomination shall stand rescinded upon a sale/transfer/alienation of Equity Share(s) by the person nominating. A nomination may be cancelled or varied by nominating any other person in place of the present nominee by the holder of the Equity Shares who has made the nomination by giving a notice of such cancellation. A buyer will be entitled to make a fresh nomination in the manner prescribed. Fresh nomination can be made only on the prescribed form available on request at our Registered and Corporate Office or to the registrar and transfer agents of our Company.

Any person who becomes a nominee by virtue of the provisions of Section 72 of the Companies Act, 2013 shall upon the production of such evidence as may be required by the Board, elect either:

- a) to register himself or herself as the holder of the Equity Shares; or
- b) to make such transfer of the Equity Shares, as the deceased holder could have made.

Further, the Board may at any time give notice requiring any nominee to choose either to be registered himself or herself or to transfer the Equity Shares, and if the notice is not complied with within a period of 90 days, the Board may thereafter withhold payment of all dividends, bonuses or other monies payable in respect of the Equity Shares, until the requirements of the notice have been complied with.

Since the Allotment of Equity Shares in the Offer will be made only in dematerialised mode, there is no need to make a separate nomination with our Company. Nominations registered with respective Depository Participant of the Bidder would prevail. If the Bidder wants to change the nomination, they are requested to inform their respective Depository Participant.

Option to receive Equity Shares in Dematerialized Form

Allotment of Equity Shares to successful Bidders will only be in the dematerialized form. Bidders will not have the option of Allotment of the Equity Shares in physical form. The Equity Shares on Allotment will be traded only in the dematerialized segment of the Stock Exchange.

Our Company shall comply with such disclosure and accounting norms as may be specified by SEBI from time to time.

Bid/Offer Programme

BID/OFFER OPENS ON	Monday, November 6, 2023 ⁽¹⁾
BID/OFFER CLOSSES ON	Wednesday, November 8, 2023 ⁽²⁾⁽³⁾

- (1) Our Company and the Selling Shareholders in consultation with the BRLMs, may consider participation by Anchor Investors. The Anchor Investor Bid/Offer Period shall be one Working Day prior to the Bid/Offer Opening Date in accordance with the SEBI ICDR Regulations.
- (2) Our Company and the Selling Shareholders in consultation with the BRLMs may, consider closing the Bid/Offer Period for QIBs one day prior to the Bid/Offer Closing Date in accordance with the SEBI ICDR Regulations.
- (3) UPI Mandate end time and date shall be at 5.00 pm on Bid/Offer Closing Date.

An indicative timetable in respect of the Offer is set out below:

Event	Indicative Date
Finalisation of Basis of Allotment with the Designated Stock Exchange	On or about Monday, November 13, 2023
Initiation of refunds (if any, for Anchor Investors)/unblocking of funds from ASBA Account*	On or about Wednesday, November 15, 2023
Credit of Equity Shares to demat accounts of Allottees	On or about Thursday, November 16, 2023
Commencement of trading of the Equity Shares on the Stock Exchange	On or about Friday, November 17, 2023

*In case of any delay in unblocking of amounts in the ASBA Accounts (including amounts blocked through the UPI Mechanism) exceeding four Working Days from the Bid/Offer Closing Date, the Bidder shall be compensated in accordance with applicable law. Further, investors shall be entitled to compensation in the manner specified in the SEBI circular no. SEBI/HO/CFD/DIL2/CIR/P/2021/2480/1/M dated March 16, 2021, SEBI circular no. SEBI/HO/CFD/DIL2/P/CIR/2021/570 dated June 2, 2021, SEBI circular no. SEBI/HO/CFD/DIL2/CIR/P/2022/51 dated April 20, 2022 and SEBI master circular no. SEBI/HO/CFD/PoD-2/P/CIR/2023/00094 dated June 21, 2023, in case of delays in resolving investor grievances in relation to blocking/unblocking of funds.

The above timetable, other than the Bid/Offer Closing Date, is indicative and does not constitute any obligation or liability on our Company, the Selling Shareholders or the BRLMs.

Whilst our Company shall ensure that all steps for the completion of the necessary formalities for the listing and the commencement of trading of the Equity Shares on the Stock Exchange are taken within six Working Days of the Bid/Offer Closing Date, the timetable may be extended due to various factors, such as extension of the Bid/ Offer Period by our Company and the Selling Shareholders in consultation with the BRLMs, revision of the Price Band or any delay in receiving the final listing and trading approval from the Stock Exchange. The commencement of trading of the Equity Shares will be entirely at the discretion of the Stock Exchange and in accordance with the applicable laws. Each of the Selling Shareholder, severally and not jointly, confirms that it shall extend such reasonable support and co-operation required by our Company and the BRLMs for completion of the necessary formalities for listing and commencement of trading of the Equity Shares at the Stock Exchange within six Working Days from the Bid/Offer Closing Date or such other period as may be prescribed by SEBI.

In terms of the UPI Circulars, in relation to the Offer, the BRLMs will be required to submit reports of compliance with timelines and activities prescribed by SEBI in connection with the allotment and listing procedure within six Working Days from the Bid/Offer Closing Date, identifying non adherence to timelines and processes and an analysis of entities responsible for the delay and the reasons associated with it.

Submission of Bids (other than Bids from Anchor Investors):

Bid/Offer Period (except the Bid/Offer Closing Date)	
Submission and Revision in Bids	Only between 10.00 a.m. and 5.00 p.m. Indian Standard Time ("IST")
Bid/Offer Closing Date	
Submission and Revision in Bids	Only between 10.00 a.m. and 3.00 p.m. IST

On the Bid/ Offer Closing Date, the Bids shall be uploaded until:

- (i) 4.00 p.m. IST in case of Bids by QIBs and Non-Institutional Bidders, and
- (ii) until 5.00 p.m. IST or such extended time as permitted by the Stock Exchange, in case of Bids by RIBs and Eligible Employees Bidding in the Employee Reservation Portion.

Further, in case of Bids by QIBs and Non-Institutional Bidders, the Bids and the revisions in Bids shall be accepted only between 10.00 a.m. and 3.00 p.m. (IST) and uploaded by 4.00 p.m. IST. In case of Bids by RIBs and Eligible Employees Bidding under the Employee Reservation Portion, the Bids and the revisions in Bids shall be accepted only between 10.00 a.m.

and 3.00 p.m. (IST) and uploaded until 5.00 p.m. IST or such extended time as permitted by the Stock Exchange, in case of Bids by RIBs.

On Bid/Offer Closing Date, extension of time may be granted by Stock Exchange only for uploading Bids received by Retail Individual Bidders, after taking into account the total number of Bids received and as reported by the BRLMs to the Stock Exchange.

The Registrar to the Offer shall submit the details of cancelled/withdrawn/deleted applications to the SCSB's on a daily basis within 60 minutes of the Bid closure time from the Bid/Offer Opening Date until the Bid/ Offer Closing Date by obtaining the same from the Stock Exchanges. The SCSB's shall unblock such applications by the closing hours of the Working Day and submit the confirmation to the BRLMs and the Registrar to the Offer on a daily basis.

It is clarified that Bids not uploaded on the electronic bidding system or in respect of which the full Bid Amount is not blocked by SCSBs or not blocked under the UPI Mechanism in the relevant ASBA Account, as the case may be, would be rejected.

The Registrar to the Offer shall submit the details of cancelled/withdrawn/deleted applications to the SCSB's on daily basis within 60 minutes of the Bid closure time from the Bid/ Offer Opening Date till the Bid/Offer Closing Date by obtaining the same from the Stock Exchange. The SCSB's shall unblock such applications by the closing hours of the Working Day.

Due to limitation of time available for uploading the Bids on the Bid/Offer Closing Date, Bidders are advised to submit their Bids one day prior to the Bid/Offer Closing Date. Any time mentioned in this Red Herring Prospectus is IST. Bidders are cautioned that, in the event a large number of Bids are received on the Bid/Offer Closing Date, some Bids may not get uploaded due to lack of sufficient time. Such Bids that cannot be uploaded will not be considered for allocation under the Offer. Bids will be accepted only during Working Days.

Due to limitation of the time available for uploading the Bids on the Bid/Offer Closing Date, the Bidders are advised to submit their Bids one day prior to the Bid/Offer Closing Date and, in any case, no later than 1.00 p.m. (Indian Standard Time) on the Bid/ Offer Closing Date. Bidders are cautioned that, in the event a large number of Bids are received on the Bid/ Offer Closing Date, as is typically experienced in public offerings in India, it may lead to some Bids not being uploaded due to lack of sufficient time to upload. Such Bids that cannot be uploaded on the electronic bidding system will not be considered for allocation under this Offer. Bids and any revision in Bids will only be accepted on Working Days. Bidders may please note that as per letter no. List/SMD/SM/2006 dated July 3, 2006 issued by BSE, Bids and any revision in Bids shall not be accepted on Saturdays and public holidays as declared by the Stock Exchanges. Bids by ASBA Bidders shall be uploaded by the relevant Designated Intermediary in the electronic system to be provided by the Stock Exchange.

Our Company and the Selling Shareholders, in consultation with the BRLMs reserves the right to revise the Price Band during the Bid/Offer Period. The revision in the Price Band shall not exceed 20% on either side, i.e. the Floor Price can move up or down to the extent of 20% of the Floor Price and the Cap Price will be revised accordingly but the Floor Price shall not be less than the Face Value of the Equity Shares. In all circumstances, the Cap Price shall be less than or equal to 120% of the Floor Price provided that the Cap Price shall be at least 105% of the Floor Price.

In case of revision in the Price Band, the Bid/Offer Period shall be extended for at least three additional Working Days after such revision, subject to the Bid/Offer Period not exceeding 10 Working Days. In cases of force majeure, banking strike or similar circumstances, our Company and the Selling Shareholders in consultation with the BRLMs, for reasons to be recorded in writing, extend the Bid/Offer Period for a minimum of three Working Days, subject to the Bid/ Offer Period not exceeding 10 Working Days. Any revision in Price Band, and the revised Bid/Offer Period, if applicable, shall be widely disseminated by notification to the Stock Exchange, by issuing a public notice and also by indicating the change on the terminals of the Syndicate Member and by intimation to the Designated Intermediaries.

In case of discrepancy in data entered in the electronic book vis-vis data contained in the Bid cum Application Form for a particular Bidder, the details as per the Bid file received from the Stock Exchange shall be taken as the final data for the purpose of Allotment.

Minimum Subscription

The requirement of minimum subscription is not applicable to the Offer in accordance with the SEBI ICDR Regulations, this is an Offer for Sale. However, if our Company does not (i) make the minimum Allotment as specified under terms of the Rule 19(2)(b) of the SCRR, including devolvement of Underwriters, if any, within 60 days from the date of Bid/ Offer Closing Date or (ii) receive subscription as is required to ensure that no shareholder will hold more than 25% of the post-Offer Equity Share capital of the Company the Selling Shareholders, to the extent applicable, and our Company shall forthwith refund the entire subscription amount received in accordance with applicable law including the SEBI circular bearing no. SEBI/HO/CFD/DIL1/CIR/P/2021/47 dated March 31, 2023. If there is a delay beyond the prescribed time, the Selling Shareholders, to the extent applicable, and our Company shall pay interest prescribed under the applicable law. If there is a delay beyond four days after our Company becomes liable to pay the amount, our Company and every Director of our Company, who are officers in default, shall pay interest at the rate of 15% per annum.

Further, the Selling Shareholders and our Company shall ensure that the number of prospective Allottees to whom the Equity

Shares will be Allotted shall not be less than 1,000 in compliance with Regulation 49(1) of the SEBI ICDR Regulations failing which the entire application money shall be unblocked in the respective ASBA Accounts of the Bidders. In case of delay, if any, in unblocking the ASBA Accounts within such timeline as prescribed under applicable laws, the Selling Shareholders and our Company shall be liable to pay interest on the application money in accordance with applicable laws. In case of an undersubscription in the Offer, the Equity Shares proposed for sale by each Selling Shareholder shall be in proportion to the Offered Shares by such Selling Shareholder.

The Selling Shareholders shall reimburse, severally and not jointly, and only to the extent of the Equity Shares offered by such Selling Shareholder in the Offer, any expenses and interest incurred by our Company on behalf of the Selling Shareholders for any delays in making refunds as required under the Companies Act and any other applicable law, provided that the Selling Shareholders shall not be responsible or liable for payment of such expenses or interest, unless such delay is solely and directly attributable to an act or omission of such Selling Shareholder in relation to its / his portion of the Offered Shares.

Arrangements for Disposal of Odd Lots

There are no arrangements for disposal of odd lots since our Equity Shares will be traded in dematerialised form only and market lot for our Equity Shares will be one Equity Share.

New Financial Instruments

Our Company is not issuing any new financial instruments through this Offer.

Withdrawal of the Offer

Our Company and the Selling Shareholders, in consultation with the BRLMs, reserves the right not to proceed with the Offer, in whole or in part thereof, to the extent of the Offered Shares, after the Bid/ Offer Opening Date but before the Allotment. In such an event, our Company would issue a public notice in the newspapers in which the pre-Offer advertisements were published, within two days of the Bid/ Offer Closing Date or such other time as may be prescribed by SEBI, providing reasons for not proceeding with the Offer and inform the Stock Exchange promptly on which the Equity Shares are proposed to be listed. The BRLMs, through the Registrar to the Offer, shall notify the SCSBs and the Sponsor Bank, to unblock the bank accounts of the ASBA Bidders within one Working Day from the date of receipt of such notification and also inform the Bankers to the Offer to process refunds to the Anchor Investors, as the case may be. The notice of withdrawal will be issued in the same newspapers where the pre-Offer advertisements have appeared and the Stock Exchange will also be informed promptly.

If our Company and the Selling Shareholders, in consultation with the BRLMs withdraws the Offer after the Bid/ Offer Closing Date and thereafter determines that it will proceed with an issue of the Equity Shares, our Company shall file a fresh draft red herring prospectus with SEBI. Notwithstanding the foregoing, the Offer is also subject to obtaining (i) the final listing and trading approvals of the Stock Exchange, which our Company shall apply for after Allotment; and (ii) the filing of the Prospectus with the RoC.

OFFER STRUCTURE

The initial public offer of up to 6,191,000 Equity Shares for cash at a price of ₹[●] each, aggregating up to ₹[●] million, consisting of an Offer for Sale of up to 459,617 Equity Shares by 360 One Special Opportunities Fund (*Formerly known as IIFL Special Opportunities Fund*) aggregating up to ₹[●] million, up to 320,177 Equity Shares by 360 One Special Opportunities Fund – Series 2 (*Formerly known as IIFL Special Opportunities Fund – Series 2*) aggregating up to ₹[●] million, up to 148,197 Equity Shares by 360 One Special Opportunities Fund – Series 3 (*Formerly known as IIFL Special Opportunities Fund – Series 3*) aggregating up to ₹[●] million, up to 396,843 Equity Shares by 360 One Special Opportunities Fund – Series 4 (*Formerly known as IIFL Special Opportunities Fund – Series 4*) aggregating up to ₹[●] million, up to 309,225 Equity Shares by 360 One Special Opportunities Fund – Series 5 (*Formerly known as IIFL Special Opportunities Fund – Series 5*) aggregating up to ₹[●] million, up to 1,783,395 Equity Shares by NSE Investments Limited aggregating up to ₹[●] million, up to 243,175 Equity Shares by SUUTI aggregating up to ₹[●] million, up to 705,674 Equity Shares by HDFC Bank Limited aggregating up to ₹[●] million, up to 712,077 Equity Shares by Axis Bank Limited aggregating up to ₹[●] million, up to 712,077 Equity Shares by Deutsche Bank A.G.* aggregating up to ₹[●] million, and up to 400,543 Equity Shares by Union Bank of India aggregating up to ₹[●] million.

**It is hereby clarified that the Mumbai branch office of Deutsche Bank A. G. is the shareholder in the Company and is acting as a Selling Shareholder.*

The Offer comprises of a Net Offer of up to [●] Equity Shares and Employee Reservation Portion of up to 150,000* Equity Shares. The Employee Reservation Portion shall not exceed 5% of our post-Offer paid-up Equity Share capital. The Offer and the Net Offer shall constitute [●]% and [●]%, respectively of the post-Offer paid-up Equity Share capital of our Company.

**A discount of up to [●]% to the Offer Price (equivalent of ₹[●] per Equity Share) may be offered to Eligible Employees bidding in the Employee Reservation Portion in accordance with the SEBI ICDR Regulations and details of which will be announced at least two Working Days prior to the Bid / Offer Opening Date.*

The Offer is being made through the Book Building Process.

Particulars	Eligible Employees [#]	QIBs ⁽¹⁾	Non-Institutional Bidders	Retail Individual Bidders
Number of Equity Shares available for Allotment/ allocation ⁽²⁾	Up to 150,000* Equity Shares	Not more than [●] Equity Shares	Not less than [●] Equity Shares available for allocation or Offer less allocation to QIB Bidders and Retail Individual Bidders	Not less than [●] Equity Shares available for allocation or Offer less allocation to QIB Bidders and Non-Institutional Bidders
Percentage of Offer size available for Allotment/ allocation	The Employee Reservation Portion shall constitute up to [●]% of the post-Offer Equity Share capital of our Company	Not more than 50% of the Net Offer shall be available for allocation to QIBs. However, 5% of the QIB Portion (excluding the Anchor Investor Portion) shall be available for allocation proportionately to Mutual Funds only. Mutual Funds participating in the Mutual Fund Portion will also be eligible for allocation in the remaining balance QIB Portion (excluding the Anchor Investor Portion). The unsubscribed portion in the Mutual Fund Portion will be available for allocation to other QIBs	Not less than 15% of the Net Offer or the Offer less allocation to QIBs and Retail Individual Bidders will be available for allocation out of which (a) one third of such portion shall be reserved for applicants with application size of more than ₹200,000 and up to ₹1,000,000; and (b) two third of such portion shall be reserved for applicants with application size of more than ₹1,000,000, provided that the unsubscribed portion in either of such sub-categories may be allocated to applicants in the other sub-category of Non-Institutional Bidders	Not less than 35% of the Net Offer or Offer less allocation to QIBs and Non-Institutional Bidders will be available for allocation
Basis of Allotment/ allocation if respective category is oversubscribed*	Proportionate [#] ; unless the Employee Reservation Portion is undersubscribed, the value of allocation to an Eligible Employee shall not exceed ₹200,000 (net of Employee Discount). In the event of undersubscription in the Employee Reservation Portion, the unsubscribed portion may be allocated,	Proportionate as follows (excluding the Anchor Investor Portion): (a) up to [●] Equity Shares shall be available for allocation on a proportionate basis to Mutual Funds only; and (b) [●] Equity Shares	The allotment of specified securities to each Non-Institutional Bidder shall not be less than the minimum application size, subject to availability in the Non-Institutional Portion, and the remainder, if any, shall be allotted on a proportionate basis in accordance with the conditions specified in the SEBI ICDR Regulations, subject to: a. one third of the portion	Allotment to each Retail Individual Bidder shall not be less than the maximum Bid lot, subject to availability of Equity Shares in the Retail Portion and the remaining available Equity Shares if any, shall be allotted on a proportionate basis. For details see, “Offer Procedure” beginning on

Particulars	Eligible Employees [#]	QIBs ⁽¹⁾	Non-Institutional Bidders	Retail Individual Bidders
	on a proportionate basis, to Eligible Employees for a value exceeding ₹200,000 (net of Employee Discount), subject to total Allotment to an Eligible Employee not exceeding ₹500,000 (net of Employee Discount).	shall be available for allocation on a proportionate basis to all QIBs, including Mutual Funds receiving allocation as per (a) above. Up to 60% of the QIB Portion (of up to [●] Equity Shares) may be allocated on a discretionary basis to Anchor Investors of which one-third shall be available for allocation to Mutual Funds only, subject to valid Bid received from Mutual Funds at or above the Anchor Investor Allocation Price	available to Non-Institutional Bidders being [●] Equity Shares are reserved for Bidders Biddings more than ₹200,000 and up to ₹1,000,000. b. two third of the portion available to Non-Institutional Bidders being [●] Equity Shares are reserved for Bidders Bidding more than ₹1,000,000. Provided that the unsubscribed portion in either of the categories specified in A) or B) above, may be allocated to Bidders in the other category.	page 330.
Minimum Bid	[●] Equity Shares and in multiples of [●] Equity Shares thereafter	Such number of Equity Shares and in multiples of [●] Equity Shares so that the Bid Amount exceeds ₹200,000	Such number of Equity Shares and in multiples of [●] Equity Shares so that the Bid Amount exceeds ₹200,000	[●] Equity Shares and in multiples of [●] Equity Shares thereafter
Maximum Bid	Such number of Equity Shares in multiples of [●] Equity Shares, so that the maximum Bid Amount by each Eligible Employee in Eligible Employee Portion does not exceed ₹500,000, less Employee Discount, if any	Such number of Equity Shares in multiples of [●] Equity Shares so that the Bid does not exceed the size of the Offer (excluding the Anchor Portion), subject to applicable limits	Such number of Equity Shares in multiples of [●] Equity Shares so that the Bid does not exceed the size of the Offer (excluding the QIB Portion), subject to applicable limits	Such number of Equity Shares in multiples of [●] Equity Shares so that the Bid Amount does not exceed ₹200,000
Mode of Allotment	Compulsorily in dematerialised form			
Bid Lot	[●] Equity Shares and in multiples of [●] Equity Shares thereafter			
Allotment Lot	A minimum of [●] Equity Shares and thereafter in multiples of one Equity Share			
Trading Lot	One Equity Share			
Who can apply ⁽³⁾ ⁽⁵⁾⁽⁶⁾	Eligible Employees (such that the Bid Amount does not exceed ₹500,000) net of Employee discount.	Public financial institutions as specified in Section 2(72) of the Companies Act 2013, scheduled commercial banks, Mutual Funds, Eligible FPIs, VCFs, AIFs, FVCIs, multilateral and bilateral development financial institutions, state industrial development corporation, insurance company registered with IRDAI, provident fund with minimum corpus of ₹250 million, pension fund with minimum corpus of ₹250 million National Investment Fund set up by the Government, insurance funds set up and managed by army, navy or air force of the Union of	Resident Indian individuals, Eligible NRIs on a non-repatriable basis, HUFs (in the name of Karta), companies, corporate bodies, scientific institutions, societies, trusts and FPIs who are individuals, corporate bodies and family offices	Resident Indian individuals, Eligible NRIs and HUFs (in the name of Karta)

Particulars	Eligible Employees [#]	QIBs ⁽¹⁾	Non-Institutional Bidders	Retail Individual Bidders
		India, insurance funds set up and managed by the Department of Posts, India and Systemically Important NBFCS.		
Terms of Payment	<p>In case of Anchor Investors: Full Bid Amount shall be payable by the Anchor Investors at the time of submission of their Bids⁽⁴⁾</p> <p>In case of all other Bidders: Full Bid Amount shall be blocked by the SCSBs in the bank account of the ASBA Bidder (other than Anchor Investors) or by the Sponsor Bank through the UPI Mechanism that is specified in the ASBA Form at the time of submission of the ASBA Form</p>			
Mode of Bidding ^{^^}	ASBA only (including the UPI Mechanism)	Application Supported by Blocked Amount (“ASBA”) only (excluding the UPI Mechanism) except for Anchor Investors	ASBA only (including the UPI Mechanism for Bids up to ₹500,000)	ASBA only (including the UPI Mechanism)

* Assuming full subscription in the Offer

[^] A discount of up to [●]% to the Offer Price (equivalent of ₹[●] per Equity Share) may be offered to Eligible Employees bidding in the Employee Reservation Portion in accordance with the SEBI ICDR Regulations and details of which will be announced at least two Working Days prior to the Bid / Offer Opening Date.

^{^^} SEBI vide its circular no. SEBI/HO/CFD/DIL2/P/CIR/2022/75 dated May 30, 2022, has mandated that ASBA applications in public issues shall be processed only after the application monies are blocked in the bank accounts of the investors. Accordingly, Stock Exchange shall, for all categories of investors viz. QIBs, NIIs and RIIs and also for all modes through which the applications are processed, accept the ASBA applications in their electronic book building platform only with a mandatory confirmation on the application monies blocked.

[#] Eligible Employees Bidding in the Employee Reservation Portion can Bid up to a Bid Amount of ₹500,000 (net of Employee Discount,). However, a Bid by an Eligible Employee in the Employee Reservation Portion will be considered for allocation, in the first instance, for a Bid Amount of up to ₹200,000 (net of Employee Discount). In the event of under-subscription in the Employee Reservation Portion the unsubscribed portion will be available for allocation and Allotment, proportionately to all Eligible Employees who have Bid in excess of ₹200,000, subject to the maximum value of Allotment made to such Eligible Employee not exceeding ₹500,000 (net of Employee Discount). Further, an Eligible Employee Bidding in the Employee Reservation Portion can also Bid in the Net Offer and such Bids will not be treated as multiple Bids subject to applicable limits. Eligible Employee can also apply under Retail Portion or in the Non-Institutional Portion. In case of under-subscription in the Net Offer, spill-over to the extent of such under-subscription shall be permitted from the Employee Reservation Portion.

- (1) Our Company and the Selling Shareholders, in consultation with the BRLMs, may allocate up to 60% of the QIB Portion to Anchor Investors on a discretionary basis in accordance with the SEBI ICDR Regulations. One-third of the Anchor Investor Portion shall be reserved for allocation to domestic Mutual Funds, subject to valid Bids being received from domestic Mutual Funds at or above the price Anchor Investor Allocation Price. In the event of under-subscription or non-Allotment in the Anchor Investor Portion, the balance Equity Shares in the Anchor Investor Portion shall be added to the Net QIB Portion.
- (2) Subject to valid Bids being received at or above the Offer Price. This is an Offer in terms of Rule 19(2)(b) of the SCRR in compliance with Regulation 6(1) of the SEBI ICDR Regulations.
- (3) In case of joint Bids, the Bid cum Application Form should contain only the name of the first Bidder whose name should also appear as the first holder of the beneficiary account held in joint names. The signature of only such first Bidder would be required in the Bid cum Application Form and such first Bidder would be deemed to have signed on behalf of the joint holders. Our Company reserves the right to reject, in its absolute discretion, all or any multiple Bids, except as otherwise permitted, in any or all categories.
- (4) Full Bid Amount shall be payable by the Anchor Investors at the time of submission of the Anchor Investor Application Forms provided that any difference between the Anchor Investor Allocation Price and the Anchor Investor Offer Price shall be payable by the Anchor Investor Pay-In Date as indicated in the CAN.
- (5) Bids by FPIs with certain structures as described under “Offer Procedure – Bids by FPIs” beginning on page 334 and having the same PAN were collated and identified as a single Bid in the Bidding process. The Equity Shares Allocated and Allotted to such successful Bidders (with the same PAN) have been proportionately distributed.
- (6) Bidders were required to confirm and were deemed to have represented to our Company, the Selling Shareholders, the Underwriters, their respective directors, officers, agents, affiliates and representatives that they are eligible under applicable law, rules, regulations, guidelines and approvals to acquire the Equity Shares.

Eligible Employees bidding in the Employee Reservation Portion at a price within the Price Band can make payment based on Bid Amount at the time of making a Bid. Eligible Employees bidding in the Employee Reservation Portion at the Cut-Off Price have to ensure payment at the Cap Price, at the time of making a Bid.

Subject to valid Bids being received at or above the Offer Price, under-subscription, if any, in the Non-Institutional Portion and the Retail Portion would be allowed to be met with spill-over from other categories or a combination of categories at the discretion of our Company with the BRLMs and the Designated Stock Exchange, on a proportionate basis. However, under-subscription, if any, in the QIB Portion will not be allowed to be met with spill-over from other categories or a combination of categories. For further details, see “Terms of the Offer” beginning on page 321.

Employee Discount

Employee Discount, if any, will be offer to Eligible Employees bidding in the Employee Reservation Portion and, at the time of making a Bid. Eligible Employees bidding in the Employee Reservation Portion at a price within the Price Band can make payment based on Bid Amount net of Employee Discount, at the time of making a Bid. Eligible Employees bidding in the Employee Reservation Portion at the Cut-Off Price have to ensure payment at the Cap Price, Less Employee Discount, at the time of making a Bid.

OFFER PROCEDURE

All Bidders should read the General Information Document which highlights the key rules, processes and procedures applicable to public issues in general in accordance with the provisions of the Companies Act, the SCRA, the SCRR and the SEBI ICDR Regulations which is part of the abridged prospectus accompanying the Bid cum Application Form. The General Information Document is available on the website of the Stock Exchange and the BRLMs. Please refer to the relevant provisions of the General Information Document which are applicable to the Offer.

Additionally, all Bidders may refer to the General Information Document for information in relation to (i) Category of investors eligible to participate in the Offer; (ii) maximum and minimum Bid size; (iii) price discovery and allocation; (iv) Payment Instructions for ASBA Bidders/Applicants; (v) Issuance of CAN and allotment in the Offer; (vi) General instructions (limited to instructions for completing the Bid cum Application Form); (vii) Submission of Bid cum Application Form; (viii) Other Instructions (limited to joint bids in cases of individual, multiple bids and instances when an application would be rejected on technical grounds); (ix) applicable provisions of the Companies Act, 2013 relating to punishment for fictitious applications; (x) mode of making refunds; (xi) Designated Date; (xii) interest in case of delay in allotment or refund; and (xiii) disposal of applications.

SEBI vide its circular no. SEBI/HO/CFD/DIL2/CIR/P/2018/138 dated November 1, 2018 read with its circular no. SEBI/HO/CFD/DIL2/CIR/P/2019/50 dated April 3, 2019, has introduced an alternate payment mechanism using Unified Payments Interface (“UPI”) and consequent reduction in timelines for listing in a phased manner. From January 1, 2019, the UPI Mechanism for UPI Bidders applying through Designated Intermediaries was made effective along with the existing process and existing timeline of T+6 days (“UPI Phase I”). The UPI Phase I was effective till June 30, 2019. Pursuant to its circular no. SEBI/HO/CFD/DIL2/P/CIR/P/2022/45 dated April 5, 2022, the SEBI has increased the UPI limit from ₹200,000 to ₹500,000 for all the individual investors applying in public issues.

With effect from July 1, 2019, SEBI vide its circular no. SEBI/HO/CFD/DIL2/CIR/P/2019/76 dated June 28, 2019, read with circular bearing number SEBI/HO/CFD/DIL2/CIR/P/2019/85 dated July 26, 2019 with respect to Bids by RIBs through Designated Intermediaries (other than SCSBs), the existing process of physical movement of forms from such Designated Intermediaries to SCSBs for blocking of funds has been discontinued and only the UPI Mechanism for such Bids with existing timeline of T+6 days will continue for a period of three months or launch of five main board public issues, whichever is later (“UPI Phase II”). Subsequently, however, SEBI vide its circular no. SEBI/HO/CFD/DCR2/CIR/P/2019/133 dated November 8, 2019 extended the timeline for implementation of UPI Phase II till March 31, 2022. SEBI vide its circular no. SEBI/HO/CFD/DIL2/CIR/P/2020/50 dated March 30, 2020 has decided to continue with the UPI Phase II till further notice. The final reduced timeline of T+3 days for the UPI Mechanism for applications by UPI Bidders (“UPI Phase III”), and modalities of the implementation of UPI Phase III maybe notified and made effective subsequently as may be prescribed by SEBI. SEBI, vide its circular no. SEBI/HO/CFD/TPD1/CIR/P/2023/140 dated August 9, 2023 (the “T+3 Circular”), has made reduced timeline of T+3 days effective on a voluntary basis for all public issues opening on or after September 1, 2023 and on a mandatory basis for all public issues opening on or after December 1, 2023. The Offer will be undertaken pursuant to the processes and procedures under UPI Phase II, subject to any circulars, clarification or notification issued by the SEBI from time to time. Further, SEBI vide its circular no. SEBI/HO/CFD/DIL2/CIR/P/2021/2480/1/M dated March 16, 2021, as amended pursuant to SEBI circular no. SEBI/HO/CFD/DIL2/P/CIR/2021/570 dated June 2, 2021, and the provisions of this circular are deemed to form part of this Red Herring Prospectus. Further, pursuant to SEBI circular no. SEBI/HO/CFD/DIL2/P/CIR/P/2022/45 dated April 5, 2022, all individual bidders in initial public offerings (opening on or after May 1, 2022) whose application sizes are up to ₹500,000 shall use the UPI Mechanism and shall also provide their UPI ID in the Bid cum Application Form submitted with Syndicate Member, Registered Brokers, Collecting Depository Participants and Registrar has introduced certain additional measures for streamlining the process of initial public offers and redressing investor grievances. This circular shall come into force for initial public offers opening on or after May 1, 2021, except as amended pursuant to SEBI circular SEBI/HO/CFD/DIL2/P/CIR/2021/570 dated June 2, 2021 and the provisions of this circular are deemed to form part of this Red Herring Prospectus.

In case of any delay in unblocking of amounts in the ASBA Accounts (including amounts blocked through the UPI Mechanism) exceeding four Working Days from the Bid/Offer Closing Date, the Bidder shall be compensated at a uniform rate of ₹100 per day for the entire duration of delay exceeding four Working Days from the Bid/Offer Closing Date by the intermediary responsible for causing such delay in unblocking. The BRLMs shall, in their sole discretion, identify and fix the liability on such intermediary or entity responsible for such delay in unblocking has reduced the timelines for refund of Application money to four days.

Subsequently, pursuant to SEBI circular no. SEBI/HO/CFD/DIL2/P/CIR/2022/75 dated May 30, 2022, applications made using the ASBA facility in initial public offerings (opening on or after September 1, 2022) shall be processed only after application monies are blocked in the bank accounts of investors (all categories). Accordingly, Stock Exchange shall, for all categories of investors viz. Retail Individual Bidders, QIBs, Non-Institutional Bidders and other reserved categories and also for all modes through which the applications are processed, accept the ASBA applications in their electronic book building platform only with a mandatory confirmation on the application monies blocked. Furthermore, pursuant to SEBI circular no. SEBI/HO/CFD/DIL2/P/CIR/P/2022/45 dated April 5, 2022, all individual bidders in initial public offerings (opening on or after May 1, 2022) whose application sizes are up to ₹0.5 million shall use the UPI Mechanism. Subsequently, pursuant to SEBI circular no. SEBI/HO/CFD/DIL2/P/CIR/2022/75 dated May 30, 2022, applications made using the ASBA facility in initial public offerings (opening on or after September 1, 2022) shall be processed only after application monies are blocked in the

bank accounts of investors (all categories).

Bidders are advised to make their independent investigations and ensure that their Bids are submitted in accordance with applicable laws and did not exceed the investment limits or maximum number of the Equity Shares that can be held by them under applicable law or as specified in this Red Herring Prospectus and the Prospectus.

Book Building Procedure

The Offer was made through the Book Building Process in accordance with Regulation 6(1) of the SEBI ICDR Regulations wherein not more than 50% of the Net Offer was available for allocation to QIBs on a proportionate basis, provided that our Company and the Selling Shareholders, in consultation with the BRLMs, allocated up to 60% of the QIB Portion to Anchor Investors on a discretionary basis in accordance with the SEBI ICDR Regulations, of which one-third was reserved for domestic Mutual Funds, subject to valid Bids having been received from them at or above the Anchor Investor Allocation Price. 5% of the Net QIB Portion (excluding the Anchor Investor Portion) was made available for allocation on a proportionate basis to Mutual Funds only, and the remainder of the QIB Portion was made available for allocation on a proportionate basis to all QIB Bidders (other than Anchor Investors), including Mutual Funds, subject to valid Bids having been received at or above the Offer Price. Further, subject to availability of Equity Shares in the respective categories, not less than 15% of the Net Offer was made available for allocation to Non-Institutional Investors of which one-third of the Non-Institutional Category was made available for allocation to Bidders with an application size of more than ₹200,000 and up to ₹1,000,000 and two-thirds of the Non-Institutional Category was made available for allocation to Bidders with an application size of more than ₹1,000,000 and under-subscription in either of these two sub-categories of Non-Institutional Category was allocated to Bidders in the other sub-category of Non-Institutional Category. Further, not less than 35% of the Net Offer was made available for allocation to Retail Individual Bidders, in accordance with the SEBI ICDR Regulations, subject to valid Bids being received at or above the Offer Price. The Equity Shares, on Allotment, shall be traded only in the dematerialised segment of the Stock Exchange.

Subject to valid Bids being received at or above the Offer Price, under-subscription, if any, in any category except in the QIB Portion, would be allowed to be met with spill-over from any other category or combination of categories, at the discretion of our Company and the Selling Shareholder, in consultation with the Book Running Lead Managers, and the Designated Stock Exchange and subject to applicable laws. Under-subscription, if any, in the QIB Portion, would not be allowed to be met with spill-over from any other category or a combination of categories. Further, in the event of an under-subscription in the Employee Reservation Portion, such unsubscribed portion may be Allotted on a proportionate basis to Eligible Employees Bidding in the Employee Reservation Portion, for a value in excess of ₹200,000 (net of Employee Discount), subject to the total Allotment to an Eligible Employee not exceeding ₹500,000 (net of Employee Discount). The unsubscribed portion, if any, in the Employee Reservation Portion shall be added to the Net Offer. A discount of up to [●]% to the Offer Price (equivalent of ₹[●] per Equity Share) may be offered to Eligible Employees bidding in the Employee Reservation Portion in accordance with the SEBI ICDR Regulations.

Investors should note that the Equity Shares will be Allotted to all successful Bidders only in dematerialised form. The Bid cum Application Forms which do not have the details of the Bidders' depository account, including DP ID, Client ID, PAN and UPI ID, for UPI Bidders using the UPI Mechanism, shall be treated as incomplete and will be liable to be rejected. Bidders will not have the option of being Allotted Equity Shares in physical form. Eligible Employees in the Employee Reservation Portion Bidding using the UPI Mechanism shall be treated as incomplete and will be rejected. However, they may get the Equity Shares rematerialized subsequent to Allotment of the Equity Shares in the Offer.

Investors must ensure that their PAN is linked with Aadhaar and are in compliance with CBDT notification dated February 13, 2020 and press release dated June 25, 2021.

Phased implementation of Unified Payments Interface

SEBI has issued the UPI Circulars in relation to streamlining the process of public issue of inter alia, equity shares. Pursuant to the UPI Circulars, the UPI Mechanism has been introduced in a phased manner as a payment mechanism (in addition to mechanism of blocking funds in the account maintained with SCSBs under ASBA) for applications by UPI Bidders through Designated Intermediaries with the objective to reduce the time duration from public issue closure to listing from six Working Days to up to three Working Days. Considering the time required for making necessary changes to the systems and to ensure complete and smooth transition to the UPI payment mechanism, the UPI Circulars have introduced the UPI Mechanism in three phases in the following manner:

Phase I: This phase was applicable from January 1, 2019 until March 31, 2019 or floating of five main board public issues, whichever was later. Subsequently, the timeline for implementation of Phase I was extended till June 30, 2019. Under this phase, a RIB had the option to submit the ASBA Form with any of the Designated Intermediary and use his/ her UPI ID for the purpose of blocking of funds. The time duration from public issue closure to listing continued to be six Working Days.

Phase II: This phase has become applicable from July 1, 2019 and was to initially continue for a period of three months or floating of five main board public issues, whichever is later. SEBI vide its circular no. SEBI/HO/CFD/DCR2/CIR/P/2019/133 dated November 8, 2019 has decided to extend the timeline for implementation of UPI Phase II until March 31, 2022. Subsequently, SEBI vide its circular no. SEBI/HO/CFD/DIL2/CIR/P/2020/50 dated March 30, 2020 extended the timeline for implementation of UPI Phase II till further notice. Under this phase, submission of the ASBA Form by RIBs through Designated Intermediaries (other than SCSBs) to SCSBs for blocking of funds has been discontinued and replaced by the UPI Mechanism.

However, the time duration from public issue closure to listing continues to be six Working Days during this phase.

Phase III/T+3: This phase has become applicable on a voluntary basis for all issues opening on or after September 1, 2023 and on a mandatory basis for all issues opening on or after December 1, 2023. In this phase, the time duration from public issue closure to listing would be reduced to three Working Days.

The Offer will be made under UPI Phase II of the UPI Circular, unless UPI Phase III of the UPI Circular becomes effective and applicable on or prior to the Bid/Issue Opening Date. If the Offer is made under UPI Phase III of the UPI Circular, the same will be advertised in: (i) all editions of Financial Express, a English national daily newspaper; (ii) all editions of Jansatta, a Hindi national daily newspaper and (iii) all editions of Navshakti, a Marathi national daily newspaper (Marathi being the regional language of Maharashtra, where our Registered and Corporate Office is located) each with wide circulation on or prior to the Bid/Issue Opening Date and such advertisement shall also be made available to the Stock Exchange for the purpose of uploading on their websites.

Pursuant to the SEBI circular no. SEBI/HO/CFD/DIL2/CIR/P/2021/2480/1/M dated March 16, 2021 issued by SEBI, as amended by the SEBI circular no. SEBI/HO/CFD/DIL2/P/CIR/2021/570 dated June 2, 2021 and SEBI circular no. SEBI/HO/CFD/DIL2/CIR/P/2022/51 dated April 20, 2022 (the “**UPI Streamlining Circular**”), SEBI has set out specific requirements for redressal of investor grievances for applications that have been made through the UPI Mechanism. The requirements of the UPI Streaming Circular include, appointment of a nodal officer by the SCSB and submission of their details to SEBI, the requirement for SCSBs to send SMS alerts for the blocking and unblocking of UPI mandates, the requirement for the Registrar to submit details of cancelled, withdrawn or deleted applications, and the requirement for the bank accounts of unsuccessful Bidders to be unblocked no later than one day from the date on which the Basis of Allotment is finalised. Failure to unblock the accounts within the timeline would result in the SCSBs being penalised under the relevant securities law. Additionally, if there is any delay in the redressal of investors’ complaints, the relevant SCSB as well as the post-Offer BRLM will be required to compensate the concerned investor.

The processing fees for applications made by UPI Bidders using the UPI Mechanism may be released to the remitter banks (SCSBs) only after such banks provide a written confirmation on compliance with SEBI circular no. SEBI/HO/CFD/DIL2/P/CIR/2021/570 dated June 2, 2021 read with SEBI circular no. SEBI/HO/CFD/DIL2/CIR/P/2021/2480/1/M dated March 16, 2021 and SEBI circular no. SEBI/HO/CFD/DIL2/CIR/P/2022/51 dated April 20, 2022.

All SCSBs offering the facility of making application in public issues shall also provide facility to make application using UPI.

Our Company will be required to appoint one of the SCSBs as a sponsor bank to act as a conduit between the Stock Exchange and NPCI in order to facilitate collection of requests and / or payment instructions of the Retail Individual Bidders using the UPI.

For further details, refer to the General Information Document available on the website of the Stock Exchange and the BRLMs.

Bid cum Application Form

Copies of the Bid cum Application Form (other than for Anchor Investors) and the abridged prospectus will be available with the Designated Intermediaries at the Bidding Centers, and our Registered and Corporate Office. An electronic copy of the Bid cum Application Form will also be available for download on the website BSE (www.bseindia.com) at least one day prior to the Bid/ Offer Opening Date.

Copies of the Anchor Investor Application Form shall be made available at the offices of the BRLMs.

All Bidders (other than Anchor Investors) are required to participate in the Offer only through the ASBA process. Anchor Investors shall not be permitted to participate in the Offer through the ASBA process. The UPI Bidders shall Bid through the UPI Mechanism for submitting their bids to Designated Intermediaries and are allowed to use ASBA Process by way of ASBA Forms to submit their bids directly to SCSBs. Anchor Investors are not permitted to participate in the Offer through the ASBA process.

UPI Bidders bidding using the UPI Mechanism must provide the valid UPI ID in the relevant space provided in the Bid cum Application Form and the Bid cum Application Form that do not contain the UPI ID are liable to be rejected.

UPI Bidders (using UPI Mechanism) shall be required to provide bank account details and authorisation to block funds in their respective ASBA Accounts in the relevant space provided in the ASBA Form and the ASBA Forms that do not contain such details will be liable to be rejected or the UPI ID, as applicable, in the relevant space provided in the ASBA Form.

ASBA Bidders shall be required to ensure that the Bids are being made on ASBA Forms bearing the stamp of the Designated Intermediary, are submitted at the Bidding Centres only (except in case of electronic ASBA Forms) and the ASBA Forms not bearing such specified stamp will be liable to be rejected. UPI Bidders using UPI Mechanism, shall be required to submit their ASBA Forms, including details of their UPI IDs, with the Syndicate, Sub-Syndicate members, Registered Brokers, RTAs or CDPs. RIBs authorising an SCSB to block the Bid Amount in the ASBA Account are required to submit their ASBA Forms with the SCSBs. ASBA Bidders must ensure that the ASBA Account has sufficient credit balance such that an amount

equivalent to the full Bid Amount can be blocked by the SCSB or the Sponsor Bank, as applicable at the time of submitting the Bid. In order to ensure timely information to investors, SCSBs are required to send SMS alerts to investors intimating them about Bid Amounts blocked/ unblocked. The ASBA Bidders shall ensure that they have sufficient balance in their bank accounts to be blocked through ASBA for their respective Bid as the application made by a Bidder shall only be processed after the Bid amount is blocked in the ASBA account of the Bidder pursuant to SEBI circular number SEBI/HO/CFD/DIL2/P/CIR/2022/75 dated May 30, 2022.

The prescribed colour of the Bid cum Application Form for the various categories is as follows:

Category	Colour of Bid cum Application Form*
Resident Indians, including resident QIBs, Non-Institutional Bidders, Retail Individual Bidders and Eligible NRIs applying on a non-repatriation basis	White
FPIs applying on a repatriation basis	Blue
Anchor Investors	White
Eligible Employees Bidding in the Employee Reservation Portion	Pink

* Excluding electronic Bid cum Application Forms

Notes:

- (1) Electronic Bid cum Application forms and the abridged prospectus shall also made available for download on the website of BSE (www.bseindia.com)
- (2) Bid cum Application Forms for Anchor Investors shall be available at the offices of the BRLMs.
- (3) Bid cum Application Forms for Eligible Employees will be available only at our branches and offices in India.

In case of ASBA forms, the relevant Designated Intermediaries are required to upload the relevant bid details in the electronic bidding system of the Stock Exchange and the Stock Exchange shall accept the ASBA applications in their electronic bidding system only with a mandatory confirmation on the application monies blocked. For UPI Bidders using UPI Mechanism, the Stock Exchange shall share the Bid details (including UPI ID) with the Sponsor Bank on a continuous basis to enable the Sponsor Bank to initiate UPI Mandate Request to UPI Bidders for blocking of funds. For ASBA Forms (other than UPI Bidders using UPI Mechanism) Designated Intermediaries (other than SCSBs) shall submit/ deliver the ASBA Forms to the respective SCSB where the Bidder has an ASBA bank account and shall not submit it to any non-SCSB bank or any Escrow Collection Bank.

The Sponsor Bank shall initiate request for blocking of funds through NPCI to UPI Bidders, who shall accept the UPI Mandate Request for blocking of funds on their respective mobile applications associated with UPI ID linked bank account. The NPCI shall maintain an audit trail for every Bid entered in the Stock Exchange bidding platform, and the liability to compensate UPI Bidders (Bidding through UPI Mechanism) in case of failed transactions shall be with the concerned entity (i.e. the Sponsor Bank, NPCI or the issuer bank) at whose end the lifecycle of the transaction has come to a halt. The NPCI shall share the audit trail of all disputed transactions/ investor complaints to the Sponsor Banks and the issuer bank. The Sponsor Banks and the Bankers to the Offer shall provide the audit trail to the BRLMs for analysing the same and fixing liability. For ensuring timely information to investors, SCSBs shall send SMS alerts for mandate block and unblock including details specified in SEBI circular no. SEBI/HO/CFD/DIL2/CIR/P/2021/2480/1/M dated March 16, 2021, as amended pursuant to SEBI circular no. SEBI/HO/CFD/DIL2/P/CIR/2021/570 dated June 2, 2021 and SEBI Circular No: SEBI/HO/CFD/DIL2/CIR/P/2022/51 dated April 20, 2022. The NPCI shall maintain an audit trail for every bid entered in the Stock Exchange bidding platform, and the liability to compensate UPI Bidders (using the UPI Mechanism) in case of failed transactions shall be with the concerned entity (i.e., the Sponsor Banks, NPCI or the bankers to an Issue) at whose end the lifecycle of the transaction has come to a halt. The NPCI shall share the audit trail of all disputed transactions/ investor complaints to the Sponsor Banks and the bankers to an Offer.

The Sponsor Bank will undertake a reconciliation of Bid responses received from Stock Exchange and sent to NPCI and will also ensure that all the responses received from NPCI are sent to the Stock Exchange platform with detailed error code and description, if any. Further, the Sponsor Bank will undertake reconciliation of all Bid requests and responses throughout their lifecycle on daily basis and share reports with the BRLMs in the format and within the timelines as specified under the UPI Circulars. Sponsor Bank and issuer banks shall download UPI settlement files and raw data files from the NPCI portal after every settlement cycle and do a three way reconciliation with UPI switch data, CBS data and UPI raw data. NPCI is to coordinate with issuer banks and Sponsor Banks on a continuous basis.

ELECTRONIC REGISTRATION OF BIDS

- a. The Designated Intermediary may register the Bids using the on-line facilities of the Stock Exchange. The Designated Intermediaries can also set up facilities for off-line electronic registration of Bids, subject to the condition that they may subsequently upload the off-line data file into the on-line facilities for Book Building on a regular basis before the closure of the Offer.
- b. On the Bid/Issue Closing Date, the Designated Intermediaries may upload the Bids till such time as may be permitted by the Stock Exchange and as disclosed in this Red Herring Prospectus.
- c. Only Bids that are uploaded on the Stock Exchange Platform are considered for allocation/Allotment. The Designated Intermediaries are given till 5:00 pm on the Bid/Issue Closing Date to modify select fields uploaded in the Stock Exchange Platform during the Bid/Offer Period after which the Stock Exchange(s) send the bid information to the Registrar to the Offer for further processing.

Participation by the BRLMs and the Syndicate Member

The BRLMs and the Syndicate Member shall not be allowed to purchase Equity Shares in this Offer in any manner, except towards fulfilling their underwriting obligations. However, the associates and affiliates of the BRLMs and the Syndicate Member may Bid for Equity Shares in the Offer, either in the QIB Portion or in the Non-Institutional Portion as may be applicable to such Bidders, where the allocation is on a proportionate basis and such subscription may be on their own account or on behalf of their clients. All categories of investors, including associates or affiliates of the BRLMs and Syndicate Member, shall be treated equally for the purpose of allocation to be made on a proportionate basis.

Except Mutual Funds, AIFs or FPIs other than individuals, corporate bodies and family offices which are associates of the BRLMs or insurance companies promoted by entities which are associate of BRLMs or pension funds sponsored by the entities which are associate of the BRLMs or FPIs, FPIs other than individuals, corporate bodies and family offices sponsored by the entities which are associates of the BRLMs, no BRLMs or their respective associates can apply in the Offer under the Anchor Investor Portion.

Further, an Anchor Investor shall be deemed to be an associate of the BRLMs, if: (a) either of them controls, directly or indirectly through its subsidiary or holding company, not less than 15% of the voting rights in the other; or (b) either of them, directly or indirectly, by itself or in combination with other persons, exercises control over the other; or (c) there is a common director, excluding a nominee director, amongst the Anchor Investor and the BRLMs.

Bids by Mutual Funds

With respect to Bids by Mutual Funds, a certified copy of their SEBI registration certificate must be lodged along with the Bid cum Application Form. Failing this, our Company and the Selling Shareholders reserve the right to reject any Bid without assigning any reason thereof.

Bids made by asset management companies or custodians of Mutual Funds shall specifically state names of the concerned schemes for which such Bids are made.

In case of a Mutual Fund, a separate Bid can be made in respect of each scheme of the Mutual Fund registered with SEBI and such Bids in respect of more than one scheme of the Mutual Fund will not be treated as multiple Bids provided that the Bids clearly indicate the scheme concerned for which the Bid has been made.

No Mutual Fund scheme shall invest more than 10% of its net asset value in equity shares or equity related instruments of any single company provided that the limit of 10% shall not be applicable for investments in case of index funds or sector or industry specific schemes. No Mutual Fund under all its schemes should own more than 10% of any company's paid-up share capital carrying voting rights.

Bids by Eligible NRIs

Eligible NRIs may obtain copies of Bid cum Application Form from the Designated Intermediaries. Only Bids accompanied by payment in Indian Rupees or freely convertible foreign exchange will be considered for Allotment. Eligible NRI Bidders bidding on a repatriation basis by using the Non-Resident Forms should authorize their respective SCSB or confirm or accept the UPI Mandate Request (in case of UPI Bidders Bidding through the UPI Mechanism) to block their Non-Resident External ("NRE") accounts, or Foreign Currency Non-Resident ("FCNR") Accounts, and eligible NRI Bidders bidding on a non-repatriation basis by using Resident Forms should authorize their respective SCSB or confirm or accept the UPI Mandate Request (in case of UPI Bidders Bidding through the UPI Mechanism) to block their Non-Resident Ordinary ("NRO") accounts for the full Bid Amount, at the time of the submission of the Bid cum Application Form. Participation of Eligible NRIs in the Offer shall be subject to the FEMA Regulations. NRIs applying in the Offer through the UPI Mechanism are advised to enquire with the relevant bank, whether their account is UPI linked, prior to submitting a Bid cum Application Form.

Eligible NRIs Bidding on non-repatriation basis are advised to use the Bid cum Application Form for residents (white in colour). Eligible NRIs Bidding on a repatriation basis are advised to use the Bid cum Application Form meant for Non-Residents (blue in colour).

For details of investment by NRIs, see "*Restrictions on Foreign Ownership of Indian Securities*" beginning on page 347. Participation of Eligible NRIs shall be subject to the FEMA Non-debt Instruments Rules.

Bids by HUFs

Bids by Hindu Undivided Families or HUFs, are required to be made in the individual name of the *Karta*. The Bidder/Applicant are required to specify that the Bid is being made in the name of the HUF in the Bid cum Application Form/Application Form as follows: "Name of sole or first Bidder/Applicant: XYZ Hindu Undivided Family applying through XYZ, where XYZ is the name of the *Karta*". Bids/Applications by HUFs are considered at par with Bids/Applications from individuals.

Bids by FPIs

In case of Bids made by FPIs, a certified copy of the certificate of registration issued under the SEBI FPI Regulations is required to be attached to the Bid cum Application Form, failing which our Company reserves the right to reject any Bid without

assigning any reason.

To ensure compliance with the above requirement, SEBI, pursuant to its circular dated July 13, 2018, has directed that at the time of finalisation of the Basis of Allotment, the Registrar shall (i) use the PAN issued by the Income Tax Department of India for checking compliance for a single FPI; and (ii) obtain validation from Depositories for the FPIs who have invested in the Offer to ensure there is no breach of the investment limit, within the timelines for issue procedure, as prescribed by SEBI from time to time.

In terms of the SEBI FPI Regulations, the investment in Equity Shares by a single FPI or an investor group (which means multiple entities registered as FPIs and directly or indirectly having common ownership of more than 50% or common control) must be below 10% of our post-Offer Equity Share capital. Further, in terms of the FEMA Non-Debt Instruments Rules, the total holding by each FPI or an investor group shall be below 10% of the total paid-up Equity Share capital of our Company and the total holdings of all FPIs put together with effect from April 1, 2020, can be up to the sectoral cap applicable to the sector in which our Company operates (i.e., up to 100%). In terms of the FEMA Non-Debt Instruments Rules, for calculating the aggregate holding of FPIs in a company, holding of all registered FPIs shall be included.

In case of Bids made by FPIs, a certified copy of the certificate of registration issued under the SEBI FPI Regulations is required to be attached to the Bid cum Application Form, failing which our Company reserves the right to reject any Bid without assigning any reason.

To ensure compliance with the above requirement, SEBI, pursuant to its circular dated July 13, 2018, has directed that at the time of finalisation of the Basis of Allotment, the Registrar shall (i) use the PAN issued by the Income Tax Department of India for checking compliance for a single FPI; and (ii) obtain validation from Depositories for the FPIs who have invested in the Offer to ensure there is no breach of the investment limit, within the timelines for issue procedure, as prescribed by SEBI from time to time.

A FPI may purchase or sell equity shares of an Indian company which is listed or to be listed on a recognized stock exchange in India, and/ or may purchase or sell securities other than equity instruments.

The FEMA Rules were enacted on October 17, 2019 in supersession of the Foreign Exchange Management (Transfer or Issue of Security by a Person Resident Outside India) Regulations, 2017, except for things done or omitted to be done before such supersession.

FPIs are permitted to participate in the Offer subject to compliance with conditions and restrictions which may be specified by the Government from time to time. In terms of the FEMA Non-debt Instruments Rules, for calculating the aggregate holding of FPIs in a company, holding of all registered FPIs shall be included.

Subject to compliance with all applicable Indian laws, rules, regulations, guidelines and approvals in terms of Regulation 21 of the SEBI FPI Regulations, an FPI, may issue, subscribe to or otherwise deal in offshore derivative instruments (as defined under the SEBI FPI Regulations as any instrument, by whatever name called, which is issued overseas by a FPI against securities held by it in India, as its underlying) directly or indirectly, only in the event (i) such offshore derivative instruments are issued only by persons registered as Category I FPIs; (ii) such offshore derivative instruments are issued only to persons eligible for registration as Category I FPIs; (iii) such offshore derivative instruments are issued after compliance with 'know your client' norms; and (iv) such other conditions as may be specified by SEBI from time to time.

In case the total holding of an FPI increases beyond 10% of the total paid-up Equity Share capital, on a fully diluted basis or 10% or more of the paid-up value of any series of debentures or preference shares or share warrants issued that may be issued by our Company, the total investment made by the FPI will be re-classified as FDI subject to the conditions as specified by SEBI and the RBI in this regard and our Company and the investor will be required to comply with applicable reporting requirements.

An FPI issuing offshore derivative instruments is also required to ensure that any transfer of offshore derivative instrument is made by, or on behalf of it subject to, *inter alia*, the following conditions:

- (a) each offshore derivative instruments are transferred to persons subject to fulfilment of SEBI FPI Regulations; and
- (b) prior consent of the FPI is obtained for such transfer, except when the persons to whom the offshore derivative instruments are to be transferred to are pre-approved by the FPI.

The FPIs who wish to participate in the Offer are advised to use the Bid cum Application Form for non-residents

Further, Bids received from FPIs bearing the same PAN will be treated as multiple Bids and are liable to be rejected, except for Bids from FPIs that utilize the multiple investment manager structure in accordance with the Operational Guidelines for Foreign Portfolio Investors and Designated Depository Participants which were issued in November 2019 to facilitate implementation of SEBI (Foreign Portfolio Investors) Regulations, 2019 (such structure "**MIM Structure**") provided such Bids have been made with different beneficiary account numbers, Client IDs and DP IDs. Accordingly, it should be noted that multiple Bids received from FPIs, who do not utilize the MIM Structure, and bear the same PAN, are liable to be rejected. In order to ensure valid Bids, FPIs making multiple Bids using the same PAN, and with different beneficiary account numbers, Client IDs and

DP IDs, were required to provide a confirmation along with each of their Bid cum Application Forms that the relevant FPIs making multiple Bids utilize the MIM Structure and indicate the names of their respective investment managers in such confirmation. In the absence of such confirmation from the relevant FPIs, such multiple Bids will be rejected.

Bids by SEBI registered VCFs and AIFs

The Securities and Exchange Board of India (Venture Capital Funds) Regulations, 1996 as amended, (“**SEBI VCF Regulations**”) as amended, *inter alia* prescribe the investment restrictions on VCFs, registered with SEBI. Further, the Securities and Exchange Board of India (Alternative Investment Funds) Regulations, 2012 (“**SEBI AIF Regulations**”) prescribe, amongst others, the investment restrictions on AIFs. Accordingly, the holding in any company by any individual VCF registered with SEBI should not exceed 25% of the corpus of the VCF. Further, VCFs can invest only up to 33.33% of the investible funds in various prescribed instruments, including in public offerings.

Category I and II AIFs cannot invest more than 25% of the investible funds in one investee company. A Category III AIF cannot invest more than 10% of the investible funds in one investee company. Additionally, the VCFs which have not re-registered as an AIF under the SEBI AIF Regulations shall continue to be regulated by the SEBI VCF Regulations until the existing fund or scheme managed by the fund is wound up.

Further, the shareholding of VCFs, Category I AIFs or Category II AIFs holding equity shares of a company prior to an initial public offering being undertaken by such company, shall be exempt from lock-in requirements, Provided that such equity shares shall be locked in for a period of at least one year from the date of purchase by the VCF or Category I AIFs or Category II AIFs.

There is no reservation for Eligible NRI Bidders, AIFs and FPIs. All Bidders will be treated on the same basis with other categories for the purpose of allocation.

All non-resident investors should note that refunds (in case of Anchor Investors), dividends and other distributions, if any, will be payable in Indian Rupees only and net of bank charges and commission.

Our Company, the Selling Shareholders or the BRLMs will not be responsible for loss, if any, incurred by the Bidder on account of conversion of foreign currency.

Bids by limited liability partnerships

In case of Bids made by limited liability partnerships registered under the Limited Liability Partnership Act, 2008, a certified copy of certificate of registration issued under the Limited Liability Partnership Act, 2008, must be attached to the Bid cum Application Form. Failing this, our Company and the Selling Shareholders, in consultation with the BRLMs reserves the right to reject any Bid without assigning any reason thereof.

Bids by banking companies

In case of Bids made by banking companies registered with RBI, certified copies of: (i) the certificate of registration issued by RBI, and (ii) the approval of such banking company’s investment committee are required to be attached to the Bid cum Application Form, failing which our Company and the Selling Shareholders in consultation with the BRLMs reserve the right to reject any Bid without assigning any reason.

The investment limit for banking companies in non-financial services companies as per the Banking Regulation Act, 1949 (the “**Banking Regulation Act**”), and Master Direction – Reserve Bank of India (Financial Services provided by Banks) Directions, 2016 is 10% of the paid-up share capital of the investee company or 10% of the bank’s own paid-up share capital and reserves, whichever is less. Further, the aggregate investment in subsidiaries and other entities engaged in financial and non-financial services company cannot exceed 20% of the bank’s paid-up share capital and reserves. A banking company may hold up to 30% of the paid-up share capital of the investee company with the prior approval of the RBI, provided that the investee company is engaged in non-financial activities in which banking companies are permitted to engage under the Banking Regulation Act or the additional acquisition is through restructuring of debt/corporate debt restructuring/strategic debt restructuring, or to protect the bank’s interest on loans/investments made to a company. The bank is required to submit a time-bound action plan for disposal of such shares within a specified period to the RBI. A banking company would require a prior approval of the RBI to make investment in excess of 30% of the paid-up share capital of the investee company, investment in a subsidiary and a financial services company that is not a subsidiary (with certain exceptions prescribed), and investment in a non-financial services company in excess of 10% of such investee company’s paid-up share capital as stated in the Reserve Bank of India (Financial Services provided by Banks) Directions, 2016, as amended. Bids by banking companies should not exceed the investment limits prescribed for them under the applicable laws.

Bids by SCSBs

SCSBs participating in the Offer are required to comply with the terms of the SEBI circulars (Nos. CIR/CFD/DIL/12/2012 and CIR/CFD/DIL/1/2013) dated September 13, 2012 and January 2, 2013. Such SCSBs are required to ensure that for making applications on their own account using ASBA, they should have a separate account in their own name with any other SEBI registered SCSBs. Further, such account shall be used solely for the purpose of making application in public issues and clear demarcated funds should be available in such account for such applications.

Bids by insurance companies

In case of Bids made by insurance companies registered with the IRDAI, a certified copy of certificate of registration issued by IRDAI must be attached to the Bid cum Application Form. Failing this, our Company and the Selling Shareholders in consultation with the BRLMs reserve the right to reject any Bid without assigning any reason thereof.

The exposure norms for insurers, prescribed under the Insurance Regulatory and Development Authority (Investment) Regulations, 2016 as amended are broadly set forth below:

- (a) equity shares of a company: the lower of 10%* of the outstanding equity shares (face value) or 10% of the respective fund in case of life insurer or 10% of investment assets in case of general insurer or reinsurer;
- (b) the entire group of the investee company: not more than 15% of the respective fund in case of a life insurer or 15% of investment assets in case of a general insurer or reinsurer or 15% of the investment assets in all companies belonging to the group, whichever is lower; and
- (c) the industry sector in which the investee company operates: not more than 15% of the fund of a life insurer or a general insurer or a reinsurer or 15% of the investment asset, whichever is lower.

The maximum exposure limit, in the case of an investment in equity shares, cannot exceed the lower of an amount of 10% of the investment assets of a life insurer or general insurer and the amount calculated under (a), (b) and (c) above, as the case may be.

** The above limit of 10% shall stand substituted as 15% of outstanding equity shares (face value) for insurance companies with investment assets of ₹2,500,000 million or more and 12% of outstanding equity shares (face value) for insurers with investment assets of ₹500,000 million or more but less than ₹2,500,000 million.*

Insurance companies participating in this Offer shall comply with all applicable regulations, guidelines and circulars issued by IRDAI from time to time.

Bids by provident funds/pension funds

In case of Bids made by provident funds/pension funds, subject to applicable laws, with minimum corpus of ₹250 million, a certified copy of a certificate from a chartered accountant certifying the corpus of the provident fund/pension fund must be attached to the Bid cum Application Form. Failing this, our Company and the Selling Shareholders in consultation with the BRLMs reserves the right to reject any Bid, without assigning any reason thereof.

Bids under Power of Attorney

In case of Bids made pursuant to a power of attorney or by limited companies, corporate bodies, registered societies, Eligible FPIs, Mutual Funds, insurance companies, insurance funds set up by the army, navy or air force of the India, insurance funds set up by the Department of Posts, India or the National Investment Fund and provident funds with a minimum corpus of ₹250 million (subject to applicable law) and pension funds with a minimum corpus of ₹250 million registered with the Pension Fund Regulatory and Development Authority established under section 3(1) of the Pension Fund Regulatory and Development Authority Act, 2013, a certified copy of the power of attorney or the relevant resolution or authority, as the case may be, along with a certified copy of the memorandum of association and articles of association and/or bye laws must be lodged along with the Bid cum Application Form. Failing this, our Company and the Selling Shareholders, in consultation with the BRLMs reserves the right to accept or reject any Bid in whole or in part, in either case, without assigning any reason thereof.

Our Company and the Selling Shareholders, in consultation with BRLMs in their absolute discretion, reserve the right to relax the above condition of simultaneous lodging of the power of attorney along with the Bid cum Application Form subject to the terms and conditions that our Company and the Selling Shareholders, in consultation with the BRLMs may deem fit.

Bids by Systemically Important Non-Banking Financial Companies

In case of Bids made by Systemically Important Non-Banking Financial Companies registered with RBI, certified copies of: (i) the certificate of registration issued by RBI, (ii) certified copy of its last audited financial statements on a standalone basis and a Net Worth certificate from its statutory auditor, and (iii) such other approval as may be required by the Systemically Important Non-Banking Financial Companies, are required to be attached to the Bid cum Application Form. Failing this, our Company and the Selling Shareholders, in consultation with the BRLMs, reserves the right to reject any Bid without assigning any reason thereof. Systemically Important NBFCs participating in the Offer shall comply with all applicable regulations, guidelines and circulars issued by RBI from time to time.

The investment limit for Systemically Important NBFCs shall be as prescribed by RBI from time to time.

In accordance with existing regulations issued by the RBI, OCBs cannot participate in this Offer.

The above information is given for the benefit of the Bidders. Our Company, the Selling Shareholders and the BRLMs are not liable for any amendments or modification or changes in applicable laws or regulations, which may occur after

the date of this Red Herring Prospectus. Bidders are advised to make their independent investigations and ensure that any single Bid from them does not exceed the applicable investment limits or maximum number of the Equity Shares that can be held by them under applicable law or regulation or as specified in this Red Herring Prospectus and the Prospectus.

Bids by Eligible Employees

The Bid must be for a minimum of [●] Equity Shares and in multiples of [●] Equity Shares thereafter so as to ensure that the Bid Amount payable by the Eligible Employee does not exceed ₹500,000 (net of Employee Discount). However, the initial allocation to an Eligible Employee in the Employee Reservation Portion shall not exceed ₹200,000 (net of Employee Discount). Allotment in the Employee Reservation Portion will be as detailed in the section “*Offer Structure*” beginning on page 326.

However, Allotments to Eligible Employees in excess of ₹200,000 (net of Employee Discount) shall be considered on a proportionate basis, in the event of undersubscription in the Employee Reservation Portion, subject to the total Allotment to an Eligible Employee not exceeding ₹500,000 (net of Employee Discount). Subsequent undersubscription, if any, in the Employee Reservation Portion shall be added back to the Net Offer. Eligible Employees Bidding in the Employee Reservation Portion may Bid at the Cut-off Price.

Bids under the Employee Reservation Portion by Eligible Employees shall be:

1. Made only in the prescribed Bid cum Application Form or Revision Form.
2. Only Eligible Employees (excluding such other persons not eligible under applicable laws, rules, regulations and guidelines) would be eligible to apply in this Offer under the Employee Reservation Portion.
3. In case of joint bids, the sole/ First Bidder shall be the Eligible Employee.
4. Bids by Eligible Employees may be made at Cut-off Price.
5. Only those Bids, which are received at or above the Offer Price, net of Employee Discount, if any, would be considered for allocation under this portion.
6. The Bids must be for a minimum of [●] Equity Shares and in multiples of [●] Equity Shares thereafter so as to ensure that the Bid Amount payable by the Eligible Employee subject to a maximum Bid Amount of ₹500,000 (net of Employee Discount).
7. If the aggregate demand in this portion is less than or equal to [●] Equity Shares at or above the Offer Price, full allocation shall be made to the Eligible Employees to the extent of their demand.
8. Bids by Eligible Employees in the Employee Reservation Portion and in the Net Offer portion shall not be treated as multiple Bids. However, Bids by Eligible Employees in the Employee Reservation Portion and in the Non-Institutional Portion shall be treated as multiple Bids, only if Eligible Employee has made an application of more than ₹200,000 in the Employee reservation portion. Our Company reserves the right to reject, in its absolute discretion, all or any multiple Bids in any or all categories.

In the event of under-subscription in the Employee Reservation Portion, the unsubscribed portion will be available for allocation and Allotment, proportionately to all Eligible Employees who have Bid in excess of ₹200,000 (net of Employee Discount), subject to the maximum value of Allotment made to such Eligible Employee not exceeding ₹500,000 (net of Employee Discount).

If the aggregate demand in this portion is greater than [●] Equity Shares at or above the Offer Price, the allocation shall be made on a proportionate basis. For the method of proportionate basis of Allotment, see “*Offer Procedure*” beginning on page 330.

Bids by Anchor Investors

In accordance with the SEBI ICDR Regulations, in addition to details and conditions mentioned in this section, the key terms for participation by Anchor Investors are provided below.

- 1) Anchor Investor Application Forms will be made available for the Anchor Investor Portion at the offices of the Book Running Lead Managers.
- 2) The Bid must be for a minimum of such number of Equity Shares so that the Bid Amount exceeds ₹100 million. A Bid cannot be submitted for over 60% of the QIB Portion. In case of a Mutual Fund, separate Bids by individual schemes of a Mutual Fund will be aggregated to determine the minimum application size of ₹100 million.
- 3) One-third of the Anchor Investor Portion will be reserved for allocation to domestic Mutual Funds.

- 4) Bidding for Anchor Investors will open one Working Day before the Bid/ Offer Opening Date, and will be completed on the same day.
- 5) Our Company and the Selling Shareholder, in consultation with the Book Running Lead Managers will finalize allocation to the Anchor Investors on a discretionary basis, provided that the minimum number of Allottees in the Anchor Investor Portion will not be less than: (a) maximum of two Anchor Investors, where allocation under the Anchor Investor Portion is up to ₹100 million; (b) minimum of two and maximum of 15 Anchor Investors, where the allocation under the Anchor Investor Portion is more than ₹100 million but up to ₹2,500 million, subject to a minimum Allotment of ₹50 million per Anchor Investor; and (c) in case of allocation above ₹2,500 million under the Anchor Investor Portion, a minimum of five such investors and a maximum of 15 Anchor Investors for allocation up to ₹2,500 million, and an additional 10 Anchor Investors for every additional ₹2,500 million, subject to minimum Allotment of ₹50 million per Anchor Investor.
- 6) Allocation to Anchor Investors will be completed on the Anchor Investor Bidding Date. The number of Equity Shares allocated to Anchor Investors and the price at which the allocation is made, will be made available in the public domain by the Book Running Lead Managers before the Bid/ Offer Opening Date, through intimation to the Stock Exchange.
- 7) Anchor Investors cannot withdraw or lower the size of their Bids at any stage after submission of the Bid.
- 8) If the Offer Price is greater than the Anchor Investor Allocation Price, the additional amount being the difference between the Offer Price and the Anchor Investor Allocation Price will be payable by the Anchor Investors on the Anchor Investor Pay-in Date specified in the CAN. If the Offer Price is lower than the Anchor Investor Allocation Price, Allotment to successful Anchor Investors will be at the higher price, i.e., the Anchor Investor Offer Price.
- 9) The Equity Shares Allotted in the Anchor Investor Portion will be locked in, in accordance with the SEBI ICDR Regulations. 50% Equity Shares allotted to Anchor Investors shall be locked-in for a period of 90 days from the date of Allotment, whereas, the remaining 50% shall be locked-in for a period of 30 days from the date of Allotment.
- 10) Neither the (a) Book Running Lead Managers (s) or any associate of the Book Running Lead Managers (other than mutual funds sponsored by entities which are associate of the Book Running Lead Managers or insurance companies promoted by entities which are associate of the Book Running Lead Managers or Alternate Investment Funds (AIFs) sponsored by the entities which are associates of the Book Running Lead Managers, pension funds sponsored by entities which are associate of the Book Running Lead Managers or FPIs, other than individuals, corporate bodies and family offices, sponsored by the entities which are associate of the Book Running Lead Managers) nor (b) the Promoters, Promoter Group or any person related to the Promoters or members of the Promoter Group shall apply under the Anchor Investors category.
- 11) Bids made by QIBs under both the Anchor Investor Portion and the QIB Portion will not be considered multiple Bids.

For more information, please read the General Information Document.

Information for Bidders

The relevant Designated Intermediary will enter a maximum of three Bids at different price levels opted in the Bid cum Application Form and such options are not considered as multiple Bids. It is the Bidder's responsibility to obtain the acknowledgment slip from the relevant Designated Intermediary. The registration of the Bid by the Designated Intermediary does not guarantee that the Equity Shares shall be allocated/Allotted. Such Acknowledgement Slip will be non-negotiable and by itself will not create any obligation of any kind. When a Bidder revises his or her Bid, he /she shall surrender the earlier Acknowledgement Slip and may request for a revised acknowledgment slip from the relevant Designated Intermediary as proof of his or her having revised the previous Bid.

In relation to electronic registration of Bids, the permission given by the Stock Exchange to use their network and software of the electronic bidding system should not in any way be deemed or construed to mean that the compliance with various statutory and other requirements by our Company and/or the BRLMs are cleared or approved by the Stock Exchange; nor does it in any manner warrant, certify or endorse the correctness or completeness of compliance with the statutory and other requirements, nor does it take any responsibility for the financial or other soundness of our Company, the management or any scheme or project of our Company; nor does it in any manner warrant, certify or endorse the correctness or completeness of any of the contents of this Red Herring Prospectus or the Prospectus; nor does it warrant that the Equity Shares will be listed or will continue to be listed on the Stock Exchange.

General Instructions

Please note that QIBs and Non-Institutional Bidders are not permitted to withdraw their Bid(s) or lower the size of their Bid(s) (in terms of quantity of Equity Shares or the Bid Amount) at any stage. UPI Bidders can revise their Bid(s) during the Bid/ Offer Period and withdraw or lower the size of their Bid(s) until Bid/ Offer Closing Date. Anchor Investors are not allowed to withdraw their Bids after the Anchor Investor Bid/Offer Period.

Do's:

1. Check if you are eligible to apply as per the terms of this Red Herring Prospectus and under applicable law, rules, regulations, guidelines and approvals. All Bidders (other than Anchor Investors) should submit their Bids through the ASBA process only;
2. Ensure that you have Bid within the Price Band;
3. Read all the instructions carefully and complete the Bid cum Application Form, as the case may be, in the prescribed form;
4. Ensure that you have mentioned the correct ASBA Account number if you are not an RIB using the UPI Mechanism in the Bid cum Application Form and if you are an RIB using the UPI Mechanism ensure that you have mentioned the correct UPI ID (with maximum length of 45 characters including the handle), in the Bid cum Application Form;
5. UPI Bidders using UPI Mechanism through the SCSBs and mobile applications shall ensure that the name of the bank appears in the list of SCSBs which are live on UPI, as displayed on the SEBI website. UPI Bidders shall ensure that the name of the app and the UPI handle which is used for making the application appears in Annexure 'A' to the SEBI circular no. SEBI/HO/CFD/DIL2/COR/P/2019/85 dated July 26, 2019;
6. Ensure that your Bid cum Application Form bearing the stamp of a Designated Intermediary is submitted to the Designated Intermediary at the Bidding Centre within the prescribed time;
7. Ensure that you have funds equal to the Bid Amount in the ASBA Account maintained with the SCSB, before submitting the ASBA Form to any of the Designated Intermediaries;
8. UPI Bidders using UPI Mechanism, may submit their ASBA Forms with the Syndicate Member, Registered Brokers, RTAs or CDPs and should ensure that the ASBA Form contains the stamp of such Designated Intermediary;
9. If the first applicant is not the bank account holder, ensure that the Bid cum Application Form is signed by the account holder. Ensure that you have mentioned the correct bank account number in the Bid cum Application Form;
10. Ensure that the signature of the First Bidder in case of joint Bids, is included in the Bid cum Application Forms;
11. Ensure that you request for and receive a stamped acknowledgement counterfoil of the Bid cum Application Form for all your Bid options from the concerned Designated Intermediary;
12. Ensure that the name(s) given in the Bid cum Application Form is/are exactly the same as the name(s) in which the beneficiary account is held with the Depository Participant. In case of joint Bids, the Bid cum Application Form should contain only the name of the First Bidder whose name should also appear as the first holder of the beneficiary account held in joint names. Ensure that the signature of the First Bidder is included in the Bid cum Application Forms;
13. The ASBA bidders shall ensure that bids above ₹500,000, are uploaded only by the SCSBs;
14. UPI Bidders Bidding in the Offer to ensure that they shall use only their own ASBA Account or only their own bank account linked UPI ID which is UPI 2.0 certified by NPCI (only for UPI Bidders using the UPI Mechanism) to make an application in the Offer and not ASBA Account or bank account linked UPI ID of any third party;
15. Ensure that their PAN is linked with Aadhaar and are in compliance with CBDT notification dated February 13, 2020 and press release dated June 25, 2021;
16. Ensure that you submit the revised Bids to the same Designated Intermediary, through whom the original Bid was placed and obtain a revised acknowledgment;
17. RIBs not using the UPI Mechanism, should submit their Bid cum Application Form directly with SCSBs and not with any other Designated Intermediary;
18. Ensure that you have correctly signed the authorisation/undertaking box in the Bid cum Application Form, or have otherwise provided an authorisation to the SCSB or Sponsor Bank, as applicable, via the electronic mode, for blocking funds in the ASBA Account equivalent to the Bid Amount mentioned in the Bid cum Application Form, as the case may be, at the time of submission of the Bid. In case of UPI Bidders submitting their Bids and participating in the Offer through the UPI Mechanism, ensure that you authorise the UPI Mandate Request raised by the Sponsor Bank for blocking of funds equivalent to Bid Amount and subsequent debit of funds in case of Allotment;
19. Except for Bids (i) on behalf of the Central or State Governments and the officials appointed by the courts, who, in terms of the SEBI circular no. MRD/DoP/Cir-20/2008 dated June 30, 2008, may be exempt from specifying their PAN for transacting in the securities market, (ii) submitted by investors who are exempt from the requirement of obtaining/specifying their PAN for transacting in the securities market, and (iii) Bids by persons resident in the state of Sikkim, who, in terms of a SEBI circular dated July 20, 2006, may be exempted from specifying their PAN for

transacting in the securities market, all Bidders should mention their PAN allotted under the IT Act. The exemption for the Central or the State Government and officials appointed by the courts and for investors residing in the State of Sikkim is subject to (a) the Demographic Details received from the respective depositories confirming the exemption granted to the beneficiary owner by a suitable description in the PAN field and the beneficiary account remaining in “active status”; and (b) in the case of residents of Sikkim, the address as per the Demographic Details evidencing the same. All other applications in which PAN is not mentioned are liable to be rejected;

20. Ensure that the Demographic Details are updated, true and correct in all respects;
21. Ensure that thumb impressions and signatures other than in the languages specified in the Eighth Schedule to the Constitution of India are attested by a Magistrate or a Notary Public or a Special Executive Magistrate under official seal;
22. Ensure that the category and the investor status is indicated in the Bid cum Application Form;
23. Ensure that in case of Bids under power of attorney or by limited companies, corporates, trust, etc., relevant documents are submitted;
24. Ensure that Bids submitted by any person resident outside India is in compliance with applicable foreign and Indian laws;
25. Since the Allotment will be in demat form only, ensure that the Bidder’s depository account is active, the correct DP ID, Client ID, the PAN, UPI ID, if applicable, are mentioned in their Bid cum Application Form and that the name of the Bidder, the DP ID, Client ID, the PAN and UPI ID, if applicable, entered into the online IPO system of the Stock Exchange by the relevant Designated Intermediary, as applicable, matches with the name, DP ID, Client ID, PAN and UPI ID, if applicable, available in the Depository database;
26. Ensure that when applying in the Offer using UPI, the name of your SCSB appears in the list of SCSBs displayed on the SEBI website which are live on UPI. Further, also ensure that the name of the app and the UPI handle being used for making the application is also appearing in Annexure ‘A’ to the SEBI circular no. SEBI/HO/CFD/DIL2/CIR/P/2019/85 dated July 26, 2019;
27. UPI Bidders who wish to revise their Bids using the UPI Mechanism, should submit the revised Bid with the Designated Intermediaries, pursuant to which UPI Bidders should ensure acceptance of the UPI Mandate Request received from the Sponsor Bank to authorise blocking of funds equivalent to the revised Bid Amount in the UPI Bidder’s ASBA Account;
28. Anchor Investors should submit the Anchor Investor Application Forms to the BRLMs;
29. Ensure that you have accepted the UPI Mandate Request received from the Sponsor Bank prior to 5:00 p.m. of the Bid/Offer Closing Date;
30. FPIs making MIM Bids using the same PAN, and different beneficiary account numbers, Client IDs and DP IDs, were required to submit a confirmation that their Bids are under the MIM structure and indicate the name of their investment managers in such confirmation which shall be submitted along with each of their Bid cum Application Forms. In the absence of such confirmation from the relevant FPIs, such MIM Bids are liable to be rejected;
31. RIBs shall ensure that details of the Bid are reviewed and verified by opening the attachment in the UPI Mandate Request and then proceed to authorize the UPI Mandate Request using his/her UPI PIN. Upon the authorization of the mandate using his/her UPI PIN, an RIB may be deemed to have verified the attachment containing the application details of the RIB in the UPI Mandate Request and have agreed to block the entire Bid Amount and authorized the Sponsor Bank to block the Bid Amount mentioned in the Bid Cum Application Form;
32. Ensure that while Bidding through a Designated Intermediary, the Bid cum Application Form (other than for Anchor Investors and UPI Bidders bidding using the UPI Mechanism) is submitted to a Designated Intermediary in a Bidding Centre and that the SCSB where the ASBA Account, as specified in the ASBA Form, is maintained has named at least one branch at that location for the Designated Intermediary to deposit ASBA Forms (a list of such branches is available on the website of SEBI at www.sebi.gov.in); and

The Bid cum Application Form is liable to be rejected if the above instructions, as applicable, are not complied with. Application made using incorrect UPI handle or using a bank account of an SCSB or SCSBs which is not mentioned in the Annexure ‘A’ to the SEBI circular no. SEBI/HO/CFD/DIL2/CIR/P/2019/85 dated July 26, 2019 is liable to be rejected.

Don’ts:

1. Do not Bid for lower than the minimum Bid size;
2. Do not Bid for a Bid Amount exceeding ₹500,000 (for Bids by UPI Bidders) and ₹500,000 (net of Employee Discount) for Bids by Eligible Bidding in the Employee Reservation Portion;

3. Do not pay the Bid Amount in cheques, demand drafts or by cash, money order, postal order or by stock invest;
4. Do not send Bid cum Application Forms by post; instead submit the same to the Designated Intermediary only;
5. Do not Bid at Cut-off Price (for Bids by QIBs and Non-Institutional Bidders);
6. Do not instruct your respective banks to release the funds blocked in the ASBA Account under the ASBA process;
7. Do not submit the Bid for an amount more than funds available in your ASBA account.
8. Do not submit Bids on plain paper or on incomplete or illegible Bid cum Application Forms or on Bid cum Application Forms in a colour prescribed for another category of a Bidder;
9. In case of ASBA Bidders, do not submit more than one ASBA Forms per ASBA Account;
10. In case of ASBA Bidders (other than 3-in-1 Bids), Syndicate Member shall ensure that they do not upload any bids above ₹500,000;
11. If you are a UPI Bidder and are using UPI mechanism, do not submit more than one ASBA Form for each UPI ID;
12. Anchor Investors should not Bid through the ASBA process;
13. Do not submit the ASBA Forms to any Designated Intermediary that is not authorised to collect the relevant ASBA Forms or to our Company;
14. Do not Bid on a Bid cum Application Form that does not have the stamp of the relevant Designated Intermediary;
15. Do not submit the General Index Register (GIR) number instead of the PAN;
16. Do not submit incorrect details of the DP ID, Client ID, PAN and UPI ID, if applicable, or provide details for a beneficiary account which is suspended or for which details cannot be verified by the Registrar to the Offer;
17. Do not submit a Bid in case you are not eligible to acquire Equity Shares under applicable law or your relevant constitutional documents or otherwise;
18. Do not Bid if you are not competent to contract under the Indian Contract Act, 1872 (other than minors having valid depository accounts as per Demographic Details provided by the depository);
19. Do not submit a Bid/revise a Bid Amount, with a price less than the Floor Price or higher than the Cap Price;
20. Do not submit your Bid after 3.00 p.m. on the Bid/Offer Closing Date;
21. Do not Bid on another ASBA Form or the Anchor Investor Application Form, as the case may be, after you have submitted a Bid to any of the Designated Intermediaries;
22. Do not Bid for Equity Shares in excess of what is specified for each category;
23. Do not fill up the Bid cum Application Form such that the Equity Shares Bid for, exceeds the Offer size and/or investment limit or maximum number of the Equity Shares that can be held under applicable laws or regulations or maximum amount permissible under applicable laws or regulations, or under the terms of this Red Herring Prospectus;
24. Do not withdraw your Bid or lower the size of your Bid (in terms of quantity of the Equity Shares or the Bid Amount) at any stage, if you are a QIB or a Non-Institutional Bidder. UPI Bidders or Eligible Employees bidding in the Employee Reservation Portion can revise or withdraw their Bids on or before the Bid/Offer Closing Date;
25. Do not submit Bids to a Designated Intermediary at a location other than the Bidding Centres;
26. If you are an UPI Bidder which is submitting the ASBA Form with any of the Designated Intermediaries and using your UPI ID for the purpose of blocking of funds, do not use any third party bank account or third party linked bank account UPI ID;
27. Do not link the UPI ID with a bank account maintained with a bank that is not UPI 2.0 certified by the NPCI in case of Bids submitted by UPI Bidders using the UPI Mechanism;
28. Do not submit more than one Bid cum Application Form for each UPI ID in case of RIBs Bidding using the UPI Mechanism;
29. Do not submit a Bid cum Application Form with a third party UPI ID or using a third party bank account (in case of Bids submitted by UPI Bidders using the UPI Mechanism);

30. UPI Bidders Bidding through the UPI Mechanism using the incorrect UPI handle or using a bank account of an SCSB or bank which is not mentioned in the list provided in the SEBI website is liable to be rejected; and
31. Do not Bid if you are an OCB.

The Bid cum Application Form is liable to be rejected if the above instructions, as applicable, are not complied with.

Grounds for technical rejections

In addition to the grounds for rejection of Bids on technical grounds as provided in the GID, Bidders are requested to note that Bids maybe rejected on the following additional technical grounds:

1. Bids submitted without instruction to the SCSBs to block the entire Bid Amount;
2. Bids which do not contain details of the Bid Amount and the bank account details in the ASBA Form;
3. Bids submitted on a plain paper;
4. Bids submitted by UPI Bidders using the UPI Mechanism through an SCSBs and/or using a mobile application or UPI handle, not listed on the website of SEBI;
5. Bids under the UPI Mechanism submitted by UPI Bidders using third party bank accounts or using a third party linked bank account UPI ID (subject to availability of information regarding third party account from Sponsor Bank);
6. ASBA Form submitted to a Designated Intermediary does not bear the stamp of the Designated Intermediary;
7. Bids submitted without the signature of the First Bidder or sole Bidder;
8. The ASBA Form not being signed by the account holders, if the account holder is different from the Bidder;
9. ASBA Form by the UPI Bidder by using third party bank accounts or using third party linked bank account UPI IDs;
10. Bids by persons for whom PAN details have not been verified and whose beneficiary accounts are “suspended for credit” in terms of SEBI circular CIR/MRD/DP/ 22 /2010 dated July 29, 2010;
11. GIR number furnished instead of PAN;
12. Bids by UPI Bidders with Bid Amount of a value of more than ₹200,000 (net of Retail Discount);
13. Bids by persons who are not eligible to acquire Equity Shares in terms of all applicable laws, rules, regulations, guidelines and approvals;
14. Bids accompanied by stock invest, money order, postal order or cash; and
15. Bids uploaded by QIBs after 4.00 pm on the QIB Bid/ Offer Closing Date and by Non-Institutional Bidders uploaded after 4.00 p.m. on the Bid/ Offer Closing Date, and Bids by UPI Bidders uploaded after 5.00 p.m. on the Bid/ Offer Closing Date, unless extended by the Stock Exchange.

For details of grounds for technical rejections of a Bid cum Application Form, please see the General Information Document.

Further, in case of any pre-Offer or post Offer related issues regarding share certificates/demat credit/refund orders/unblocking etc., investors shall reach out the Company Secretary and Compliance Officer. For details of Company Secretary and Compliance Officer, see “*General Information*” beginning on page 64.

For helpline details of the BRLMs pursuant to the SEBI circular bearing number SEBI/HO/CFD/DIL-2/OW/P/2021/2481/1/M dated March 16, 2021, see “*General Information – Book Running Lead Managers*” beginning on page 65.

Names of entities responsible for finalising the basis of allotment in a fair and proper manner

The authorised employees of the Stock Exchange, along with the BRLMs and the Registrar, shall ensure that the basis of allotment is finalised in a fair and proper manner in accordance with the procedure specified in SEBI ICDR Regulations.

Method of allotment as may be prescribed by SEBI from time to time

Our Company will not make any allotment in excess of the Equity Shares through the Offer Document except in case of oversubscription for the purpose of rounding off to make allotment, in consultation with the Designated Stock Exchange. Further, upon oversubscription, an allotment of not more than one per cent. of the Offer may be made for the purpose of making allotment in minimum lots.

The allotment of Equity Shares to applicants other than to the RIBs and Anchor Investors shall be on a proportionate basis

within the respective investor categories and the number of securities allotted shall be rounded off to the nearest integer, subject to minimum allotment being equal to the minimum application size as determined and disclosed.

The allotment of Equity Shares to each RIBs shall not be less than the minimum bid lot, subject to the availability of shares in Retail Portion, and the remaining available shares, if any, shall be allotted on a proportionate basis.

Not more than 15% of the Net Offer shall be available for allocation to Non-Institutional Bidders. The Equity Shares available for allocation to Non-Institutional Bidders under the Non-Institutional Portion, shall be subject to the following: (i) one-third of the portion available to Non-Institutional Bidders shall be reserved for applicants with an application size of more than ₹200,000 and up to ₹1,000,000, and (ii) two-third of the portion available to Non-Institutional Bidders shall be reserved for applicants with an application size of more than ₹1,000,000 provided that the unsubscribed portion in either of the aforementioned sub-categories may be allocated to applicants in the other sub-category of Non-Institutional Bidders. The allotment to each Non-Institutional Bidder shall not be less than the Minimum Non-Institutional Bidder Application Size, subject to the availability of Equity Shares in the Non-Institutional Portion, and the remaining Equity Shares shall be distributed on proportionate basis as per SEBI ICDR guidelines.

Payment into Escrow Account(s) for Anchor Investors

Our Company and the Selling Shareholders in consultation with the BRLMs, in their absolute discretion, will decide the list of Anchor Investors to whom the CAN will be sent, pursuant to which the details of the Equity Shares allocated to them in their respective names will be notified to such Anchor Investors. For Anchor Investors, the payment instruments for payment into the Escrow Account(s) should be drawn in favour of:

- (a) In case of resident Anchor Investors: “Protean eGov Technologies Limited – Anchor Investor - R”
- (b) In case of Non-Resident Anchor Investors: “Protean eGov Technologies Limited – Anchor Investor - NR”

Anchor Investors should note that the escrow mechanism is not prescribed by SEBI and has been established as an arrangement between our Company, the Selling Shareholders, the Syndicate, the Escrow Collection Bank and the Registrar to the Offer to facilitate collections of Bid amounts from Anchor Investors.

Pre- Offer Advertisement

Subject to Section 30 of the Companies Act, 2013, our Company shall, after filing this Red Herring Prospectus with the RoC, publish a pre-Offer advertisement, in the form prescribed by the SEBI ICDR Regulations, in: (i) all editions of English national daily newspaper, Financial Express, (ii) all editions of Hindi national daily newspaper, Jansatta and (iii) all editions of the Marathi daily newspaper Navshakti (Marathi being the regional language of Maharashtra, where our Registered and Corporate Office is located) each with wide circulation.

In the pre-Offer advertisement, we shall state the Bid/Offer Opening Date and the Bid/Offer Closing Date. This advertisement, subject to the provisions of Section 30 of the Companies Act, 2013, shall be in the format prescribed in Part A of Schedule X of the SEBI ICDR Regulations.

Allotment Advertisement

Our Company, the BRLMs and the Registrar shall publish an allotment advertisement before commencement of trading, disclosing the date of commencement of trading in all editions of English national daily newspaper, Financial Express, all editions of Hindi national daily newspaper, Jansatta and all editions of the Marathi daily newspaper Navshakti (Marathi being the regional language of Maharashtra, where our Registered and Corporate Office is located) each with wide circulation.

The above information is given for the benefit of the Bidders/applicants. Our Company, the Selling Shareholders and the members of the Syndicate are not liable for any amendments or modification or changes in applicable laws or regulations, which may occur after the date of this Red Herring Prospectus. Bidders/applicants are advised to make their independent investigations and ensure that the number of Equity Shares Bid for do not exceed the prescribed limits under applicable laws or regulations.

Signing of the Underwriting Agreement and the RoC Filing

- (a) Our Company, the Selling Shareholders and the Syndicate intend to enter into an Underwriting Agreement on or immediately after the finalisation of the Offer Price but prior to the filing of Prospectus.
- (b) After signing the Underwriting Agreement, an updated Red Herring Prospectus will be filed with the RoC in accordance with applicable law, which then would be termed as the ‘Prospectus’. The Prospectus will contain details of the Offer Price, the Anchor Investor Offer Price, Offer size, and underwriting arrangements and will be complete in all material respects.

Undertakings by our Company

Our Company undertakes the following:

- adequate arrangements shall be made to collect all Bid cum Application Forms submitted by Bidders;
- the complaints received in respect of the Offer shall be attended to by our Company expeditiously and satisfactorily;
- all steps for completion of the necessary formalities for listing and commencement of trading at all the Stock Exchange where the Equity Shares are proposed to be listed shall be taken within six Working Days of the Bid/Offer Closing Date or such other period as may be prescribed;
- if Allotment is not made within the prescribed time period under applicable law, the entire subscription amount received will be refunded/unblocked within the time prescribed under applicable law. If there is delay beyond the prescribed time, our Company shall pay interest prescribed under the Companies Act, 2013, the SEBI ICDR Regulations and applicable law for the delayed period;
- the funds required for making refunds (to the extent applicable) as per the mode(s) disclosed shall be made available to the Registrar to the Offer by our Company;
- where refunds (to the extent applicable) are made through electronic transfer of funds, a suitable communication shall be sent to the applicant within the time prescribed under applicable law, giving details of the bank where refunds shall be credited along with amount and expected date of electronic credit of refund; and
- except for any allotment of Equity Shares to employees of our Company pursuant to exercise of options granted under the employee scheme, no further issue of the Equity Shares shall be made till the Equity Shares offered through this Red Herring Prospectus are listed or until the Bid monies are unblocked in ASBA Account/refunded on account of non-listing, under-subscription, etc.

Undertaking by each of the Selling Shareholders

Each of the Selling Shareholders undertake that:

- the Equity Shares being sold by it pursuant to the Offer have been held by it for a period of at least one year prior to the date of filing the Draft Red Herring Prospectus with SEBI, are fully paid-up and are in dematerialised form;
- the Equity Shares offered for sale by the Selling Shareholders are eligible for being offered in the Offer for Sale in terms of Regulation 8 of the SEBI ICDR Regulations;
- It has authorized the Company to take all actions in respect of the Offer for Sale for, and on, its behalf in accordance with Section 28 of the Companies Act, 2013;
- it is the legal and beneficial owner of, and has clear and marketable title to, the Equity Shares which are offered by it pursuant to the Offer for Sale;
- that it shall provide such reasonable support and extend such reasonable cooperation as may be required by our Company and the BRLMs in redressal of such investor grievances that pertain to the Equity Shares held by it and being offered pursuant to the Offer; and
- it shall not have recourse to the proceeds of the Offer, which shall be held in escrow in its favour, until final approval for trading of the Equity Shares from all Stock Exchange where listing is sought has been received.

Utilisation of Offer Proceeds

Our Company and the Selling Shareholders, severally and not jointly, specifically confirm that all monies received out of the Offer shall be credited/transferred to a separate bank account other than the bank account referred to in sub-section (3) of Section 40 of the Companies Act.

Impersonation

Attention of the Bidders is specifically drawn to the provisions of sub-section (1) of Section 38 of the Companies Act, 2013 which is reproduced below:

“Any person who – (a) makes or abets making of an application in a fictitious name to a company for acquiring, or subscribing for, its securities; or (b) makes or abets making of multiple applications to a company in different names or in different combinations of his name or surname for acquiring or subscribing for its securities; or (c) otherwise induces directly or indirectly a company to allot, or register any transfer of, securities to him, or to any other person in a fictitious name, shall be liable for action under Section 447.”

The liability prescribed under Section 447 of the Companies Act, 2013 for fraud involving an amount of at least ₹1 million or 1% of the turnover of the company, whichever is lower, includes imprisonment for a term which shall not be less than six months extending up to 10 years and fine of an amount not less than the amount involved in the fraud, extending up to three

times such amount (provided that where the fraud involves public interest, such term shall not be less than three years.) Further, where the fraud involves an amount less than ₹1.00 million or one per cent of the turnover of the company, whichever is lower, and does not involve public interest, any person guilty of such fraud shall be punishable with imprisonment for a term which may extend to five years or with fine which may extend to ₹5.00 million or with both.

RESTRICTIONS ON FOREIGN OWNERSHIP OF INDIAN SECURITIES

Foreign investment in Indian securities is regulated through the Industrial Policy, 1991 of the Government of India and FEMA. While the Industrial Policy, 1991 prescribes the limits and the conditions subject to which foreign investment can be made in different sectors of the Indian economy, FEMA regulates the precise manner in which such investment may be made. Under the Industrial Policy, unless specifically restricted, foreign investment is freely permitted in all sectors of the Indian economy up to any extent and without any prior approvals, but the foreign investor is required to follow certain prescribed procedures for making such investment. The RBI and the concerned ministries/departments are responsible for granting approval for foreign investment. The Government has from time to time made policy pronouncements on foreign direct investment (“FDI”) through press notes and press releases. The DPIIT, issued the Consolidated FDI Policy Circular of 2020 (“FDI Policy”), which, with effect from October 15, 2020, subsumes and supersedes all press notes, press releases, clarifications, circulars issued by the DPIIT, which were in force as on October 15, 2020. The FDI Policy will be valid and remain in force until superseded in totality or in part thereof.

The transfer of shares between an Indian resident and a non-resident does not require the prior approval of the RBI, provided that (i) the activities of the investee company are under the automatic route under the FDI policy and transfer does not attract the provisions of the SEBI Takeover Regulations; (ii) the non-resident shareholding is within the sectoral limits under the FDI policy; and (iii) the pricing is in accordance with the guidelines prescribed by the SEBI/RBI.

Further, in accordance with Press Note No. 3 (2020 Series), dated April 17, 2020 issued by the DPIIT and the Foreign Exchange Management (Non-debt Instruments) Amendment Rules, 2020 which came into effect from April 22, 2020, any investment, subscription, purchase or sale of equity instruments by entities of a country which shares land border with India or where the beneficial owner of an investment into India is situated in or is a citizen of any such country, will require prior approval of the Government, as prescribed in the Consolidated FDI Policy and the FEMA Rules. Further, in the event of transfer of ownership of any existing or future foreign direct investment in an entity in India, directly or indirectly, resulting in the beneficial ownership falling within the aforesaid restriction/ purview, such subsequent change in the beneficial ownership will also require approval of the Government. Pursuant to the Foreign Exchange Management (Non-debt Instruments) (Fourth Amendment) Rules, 2020 issued on December 8, 2020, a multilateral bank or fund, of which India is a member, shall not be treated as an entity of a particular country nor shall any country be treated as the beneficial owner of the investments of such bank of fund in India.

As per the existing policy of the Government of India, OCBs cannot participate in this Offer.

Foreign Exchange Laws

The foreign investment in our Company is governed by *inter alia* the FEMA, as amended, the FEMA Non-debt Instruments Rules, the FDI Policy issued and amended by way of press notes.

Our Company is engaged in providing IT enabled e-governance services, *inter - alia* comprising tax information network, pan card issuance and national judicial reference system for income tax department, central recordkeeping agency for national pension system, unique identification authority of India for providing aadhaar authentication and e - KYC services.

FDI in companies engaged in sectors/ activities which are not listed in the FDI Policy is permitted up to 100% of the paid up share capital of such company under the automatic route, subject to compliance with certain prescribed conditions. In terms of the FEMA Non-debt Instruments Rules, a person resident outside India may make investments into India, subject to certain terms and conditions, and provided that an entity of a country, which shares land border with India or the beneficial owner of an investment into India who is situated in or is a citizen of any such country, shall invest only with government approval.

In terms of the FEMA Non-debt Instruments Rules, for calculating the aggregate holding of FPIs in a company, holding of all registered FPIs shall be included. The aggregate limit for FPI investments shall be the sectoral cap applicable to our Company. In accordance with the FEMA Non-debt Instruments Rules, the total holding by any individual NRI, on a repatriation basis, shall not exceed 5% of the total paid-up equity capital on a fully diluted basis or shall not exceed 5% of the paid-up value of each series of debentures or preference shares or share warrants issued by an Indian company and the total holdings of all NRIs and OCIs put together shall not exceed 10% of the total paid-up equity capital on a fully diluted basis or shall not exceed 10% of the paid-up value of each series of debentures or preference shares or share warrant. Provided that the aggregate ceiling of 10% may be raised to 24% if a special resolution to that effect is passed by the general body of the Indian company.

The Equity Shares offered in the Offer have not been and will not be registered under the U.S. Securities Act or any other applicable law of the United States, and, unless so registered, may not be offered or sold within the United States, except pursuant to an exemption from, or in a transaction not subject to, the registration requirements of the U.S. Securities Act and applicable state securities laws. Accordingly, the Equity Shares are being only offered and sold (i) within the United States only to persons reasonably believed to be “qualified institutional buyers” (as defined in Rule 144A under the U.S. Securities Act and referred to in this Red Herring Prospectus as “U.S. QIBs”) in transactions exempt from, or not subject to, the registration requirements of the U.S. Securities Act, and (ii) outside the United States in offshore transactions in compliance with Regulation S under the U.S. Securities Act and the applicable laws of the jurisdiction where those offers and sales occur. For the avoidance of doubt, the term “U.S. QIBs” does not refer to a category of institutional investors defined under applicable Indian regulations and referred to in this Red Herring Prospectus as “QIBs”.

The Equity Shares have not been and will not be registered, listed or otherwise qualified in any other jurisdiction outside India and may not be offered or sold, and Bids may not be made by persons in any such jurisdiction, except in compliance with the applicable laws of such jurisdiction.

The above information is given for the benefit of the Bidders. Our Company, the Selling Shareholders and the BRLMs are not liable for any amendments or modification or changes in applicable laws or regulations, which may occur after the date of this Red Herring Prospectus. Bidders are advised to make their independent investigations, seek independent legal advice about its ability to participate in the Offer and ensure that the number of Equity Shares Bid for do not exceed the applicable limits under laws or regulations.

SECTION VIII: DESCRIPTION OF EQUITY SHARES AND TERMS OF THE ARTICLES OF ASSOCIATION

Capitalised terms used in this section have the meaning that has been given to such terms in the Articles of Association. Pursuant to Schedule I of Companies Act and the SEBI ICDR Regulations, the main provisions of the Articles of Association are detailed below:

*This set of Articles of Association has been approved pursuant to the provisions of Section 14 of the Companies Act, 2013 and by a special resolution passed at the Annual General Meeting of the Company (the “**Company**”) held on September 23, 2021.*

These Articles have been adopted as the Articles of Association of the Company in substitution for and to the exclusion of all the existing Articles thereof.

Authorised Share Capital

The authorized share capital of the Company shall be such amount, divided into such class(es), denomination(s) and number of shares in the Company as stated in Clause V of the MoA or as altered from time to time, with power to increase or reduce such capital from time to time and power to divide the shares in the capital for the time being into other classes and to attach thereto such preferential, convertible, deferred, qualified, or other special rights, privileges, conditions or restrictions and to vary, modify or abrogate the same in such manner as may be determined by or in accordance with the Articles of the Company, subject to the provisions of applicable law for the time being in force.

Alteration of Capital

Power to sub-divide, consolidate and cancel share certificate.

The Company may, by Ordinary Resolution in its General Meetings, from time to time, alter the conditions of MoA as follows:

- a. Increase the share capital by such amount to be divided into shares of such amount as it thinks expedient;
- b. Consolidate and divide all or any its share capital into shares of larger amount than its existing shares; provided that any consolidation and division which results in changes in the voting percentage of Members shall require applicable approvals under the Act;
- c. Sub-divide its existing shares or any of them into shares of smaller amount than is fixed by MoA;
- d. Cancel any shares which, at the date of the passing of the resolution, have not been taken or agreed to be taken by any person; and
- e. Convert all or any one its fully paid-up shares into stock, and reconvert that stock into fully paid-up shares of any denomination.

Allotment of Shares

Subject to the provisions of the Act and these Articles, the shares in the capital of the Company for the time being shall be under the control of the Board who may issue, allot or otherwise dispose of the same or any of them to such persons, in such proportion and on such terms and conditions and either at a premium or at par or at a discount and at such time as they may from time to time think fit and with the sanction of the Company in the General Meeting to give to any person the option or right to call for any shares either at par or premium during such time and for such consideration as the Board think fit, and with the sanction of the Company in General Meeting give to any person the option or right to call for any shares either at par or at a premium during such time and for such consideration as the Board thinks fit.

Lien

The Company shall subject to applicable law have a first and paramount lien on every share / debenture (not being a fully paid share / debenture) registered in the name of each Member (whether solely or jointly with others) and upon the proceeds of sale thereof for all moneys (whether presently payable or not) called, or payable at a fixed time, in respect of that share / debenture and no equitable interest in any share shall be created upon the footing and condition that this article will have full effect. The Company may sell, in such manner as the Board thinks fit, any shares on which the Company has a lien: provide that no sale shall be made until the expiration of 14 days’ after a notice in writing stating and demanding payment of such part of the amount in respect of which the lien exists as is presently payable, has been given to the registered holder of the share.

Share Certificate

Every Member of the Company shall be entitled, without payment to one or more certificates in marketable lots, for all the shares of each class or denomination registered in his name, or if the Directors approve, to several certificates, each for one or more of such shares and the Company shall complete and have ready for delivery such certificates, unless prohibited by any provision of law or any order of court, tribunal or other authority having jurisdiction, within two (2) months from the date of allotment, or within one (1) month of the receipt of application of registration of transfer, transmission, sub division, consolidation or renewal of any of its shares as the case maybe or within a period of six (6) months from the date of allotment

in the case of any allotment of debenture. The provisions of the Act shall be complied with in the issue, reissue, renewal of share certificates and the format, sealing and signing of the certificates and records of the certificates issued shall be maintained in accordance with the said Act.

Every certificate of shares shall be under the Seal of the Company and shall specify the shares to which it relates and the amount paid-up thereon.

If any certificate be defaced, mutilated, torn or old, decrepit, worn-out or if there be no further space on the back thereof for endorsement of transfer, then upon production and surrender thereof to the Company, a new certificate may be issued in lieu thereof, and if any certificate is lost or destroyed then upon proof thereof to the satisfaction of the Company and on execution of such indemnity as the Company deem adequate, being given, a new certificate in lieu thereof shall be given to the party entitled to such lost or destroyed certificate.

No fee shall be charged for sub-division and consolidation of share / debenture certificates and for sub-division of letters of allotment, split and consolidation.

Transfer of Shares

The instrument of transfer of any share shall be in writing and all the provisions of the Act shall be duly complied with in respect of all transfer of shares and registration thereof. The Company shall use the form of transfer, as prescribed under the Act, in all cases. In case of transfer of shares, where the Company has not issued any certificates and where the shares are held in dematerialized form, the provisions of the Depositories Act, 1996 shall apply. The Board may decline to recognize any instrument of transfer unless the instrument of transfer is in the form prescribed under the Act, is in respect of only one class of shares and is accompanied by the certificate of shares to which it relates, and such other evidence as the Board may reasonably require to show the right of the transferor to make the transfer.

Transmission of shares

The executors or administrators or the holders of a succession certificate issued in respect of the shares of a deceased Member and not being one of several joint holders shall be the only person whom the Company shall recognize as having any title to the shares registered in the name of such Members and in case of the death of one or more of the joint holders of any registered share, the survivor or survivors shall be entitled to the title or interest in such shares but nothing herein contained shall be taken to release the estate of a deceased joint holder from any liability on shares held by him jointly with any other person. Before recognizing any legal representative or heir or a person otherwise claiming title to the shares the Company may require him to obtain a grant of probate or letters of administration or succession certificate or other legal representation as the case may be from a competent court, provided nevertheless that in any case where the Board in its absolute discretion think fit, it shall be lawful for the Board to dispense with production of the probate or letter of administration or a succession certificate or such other legal representation upon such terms as to indemnity or otherwise as the Board may consider desirable.

Any person becoming entitled to shares in consequence of the death, lunacy, bankruptcy or insolvency of any Members, or by any lawful means other than by a transfer in accordance with these Articles, may with the consent of the Board (which it shall not be under any obligation to give), upon producing such evidence as the Board thinks sufficient, that he sustains the character in respect of which he proposes to act under this Article, or of his title, elect to either be registered himself as holder of the shares or elect to have some person nominated by him and approved by the Board, registered as such holder or to make such transfer of the share as the deceased or insolvent member could have made. If the person so becoming entitled shall elect to be registered as holder of the share himself, he shall deliver or send to the Company a notice in writing signed by him stating that he so elects. Provided, nevertheless, if such person shall elect to have his nominee registered, he shall testify that election by executing in favour of his nominee an instrument of transfer in accordance with the provision herein contained and until he does so he shall not be freed from any liability in respect of the shares.

Borrowing Powers

The Board may, from time to time and at its discretion, raise or borrow or secure the payment of any sums or sum of money for the purposes of the Company in such manner and upon such terms and conditions in all respects as it thinks fit.

Issue of Bonus Shares

The Company in its General Meeting may resolve to issue the bonus shares to its shareholders subject to the applicable provisions of the Act and other laws as may be applicable in this behalf from time to time.

General Meetings

All General Meetings of the Company other than the Annual General Meeting shall be called an Extra-ordinary General Meeting. The notice of a General Meeting shall be given to the Members of the Company, the persons entitled to a share in consequence of the death or insolvency of a Member, the Directors of the Company and the auditors for the time being of the Company.

Meetings of Directors

The Board of Directors shall meet at least once in every three months with a maximum gap of four months between two meetings of the Board for the dispatch of business, adjourn and otherwise regulate its meetings and proceedings as it thinks fit in accordance with the Act, provided that at least four such meetings shall be held in every year. Notice of at least seven days, in writing of every meeting of the Board shall be given to every Director and every alternate Director at his usual address whether in India or abroad. The notice shall include the time, venue and agenda of such meeting.

The quorum for a meeting of the Board shall be one third of its total strength (any fraction contained in that one-third being rounded off as one) or two Directors whichever is higher and the participation of the Directors by video conferencing or by other audio visual means shall also be counted for the purposes of quorum. If within half an hour from the time appointed for a meeting of the Board, a quorum is not present, the meeting, shall stand adjourned to the same day in the next week at the same time and place or to such other day and at such other time and place as the Directors may determine.

Managing Directors

Subject to the provision of the Act, the Board may, from time to time, appoint one or more Directors to be managing director or managing directors of the Company and may, from time to time. The managing director shall not be liable to retirement by rotation as long as he holds office as managing director.

Appointment of Directors

Unless otherwise determined by General Meeting, the number of Directors shall not be less than three (3) and not more than fifteen (15), and at least one (1) Director shall be resident of India in the previous year. Provided that the Company may appoint more than fifteen (15) directors after passing a Special Resolution.

Votes of Members

On a show of hands every Member present in person and being a holder of Equity Shares shall have one vote and every person present either as a Proxy on behalf of a holder of Equity Shares or as a duly authorized representative of a body corporate being a holder of Equity Shares, if he is not entitled to vote in his own right, shall have one vote.

On a poll, the voting rights of holder of Equity Shares shall be in proportion to his share in the paid-up Equity Share capital of the Company. A Member may exercise his vote at a meeting by electronic means in accordance with the Act and shall vote only once.

A person becoming entitled to a share shall not before being registered as Member in respect of the share be entitled to exercise in respect thereof any right conferred by membership in relation to meeting of the Company.

No Member shall be entitled to exercise any voting rights either personally or by Proxy at any meeting of the Company in respect of any shares registered in his name on which any calls or other sums presently payable by him have not been paid or in regard to which the Company has exercised any right or lien.

Dividend

The Company in General Meeting may declare the dividends, but no dividend shall exceed the amount recommended by the Board. The Board may from time to time pay to the Members such interim dividends of such amount on such class of shares and at such times as it may think fit.

All dividends shall be apportioned and paid proportionately to the amounts paid or credited as paid on the shares during any portion or portions of the period in respect of which the dividend is paid; but if any share is issued on terms providing that it shall rank for dividend as from a particular date such share shall rank for dividend accordingly.

No dividend shall bear interest against the Company.

Unpaid or Unclaimed Dividend

Any dividend remaining unpaid or unclaimed after having been declared shall be dealt in accordance with the provisions of the applicable law.

Where the Company has declared a dividend but which has not been paid or claimed within 30 days from the date of declaration to any shareholder entitled to the payment of the dividend, the Company shall within seven days from the date of expiry of the said period of 30 days, open a special account in that behalf in any scheduled bank and transfer to such account, the total amount of the dividend which remains unpaid or in relation to which no dividend warrant has been posted.

Any money transferred to the said special account of the Company which remains unpaid or unclaimed for a period of seven years from the date of such transfer, shall be transferred by the Company to the fund known as "Investor Education and Protection Fund" established under the Act.

No unclaimed or unpaid dividend shall be forfeited by the Board before the claim becomes barred by law and the Company shall comply with the provisions of the applicable laws in respect of such dividend.

Winding Up

Subject to the provisions of applicable law, the assets of the Company shall, on its winding up, be applied in satisfaction of its liabilities *pari passu* and, subject to such application, such assets shall be distributed among the Members according to their rights and interests in the Company.

Indemnity

Subject to the provisions the Act, the Company shall indemnify every Director and Officer of the Company against any liability incurred by them in defending any proceedings, whether civil or criminal, in which judgment is given in their favour or in which they are acquitted or in which relief is granted to them by the court or the tribunal. However, such indemnification shall not apply in respect of any cost or loss or expenses to the extent it is finally judicially determined to have resulted from the negligence, willful misconduct or bad faith acts or omissions of such Director.

SECTION IX: OTHER INFORMATION

MATERIAL CONTRACTS AND DOCUMENTS FOR INSPECTION

The copies of the following documents and contracts which have been entered or are to be entered into by our Company (not being contracts entered into in the ordinary course of business carried on by our Company or contracts entered into more than two years before the date of this Red Herring Prospectus) which are or may be deemed material will be attached to the copy of this Red Herring Prospectus which will be delivered to the RoC. Copies of the abovementioned contracts and also the documents for inspection referred to hereunder, may be inspected at the Registered and Corporate Office between 10 a.m. and 5 p.m. IST on all Working Days and shall be also available on the website of our Company from date of this Red Herring Prospectus until the Bid/ Offer Closing Date.

A. Material Contracts for the Offer

1. Offer agreement dated December 24, 2021 read with the amendment to the Offer agreement dated October 6, 2023 and the second amendment agreement to the Offer Agreement dated October 25, 2023 among our Company, the Selling Shareholders and Book Running Lead Managers.
2. Registrar agreement dated December 23, 2021 read with the amendment to the Registrar agreement dated October 6, 2023 and the second amendment agreement to the Registrar Agreement dated October 25, 2023 among our Company, the Selling Shareholders, and the Registrar to the Offer.
3. Cash escrow and sponsor bank agreement dated October 30, 2023 among our Company, the Selling Shareholders, the Registrar to the Offer, the Book Running Lead Managers, the Syndicate Member, and the Banker(s) to the Offer.
4. Share escrow agreement dated October 27, 2023 among our Company, the Selling Shareholders, and the Share Escrow Agent.
5. Syndicate agreement dated October 30, 2023 among our Company, the Selling Shareholders, the Book Running Lead Managers, the Syndicate Member, and the Registrar to the Offer.
6. Underwriting agreement dated [●] among our Company, the Selling Shareholders, and the Underwriters.

B. Material Documents

1. Certified copies of our Memorandum of Association and Articles of Association, as amended from time to time.
2. Certificate of incorporation dated December 27, 1995 issued by the RoC in the name of 'National Securities Depository Limited'.
3. Certificate of incorporation dated December 19, 2012 issued by the RoC upon change in name of our Company from 'National Securities Depository Limited' to 'NSDL e-Governance Infrastructure Limited'.
4. Fresh certificate of incorporation dated December 8, 2021 issued by the RoC to our Company consequent upon change of name to 'Protean eGov Technologies Limited'.
5. Approval from PFRDA for change of name of the Company dated November 24, 2021.
6. Certificate of commencement for business dated February 8, 1996, issued by the RoC.
7. Copies of annual reports of our Company for the Financial Years 2023, 2022, and 2021.
8. Resolution of our Board of Directors dated December 3, 2021 authorising the Offer and other related matters.
9. Following board resolutions/authorisations and consents from the Selling Shareholders:

Selling Shareholder	Date of consent	Date of board resolution/authorisation
360 One Special Opportunities Fund (formerly known as IIFL Special Opportunities Fund)	October 25, 2023	October 25, 2023
360 One Special Opportunities Fund – Series 2 (formerly known as IIFL Special Opportunities Fund – Series 2)	October 25, 2023	October 25, 2023
360 One Special Opportunities Fund – Series 3 (formerly known as IIFL Special Opportunities Fund – Series 3)	October 25, 2023	October 25, 2023

360 One Special Opportunities Fund – Series 4 (formerly known as IIFL Special Opportunities Fund – Series 4)	October 25, 2023	October 25, 2023
360 One Special Opportunities Fund – Series 5 (formerly known as IIFL Special Opportunities Fund – Series 5)	October 25, 2023	October 25, 2023
NSE Investments Limited	October 25, 2023	June 11, 2021
Administrator of the Specified Undertaking of the Unit Trust of India	October 25, 2023	April 26, 2021 and September 20, 2021
HDFC Bank Limited	October 25, 2023	June 5, 2021
Axis Bank Limited	October 25, 2023	June 18, 2021
Deutsche Bank A.G.*	October 25, 2023	October 14, 2019
Union Bank of India	October 25, 2023	September 2, 2021

*It is hereby clarified that the Mumbai branch office of Deutsche Bank A. G. is the shareholder in the Company and is acting as a Selling Shareholder.

10. Resolution of the Board of Directors dated December 23, 2021 approving the Draft Red Herring Prospectus.
11. Resolution of the IPO Committee dated December 24, 2021 approving the Draft Red Herring Prospectus read with resolutions of the Board of Directors and the IPO Committee dated April 18, 2022 and April 27, 2022, respectively approving the first addendum to the Draft Red Herring Prospectus dated April 27, 2022 and resolution of the Board dated April 25, 2023 approving the second addendum to the Draft Red Herring Prospectus dated April 25, 2023.
12. Resolution of the Board of Directors dated October 30, 2023 approving this Red Herring Prospectus.
13. Report titled ‘Assessment of large-scale IT infrastructure demand in India’ December 2021 read with the first addendum to the report dated April 2023 and the second addendum to the report dated September 2023 issued by CRISIL.
14. The report dated October 6, 2023 on the statement of possible special tax benefits issued by our Statutory Auditors.
15. Scheme of Arrangement between NSDL Depository Limited and our Company.
16. Trademark assignment agreement dated October 12, 2022 entered into by our Company and National Securities Depository Limited.
17. Domain Names Transfer Agreement dated October 12, 2022 entered into by our Company and National Securities Depository Limited.
18. Trademark license agreement dated October 12, 2022 entered into by our Company and National Securities Depository Limited.
19. Certificate dated October 30, 2023 issued by M/s. S D T & Co., Chartered Accountants, certifying the KPIs of our Company.
20. Examination report dated October 6, 2023 of our Statutory Auditors on the Restated Consolidated Financial Information, included in this Red Herring Prospectus.
21. Consent letters of our Directors, our Company Secretary, Compliance officer, Legal Counsel to our Company as to Indian law, Bankers to our Company, and the Book Running Lead Managers, independent chartered accountant, the Syndicate Member(s), the Banker(s) to the Offer and the Registrar to the Offer, to act in their respective capacities.
22. Our Company has received written consent dated December 24, 2021 from B S R & Associates LLP, to include their name as required under section 26 (1) of the Companies Act, 2013 read with SEBI ICDR Regulations, in this RHP, and as an “expert” as defined under section 2(38) of the Companies Act, 2013 to the extent and in their capacity as our Statutory Auditors, and in respect of their (i) examination report dated October 6, 2023 on our Restated Consolidated Financial Information; and (ii) their report dated October 6, 2023 on the Statement of Possible Special Tax Benefits in this RHP and such consent has not been withdrawn as on the date of this RHP. However, the term “expert” shall not be construed to mean an “expert” as defined under the U.S. Securities Act.
23. Board resolution dated June 18, 2020 and Shareholders resolution dated September 18, 2020 for approving the terms of our Managing Director and Chief Executive Officer, Suresh Kumar Sethi.
24. Board resolution dated February 22, 2022 and Shareholders resolution dated April 11, 2022, respectively, for approving the terms of our Whole-time Director and Chief Operating Officer, Jayesh Waman Sule.

25. In-principle listing approval dated January 18, 2022 issued by BSE.
26. Tripartite agreement dated July 28, 2021 among our Company, CDSL and the Registrar to the Offer.
27. Tripartite agreement dated June 10, 2021 among our Company, NSDL and the Registrar to the Offer.
28. Due diligence certificate dated December 24, 2021 addressed from the Book Running Lead Managers to SEBI.
29. SEBI observation letter no. SEBI/CFD/DIL1/2022/58258 dated November 17, 2022.

Any of the contracts or documents mentioned in this Red Herring Prospectus may be amended or modified at any time if so required in the interest of our Company or if required by the other parties, without reference to our Shareholders, subject to compliance with the provisions contained in the Companies Act and other relevant statutes.

DECLARATION

I hereby certify and declare that all relevant provisions of the Companies Act and the guidelines or regulations issued by the Government of India or the guidelines or regulations issued by SEBI, established under Section 3 of the SEBI Act, as the case may be, have been complied with and no statement made in this Red Herring Prospectus is contrary to the provisions of the Companies Act, the SCRA, the SEBI Act or rules made or guidelines or regulations issued thereunder, as the case may be. I further certify that all the statements in this Red Herring Prospectus are true and correct.

SIGNED BY DIRECTOR OF OUR COMPANY

Suresh Kumar Sethi

(Managing Director and Chief Executive Officer)

Place: Mumbai

Date: October 30, 2023

DECLARATION

I hereby certify and declare that all relevant provisions of the Companies Act and the guidelines or regulations issued by the Government of India or the guidelines or regulations issued by SEBI, established under Section 3 of the SEBI Act, as the case may be, have been complied with and no statement made in this Red Herring Prospectus is contrary to the provisions of the Companies Act, the SCRA, the SEBI Act or rules made or guidelines or regulations issued thereunder, as the case may be. I further certify that all the statements in this Red Herring Prospectus are true and correct.

SIGNED BY DIRECTOR OF OUR COMPANY

Jayesh Waman Sule

(Whole-time Director and Chief Operating Officer)

Place: Mumbai

Date: October 30, 2023

DECLARATION

I hereby certify and declare that all relevant provisions of the Companies Act and the guidelines or regulations issued by the Government of India or the guidelines or regulations issued by SEBI, established under Section 3 of the SEBI Act, as the case may be, have been complied with and no statement made in this Red Herring Prospectus is contrary to the provisions of the Companies Act, the SCRA, the SEBI Act or rules made or guidelines or regulations issued thereunder, as the case may be. I further certify that all the statements in this Red Herring Prospectus are true and correct.

SIGNED BY DIRECTOR OF OUR COMPANY

Karan Omprakash Bhagat
(Non-Executive Director)

Place: Mumbai

Date: October 30, 2023

DECLARATION

I hereby certify and declare that all relevant provisions of the Companies Act and the guidelines or regulations issued by the Government of India or the guidelines or regulations issued by SEBI, established under Section 3 of the SEBI Act, as the case may be, have been complied with and no statement made in this Red Herring Prospectus is contrary to the provisions of the Companies Act, the SCRA, the SEBI Act or rules made or guidelines or regulations issued thereunder, as the case may be. I further certify that all the statements in this Red Herring Prospectus are true and correct.

SIGNED BY DIRECTOR OF OUR COMPANY

Mukesh Agarwal

(Non-Executive Director)

Place: Mumbai

Date: October 30, 2023

DECLARATION

I hereby certify and declare that all relevant provisions of the Companies Act and the guidelines or regulations issued by the Government of India or the guidelines or regulations issued by SEBI, established under Section 3 of the SEBI Act, as the case may be, have been complied with and no statement made in this Red Herring Prospectus is contrary to the provisions of the Companies Act, the SCRA, the SEBI Act or rules made or guidelines or regulations issued thereunder, as the case may be. I further certify that all the statements in this Red Herring Prospectus are true and correct.

SIGNED BY DIRECTOR OF OUR COMPANY

Shailesh Vishnubhai Haribhakti
(Non-Executive Director)

Place: Mumbai
Date: October 30, 2023

DECLARATION

I hereby certify and declare that all relevant provisions of the Companies Act and the guidelines or regulations issued by the Government of India or the guidelines or regulations issued by SEBI, established under Section 3 of the SEBI Act, as the case may be, have been complied with and no statement made in this Red Herring Prospectus is contrary to the provisions of the Companies Act, the SCRA, the SEBI Act or rules made or guidelines or regulations issued thereunder, as the case may be. I further certify that all the statements in this Red Herring Prospectus are true and correct.

SIGNED BY DIRECTOR OF OUR COMPANY

Abhaya Prasad Hota
(Independent Director)

Place: Mumbai

Date: October 30, 2023

DECLARATION

I hereby certify and declare that all relevant provisions of the Companies Act and the guidelines or regulations issued by the Government of India or the guidelines or regulations issued by SEBI, established under Section 3 of the SEBI Act, as the case may be, have been complied with and no statement made in this Red Herring Prospectus is contrary to the provisions of the Companies Act, the SCRA, the SEBI Act or rules made or guidelines or regulations issued thereunder, as the case may be. I further certify that all the statements in this Red Herring Prospectus are true and correct.

SIGNED BY DIRECTOR OF OUR COMPANY

Lloyd Mathias
(Independent Director)

Place: New Delhi

Date: October 30, 2023

DECLARATION

I hereby certify and declare that all relevant provisions of the Companies Act and the guidelines or regulations issued by the Government of India or the guidelines or regulations issued by SEBI, established under Section 3 of the SEBI Act, as the case may be, have been complied with and no statement made in this Red Herring Prospectus is contrary to the provisions of the Companies Act, the SCRA, the SEBI Act or rules made or guidelines or regulations issued thereunder, as the case may be. I further certify that all the statements in this Red Herring Prospectus are true and correct.

SIGNED BY DIRECTOR OF OUR COMPANY

Shailesh Sharad Kekre
(Independent Director)

Place: Bangalore

Date: October 30, 2023

DECLARATION

I hereby certify and declare that all relevant provisions of the Companies Act and the guidelines or regulations issued by the Government of India or the guidelines or regulations issued by SEBI, established under Section 3 of the SEBI Act, as the case may be, have been complied with and no statement made in this Red Herring Prospectus is contrary to the provisions of the Companies Act, the SCRA, the SEBI Act or rules made or guidelines or regulations issued thereunder, as the case may be. I further certify that all the statements in this Red Herring Prospectus are true and correct.

SIGNED BY DIRECTOR OF OUR COMPANY

Preeti Gautam Mehta
(Independent Director)

Place: Mumbai

Date: October 30, 2023

DECLARATION

I hereby certify and declare that all relevant provisions of the Companies Act and the guidelines or regulations issued by the Government of India or the guidelines or regulations issued by SEBI, established under Section 3 of the SEBI Act, as the case may be, have been complied with and no statement made in this Red Herring Prospectus is contrary to the provisions of the Companies Act, the SCRA, the SEBI Act or rules made or guidelines or regulations issued thereunder, as the case may be. I further certify that all the statements in this Red Herring Prospectus are true and correct.

SIGNED BY DIRECTOR OF OUR COMPANY

Aruna Rao

(Independent Director)

Place: Mumbai

Date: October 30, 2023

DECLARATION

I hereby certify and declare that all relevant provisions of the Companies Act and the guidelines or regulations issued by the Government of India or the guidelines or regulations issued by SEBI, established under Section 3 of the SEBI Act, as the case may be, have been complied with and no statement made in this Red Herring Prospectus is contrary to the provisions of the Companies Act, the SCRA, the SEBI Act or rules made or guidelines or regulations issued thereunder, as the case may be. I further certify that all the statements in this Red Herring Prospectus are true and correct.

SIGNED BY THE CHIEF FINANCIAL OFFICER

Sudeep Bhatia
(Chief Financial Officer)

Place: Mumbai

Date: October 30, 2023

DECLARATION

We, 360 One Special Opportunities Fund, hereby confirm that all statements and undertakings specifically made by us in this Red Herring Prospectus in relation to ourselves, as a Selling Shareholder and our portion of the Offered Shares, are true and correct. We assume no responsibility for any other statements, disclosures and undertakings including statements made or confirmed by or relating to the Company or any other person(s) in this Red Herring Prospectus.

FOR AND ON BEHALF OF 360 ONE SPECIAL OPPORTUNITIES FUND

Authorised Signatory

Name: Nidhi Ghuman

Designation: Senior Executive Vice President

Place: Mumbai

Date: October 30, 2023

DECLARATION

We, 360 One Special Opportunities Fund – Series 2, hereby confirm that all statements and undertakings specifically made by us in this Red Herring Prospectus in relation to ourselves, as a Selling Shareholder and our portion of the Offered Shares, are true and correct. We assume no responsibility for any other statements, disclosures and undertakings including statements made or confirmed by or relating to the Company or any other person(s) in this Red Herring Prospectus.

FOR AND ON BEHALF OF 360 ONE SPECIAL OPPORTUNITIES FUND – SERIES 2

Authorised Signatory

Name: Nidhi Ghuman

Designation: Senior Executive Vice President

Place: Mumbai

Date: October 30, 2023

DECLARATION

We, 360 One Special Opportunities Fund – Series 3, hereby confirm that all statements and undertakings specifically made by us in this Red Herring Prospectus in relation to ourselves, as a Selling Shareholder and our portion of the Offered Shares, are true and correct. We assume no responsibility for any other statements, disclosures and undertakings including statements made or confirmed by or relating to the Company or any other person(s) in this Red Herring Prospectus.

FOR AND ON BEHALF OF 360 ONE SPECIAL OPPORTUNITIES FUND – SERIES 3

Authorised Signatory

Name: Nidhi Ghuman

Designation: Senior Executive Vice President

Place: Mumbai

Date: October 30, 2023

DECLARATION

We, 360 One Special Opportunities Fund – Series 4, hereby confirm that all statements and undertakings specifically made by us in this Red Herring Prospectus in relation to ourselves, as a Selling Shareholder and our portion of the Offered Shares, are true and correct. We assume no responsibility for any other statements, disclosures and undertakings including statements made or confirmed by or relating to the Company or any other person(s) in this Red Herring Prospectus.

FOR AND ON BEHALF OF 360 ONE SPECIAL OPPORTUNITIES FUND – SERIES 4

Authorised Signatory

Name: Nidhi Ghuman

Designation: Senior Executive Vice President

Place: Mumbai

Date: October 30, 2023

DECLARATION

We, 360 One Special Opportunities Fund – Series 5, hereby confirm that all statements and undertakings specifically made by us in this Red Herring Prospectus in relation to ourselves, as a Selling Shareholder and our portion of the Offered Shares, are true and correct. We assume no responsibility for any other statements, disclosures and undertakings including statements made or confirmed by or relating to the Company or any other person(s) in this Red Herring Prospectus.

FOR AND ON BEHALF OF 360 ONE SPECIAL OPPORTUNITIES FUND – SERIES 5

Authorised Signatory

Name: Nidhi Ghuman

Designation: Senior Executive Vice President

Place: Mumbai

Date: October 30, 2023

DECLARATION

We, NSE Investments Limited, hereby confirm that all statements and undertakings specifically made by us in this Red Herring Prospectus in relation to ourselves, as a Selling Shareholder and our portion of the Offered Shares, are true and correct. We assume no responsibility for any other statements, disclosures and undertakings including statements made or confirmed by or relating to the Company or any other person(s) in this Red Herring Prospectus.

FOR AND ON BEHALF OF NSE INVESTMENTS LIMITED

Authorised Signatory

Name: Ashish Krishna

Designation: Managing Director, NSE Investments Limited

Place: Mumbai

Date: October 30, 2023

DECLARATION

We, Administrator of the Specified Undertaking of the Unit Trust of India, hereby confirm that all statements and undertakings specifically made by us in this Red Herring Prospectus in relation to ourselves, as a Selling Shareholder and our portion of the Offered Shares, are true and correct. We assume no responsibility for any other statements, disclosures and undertakings including statements made or confirmed by or relating to the Company or any other person(s) in this Red Herring Prospectus.

FOR AND ON BEHALF OF ADMINISTRATOR OF THE SPECIFIED UNDERTAKING OF THE UNIT TRUST OF INDIA

Authorised Signatory

Name: Avinash Kumar

Designation: VP

Place: Mumbai

Date: October 30, 2023

DECLARATION

We, HDFC Bank Limited, hereby confirm that all statements and undertakings specifically made by us in this Red Herring Prospectus in relation to ourselves, as a Selling Shareholder and our portion of the Offered Shares, are true and correct. We assume no responsibility for any other statements, disclosures and undertakings including statements made or confirmed by or relating to the Company or any other person(s) in this Red Herring Prospectus.

FOR AND ON BEHALF OF HDFC BANK LIMITED

Authorised Signatory

Name: Ashish Parthasarthy

Designation: Group Head – Branch Banking, Infrastructure, Treasure & Virtual Channels

Place: Mumbai

Date: October 30, 2023

Name: Santosh Haldankar

Designation: Company Secretary

Place: Mumbai

Date: October 30, 2023

DECLARATION

We, Axis Bank Limited, hereby confirm that all statements and undertakings specifically made by us in this Red Herring Prospectus in relation to ourselves, as a Selling Shareholder and our portion of the Offered Shares, are true and correct. We assume no responsibility for any other statements, disclosures and undertakings including statements made or confirmed by or relating to the Company or any other person(s) in this Red Herring Prospectus.

FOR AND ON BEHALF OF AXIS BANK LIMITED

Authorised Signatory

Name: Nithin Johnson

Designation: Head - Strategies & New Initiatives

Place: Mumbai

Date: October 30, 2023

DECLARATION

We, Deutsche Bank A.G., hereby confirm that all statements and undertakings specifically made by us in this Red Herring Prospectus in relation to ourselves, as a Selling Shareholder and our portion of the Offered Shares, are true and correct. We assume no responsibility for any other statements, disclosures and undertakings including statements made or confirmed by or relating to the Company or any other person(s) in this Red Herring Prospectus.

FOR AND ON BEHALF OF DEUTSCHE BANK A.G.*

Authorised Signatory

Name: Janak Dalal

Designation: Managing Director

Place: Mumbai

Date: October 30, 2023

Authorised Signatory

Name: Rajesh Thakur

Designation: Managing Director

Place: Mumbai

Date: October 30, 2023

**It is hereby clarified that the Mumbai branch office of Deutsche A.G. is the shareholder in the Company and is acting as a Selling Shareholder.*

DECLARATION

We, Union Bank of India, hereby confirm that all statements and undertakings specifically made by us in this Red Herring Prospectus in relation to ourselves, as a Selling Shareholder and our portion of the Offered Shares, are true and correct. We assume no responsibility for any other statements, disclosures and undertakings including statements made or confirmed by or relating to the Company or any other person(s) in this Red Herring Prospectus.

FOR AND ON BEHALF OF UNION BANK OF INDIA

Authorised Signatory

Name: Akhilesh Kumar

Designation: Deputy General Manager

Place: Mumbai

Date: October 30, 2023