



Market Cues

Indian markets are likely to open positive tracking global indices and SGX Nifty.

US stocks moved mostly higher during trading on Friday, extending the upward trend seen over the past several sessions. With the continued advance, the Nasdaq and the S&P 500 once again reached new record closing highs. The Dow rose 0.3 percent to 31,148 and the Nasdaq advanced 0.6 percent to 13,856,

U.K. stocks were little changed on Friday as investors fretted over coronavirus lockdowns and rising bond yields. Signs of a slowing housing market also weighed on markets. U.K. house prices fell 0.3 percent in January from a month earlier as the market appeared to lose momentum following a stimulus-fueled surge last year. The benchmark FTSE 100 inched up by 0.1 percent to 6,509.

Indian shares ended off their day's highs on Friday despite positive global cues and better-than-expected December quarter results from State Bank of India. Earlier the day, the Reserve Bank of India (RBI) left its key interest rates unchanged, as expected, at the first policy-setting meeting of the year and projected a 10.5% GDP growth. The benchmark BSE Sensex closed up by 0.2 percent to 50,732.

Stock Update

- **Stock:** Carborundum Universal **Reco:** Buy **Reco Price:** ₹452
Target: ₹550
- **Stock:** Mindtree **Reco:** Exit **Reco Price:** ₹1,707

Investor's Ready Reckoner

Key Domestic & Global Indicators

Stock Watch: Latest investment recommendations on 150+ stocks

Refer Pg7 onwards

Top Picks

| Company | Sector | Rating | CMP (₹) | Target (₹) | Upside (%) |
|-----------------------|------------|--------|---------|------------|------------|
| IDFC First Bank | Bank | Buy | 48 | 61 | 26.4 |
| JK Lakshmi Cement | Cement | Buy | 350 | 422 | 20.5 |
| Metropolis Healthcare | Healthcare | Buy | 2,168 | 2,593 | 19.6 |
| Galaxy Surfactants | Chemicals | Buy | 2,189 | 2,569 | 17.3 |

More Top Picks on Pg3

| Domestic Indices | Chg (%) | (Pts) | (Close) |
|------------------|---------|-------|---------|
| BSE Sensex | 0.2 | 118 | 50,732 |
| Nifty | 0.2 | 29 | 14,924 |
| Mid Cap | -0.9 | -181 | 19,413 |
| Small Cap | -0.3 | -52 | 19,096 |
| Bankex | 0.9 | 361 | 40,302 |

| Global Indices | Chg (%) | (Pts) | (Close) |
|----------------|---------|-------|---------|
| Dow Jones | 0.3 | 93 | 31,148 |
| Nasdaq | 0.6 | 79 | 13,856 |
| FTSE | 0.1 | 6 | 6,509 |
| Nikkei | 1.5 | 438 | 28,779 |
| Hang Seng | 0.6 | 176 | 29,289 |
| Shanghai Com | -1.0 | -37 | 3,496 |

| Advances / Declines | BSE | NSE |
|---------------------|-------|-------|
| Advances | 1,289 | 760 |
| Declines | 1,688 | 1,153 |
| Unchanged | 151 | 84 |

| Volumes (₹ Cr) | |
|----------------|--------|
| BSE | 5,576 |
| NSE | 95,437 |

| Net Inflows (₹ Cr) | Net | Mtd | Ytd |
|--------------------|-------|---------|---------|
| FII | 6,809 | 8,658 | 23,466 |
| *MFs | 1,970 | -12,980 | -12,980 |

| Top Gainers | Price (₹) | Chg (%) |
|-------------|-----------|---------|
| BAJAJELEC | 921.45 | 20.0 |
| PAISALO | 862.70 | 18.4 |
| MSTC | 302.80 | 14.3 |
| INTELLECT | 449.35 | 12.8 |
| MAHLIFE | 457.15 | 12.2 |

| Top Losers | Price (₹) | Chg (%) |
|------------|-----------|---------|
| ZEEL | 215.30 | -13.7 |
| PRIVISCL | 631.90 | -10.0 |
| INSECTICID | 468.35 | -8.3 |
| KNRCON | 211.00 | -7.1 |
| PFS | 18.55 | -7.0 |

As on Feb 05, 2021

**Stock Update:**

Stock: Carborundum Universal **Reco:** Buy **Reco Price:** ₹452
Target: ₹550

Rationale:

Carborundum Universal (CUMI) is part of the Murugappa group and is a leading manufacturer of abrasives, industrial ceramics, refractories, and electro minerals in India having application across diversified user industries. The company is expected to benefit from improving demand scenarios across its end user industries such as auto, auto components, engineering, basic metals, infrastructure, and power. While demand from the Auto sector has been robust we expect demand from metal industry pick up given increased economic activity. The company has posted a robust set of numbers for Q3FY21 with revenues increasing by 13.0% yoy to Rs. 730 crore driven by domestic growth. Overseas operations were impacted due to the second wave of Covid-19. EBIDTA for the quarter was up by 37.8% YoY to Rs. 123 crore while EBIDTA margins also improved to 16.9%. Net profit for the quarter was up by 39.5% YoY to Rs. 87.7 crore. We expect the company to post robust growth driven by strong demand from end user industries and improvement in overseas operations in FY22. Given the beat on Q3FY21 numbers and strong growth potential we rate the company a BUY.

Stock: Mindtree **Reco:** Exit **Reco Price:** ₹1,707

Rationale:

We are exiting Mndtree as we expect underperformance in the stock going forward post the Union Budget. We expect the stock to consolidate near current levels for some time. While we remain positive on the long term growth prospects of the company we believe that upsidised will be limited in the near term.

Economic News

- India, EU hold high-level dialogue, discuss ways to promote trade
- Tamil Nadu government announces waiver of crop loans worth Rs 12,110 crore
- MFs' selling spree continues, pull out Rs 12,980 cr from equities in Jan

Corporate News

- Adani Airports acquires 23.5% stake in Mumbai International Airport for ₹1,685 crore
- Reliance buys two-thirds of own gas from KG-D6; GAIL, Shell among buyers
- Punjab National Bank to raise Rs 3,200 cr from share sale this quarter



Top Picks

| Company | Market Cap (₹ Cr) | CMP (₹) | Target (₹) | Upside (%) | Rationale |
|-----------------------|----------------------|------------|---------------|---------------|-----------------------------------------------------------------------------------------------------------------------------------------------------------------------------------------------------------------------------------------------------------------------------------------------------------------------------------------------------------------------------------------------------------------------------------------------------------------------------------------------------------------------------------------------------------|
| IDFC First Bank | 27,372 | 48 | 61 | 26.4 | We believe efforts to built liability franchise, fresh capital infusion and provision taken on wholesale book will help to tide over this difficult time. The IDFC First Bank is trading (0.7 x FY22ABV) at a significant discount to historical average valuations. |
| JK Lakshmi Cement | 4,121 | 350 | 422 | 20.5 | JK Lakshmi is predominantly a north India cement company with capacity of 13.3 Mn Mt. Currently, north India is favorable location for the cement industry as it is consolidated to a large extent as well as demand and supply outlook is better compared to other locations. It is also trading at a significant discount compared to other north based cement companies |
| Metropolis Healthcare | 11,078 | 2,168 | 2,593 | 19.6 | We are positive on the company given expected long term growth rates of ~15% CAGR. Stable margins profile and moderating competitive intensity |
| Galaxy Surfactants | 7,762 | 2,189 | 2,569 | 17.3 | Galaxy Surfactants is a market leader in oleochemical-based surfactants, which is used in personal and home care products. The company has been increasing its share of high margin specialty care products in it's portfolio which now accounts for ~ 40% of it's revenues while the balance is accounted for by the performance surfactant business. The company has a very strong relationship with MNC clients like Unilever, P&G, Henkel, Colgate-Palmolive and supplies raw materials to them not only in India but also in US, EU and MENA region. |
| Narayana Hrudayalaya | 10,396 | 509 | 575 | 13.0 | Narayana Hrudayalaya is engaged in providing economical healthcare services, specifically surgery related to cardiac. Company having 21 hospitals with Operational beds of 5920. Company major revenue comes from Bangalore and Kolkata region with 38% and 28% respectively. |
| NRB Bearings | 1,085 | 112 | 135 | 20.6 | NRB is one of the leading suppliers of bearings to Auto companies. The company supplies bearings to two wheelers, PV, CV, Three wheelers and tractors OEMs and has a wide customer base. The company has also been focusing on exports markets in order to diversify its revenue base. |



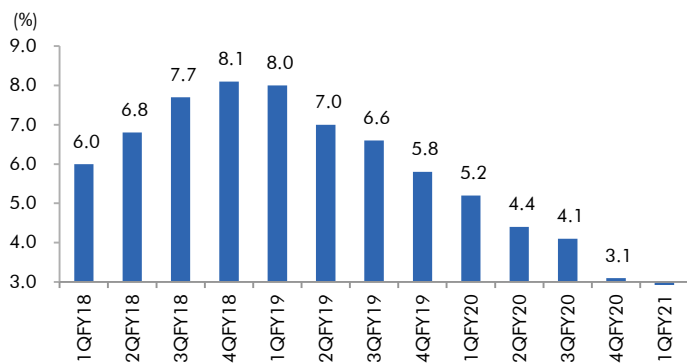
Continued....

| Company | Market Cap (₹ Cr) | CMP (₹) | Target (₹) | Upside (%) | Rationale |
|-----------------------|----------------------|------------|---------------|---------------|-------------------------------------------------------------------------------------------------------------------------------------------------------------------------------------------------------------------------------------------------------------------------------------------------------------------------------------------------------------------------------------------------------------------------------------------------------------------------------------------------------------------------------------------------------------------------------------------------------------------|
| Ashok Leyland | 38,661 | 132 | 150 | 13.9 | Ashok Leyland Ltd (ALL) is one of the leading player in India CV industry with a 32% market share in the MHCV segment. The company also has a strong presence in the fast growing LCV segment. |
| Escorts Ltd | 18,888 | 1,401 | 1,573 | 12.3 | Escorts is a prominent tractor player domestically with market share in excess of 11%. With rural India relatively less impacted due to Covid-19, record food-grain procurement by government agencies as well as better than expected Kharif crop in 2020, we expect the tractor industry will continue to outperform the larger automobile space in FY21. The company has also reported a strong growth of 25.7% YoY in Q3FY21 which is expected to continue into the fourth quarter driven by strong demand. |
| Federal Bank | 16,596 | 83 | 95 | 14.3 | Federal bank is one of India's largest old generation private sector banks with total assets of Rs. 1.9 lakh cr. with deposits of Rs. 1.56 lakh cr. and a loan book of Rs. 1.2 lakh cr in F21. NPA's have remained steady for the bank over the past few years with GNPA for Q3FY21 at 3.38% while NNPA ratio stood at 1.14%. PCR at the end of Q3FY21 stood at ~67% which we believe is adequate. Restructuring book is expected to be at Rs. 1,500-1,600 crore out of which Rs. 1,067 crore has already been restructured. This is against earlier expectations of total restructuring of Rs. 3,000-3,500 crore |
| PNC Infratech | 5,870 | 229 | 268 | 17.0 | PNC Infratech is a mid-sized road EPC player. It has more than two decades of experience in executing projects for marquee clients such as NHAI, UPEIDA, MSRDC, UPPCL etc. Company has a strong and healthy order book. On an F20 basis it has a book to bill ratio of more than 3.5x. Its entire order book is from the public sector, where risk of cancellation is low. PNC has a track record of completing projects ahead of timelines, as a result of which it is eligible for early completion bonus from its clients. |
| Carborundum Universal | 8,998 | 475 | 550 | 15.8 | Carborundum Universal (CUMI) is part of the Murugappa group and is a leading manufacturer of abrasives, industrial ceramics, refractories, and electro minerals in India having application across diversified user industries. The company is expected to benefit from improving demand scenarios across its end user industries such as auto, auto components, engineering, basic metals, infrastructure, and power. While demand from the Auto sector has been robust we expect demand from metal industry pick up given increased economic activity. |



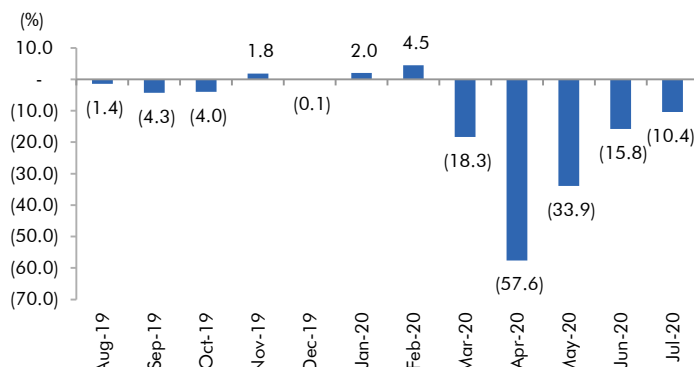
Macro watch

Exhibit 1: Quarterly GDP trends



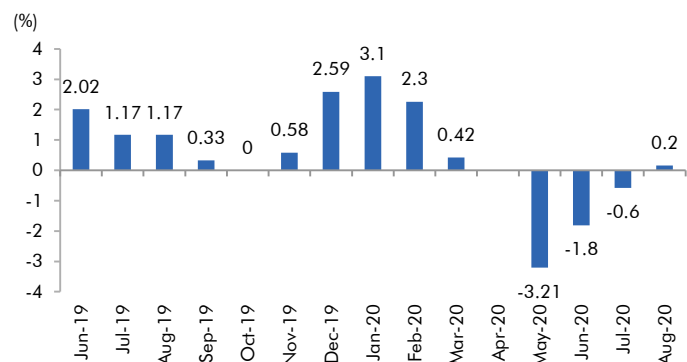
Source: CSO, Angel Research

Exhibit 2: IIP trends



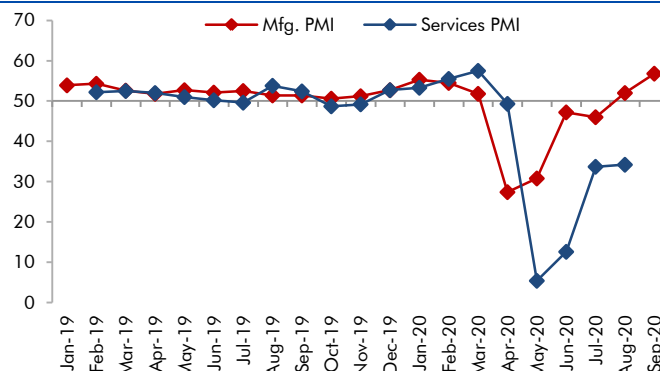
Source: MOSPI, Angel Research

Exhibit 3: Monthly WPI inflation trends



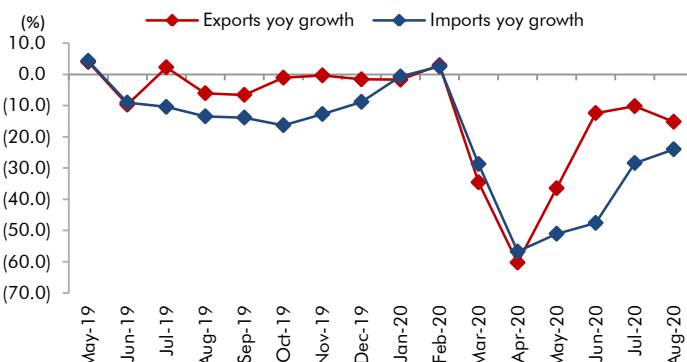
Source: MOSPI, Angel Research

Exhibit 4: Manufacturing and services PMI



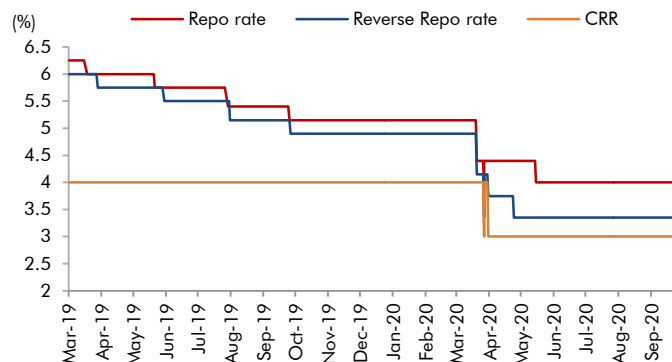
Source: Market, Angel Research; Note: Level above 50 indicates expansion

Exhibit 5: Exports and imports growth trends



Source: Bloomberg, Angel Research As of 05 Oct, 2020

Exhibit 6: Key policy rates

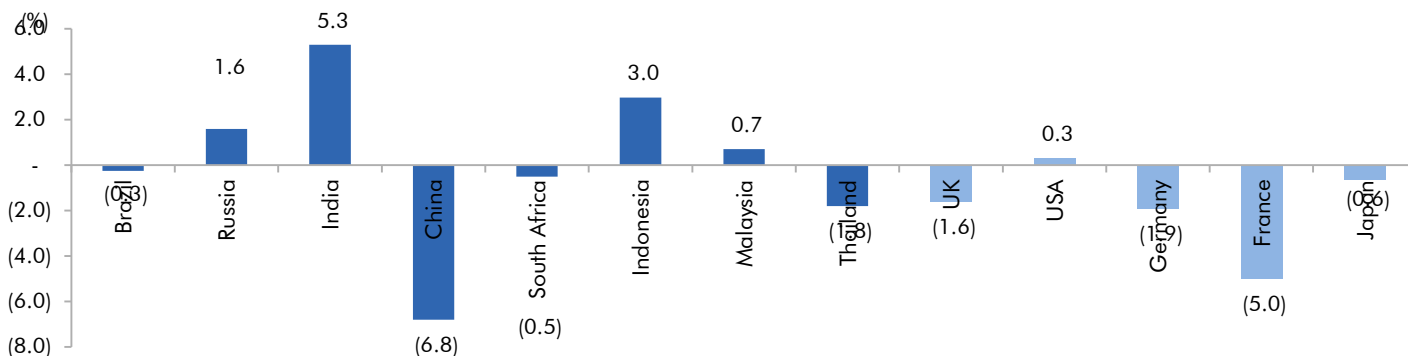


Source: RBI, Angel Research



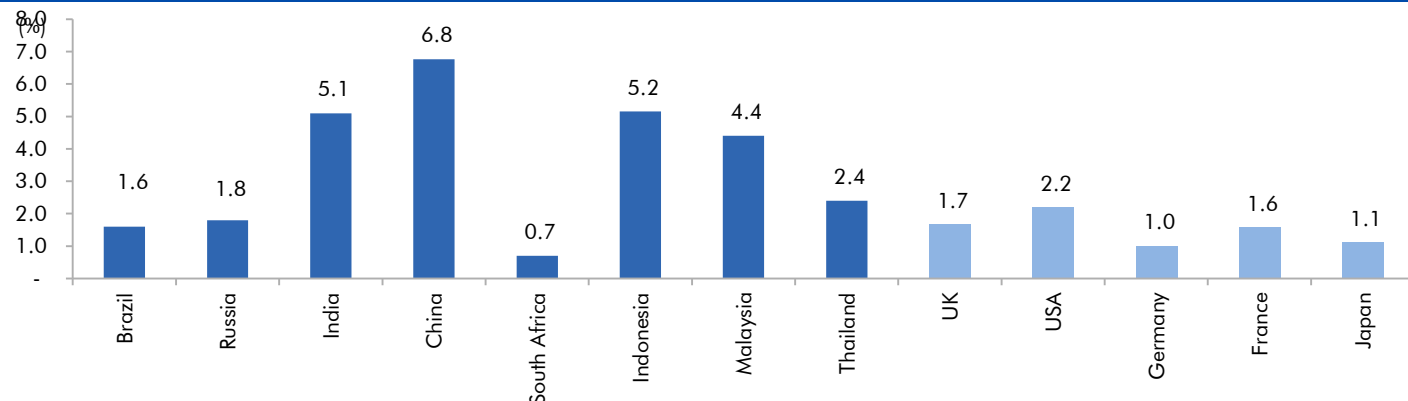
Global watch

Exhibit 1: Latest quarterly GDP Growth (% , yoy) across select developing and developed countries



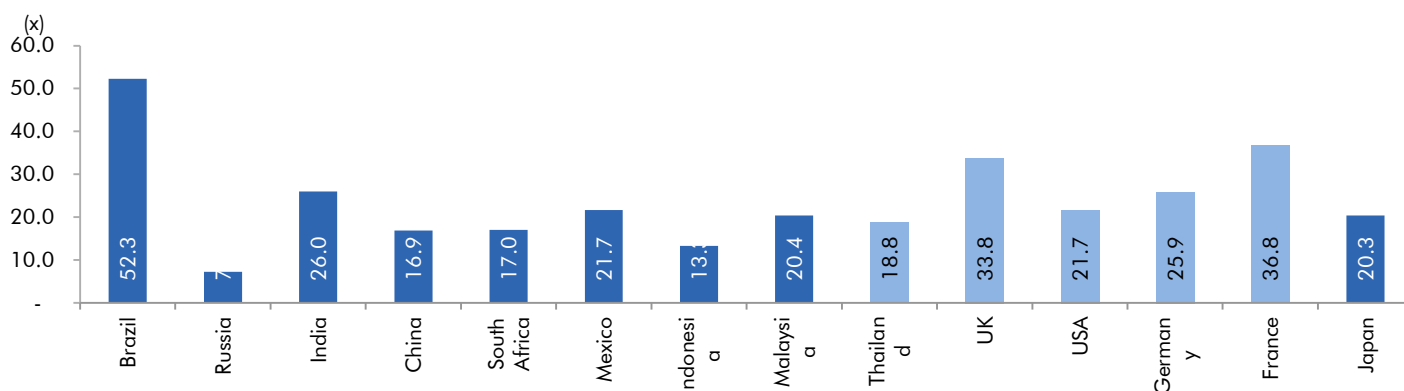
Source: Bloomberg, Angel Research As of 05 Oct, 2020

Exhibit 2: 2017 GDP Growth projection by IMF (% , yoy) across select developing and developed countries



Source: IMF, Angel Research As of 05 Oct, 2020

Exhibit 3: One year forward P-E ratio across select developing and developed countries



Source: IMF, Angel Research As of 05 Oct, 2020


Exhibit 4: Relative performance of indices across globe

| Country | Name of index | Closing price | 1M | Returns (%) | |
|--------------|--------------------|---------------|------|-------------|-------|
| | | | | 3M | 1YR |
| Brazil | Bovespa | 94603 | -7.4 | -4.4 | -9.1 |
| Russia | Micex | 2901 | -2.5 | 2.4 | 7.1 |
| India | Nifty | 11416 | -1.0 | 6.1 | 0.9 |
| China | Shanghai Composite | 3218 | -5.5 | -3.4 | 10.5 |
| South Africa | Top 40 | 50159 | -3.6 | -5.2 | 1.2 |
| Mexico | Mexbol | 36626 | -1.4 | -3.3 | -15.6 |
| Indonesia | LQ45 | 761 | -9.7 | -1.8 | -19.1 |
| Malaysia | KLCI | 1496 | -1.3 | -2.6 | -3.9 |
| Thailand | SET 50 | 788 | -6.6 | -13.6 | -26.5 |
| USA | Dow Jones | 27963 | -2.4 | 6.4 | 5.2 |
| UK | FTSE | 5877 | 0.3 | -6.5 | -20.1 |
| Japan | Nikkei | 23184 | -0.3 | 2.1 | 6.5 |
| Germany | DAX | 12748 | -1.5 | 0.1 | 4.0 |
| France | CAC | 4830 | -2.2 | -4.2 | -13.7 |

Source: Bloomberg, Angel Research As of 05 Oct, 2020


Exhibit 7: Historical Angel Top Picks/Fundamental Calls

| Date Added | Top Picks/Fundamental | Stocks | Reco Price | Target/Revised Price | Current Status |
|------------|-----------------------|------------------------------|------------|----------------------|---------------------|
| 05-02-2021 | Top Picks | Carborundum Universal | 452 | 550 | Open |
| 04-02-2021 | Top Picks | PNC Infratech | 231 | 268 | Open |
| 20-01-2021 | Top Picks | Narayana Hrudayalaya | 419 | 550 | Open |
| 20-01-2021 | Top Picks | IDFC First Bank | 55 | 61 | Open |
| 15-01-2021 | Top Picks | Gujarat Gas | 372 | | Closed(15/01/2021) |
| 24-12-2020 | Top Picks | Gujarat Gas | 376 | 450 | Open |
| 04-02-2021 | Top Picks | Whirlpool of India | 2465 | | Closed(04/02/2021) |
| 24-12-2020 | Top Picks | Whirlpool of India | 2527 | 3027 | Open |
| 06-01-2021 | Top Picks | NRB Bearings | 114 | 135 | Open |
| 18-12-2020 | Top Picks | NRB Bearings | 100 | 118 | Open |
| 18-12-2020 | Top Picks | Narayana Hrudalaya | 419 | 500 | Open |
| 18-12-2020 | Top Picks | Whirlpool of India | 2165 | 2609 | Open |
| 13-01-2021 | Top Picks | Bandhan Bank | 387 | | Closed(13/01/2021) |
| 11-12-2020 | Top Picks | Bandhan Bank | 429 | 525 | Open |
| 26-11-2020 | Top Picks | Bandhan Bank | 359 | 450 | Open |
| 25-11-2020 | Top Picks | Gujarat Gas | 339 | 397 | Open |
| 01-02-2021 | Top Picks | Atul Ltd | 6,470 | | Closed (01/02/2021) |
| 28-10-2020 | Top Picks | Atul Ltd | 6,072 | 7,339 | Open |
| 03-11-2020 | Top Picks | Hind. Aeronautics | 681 | | Closed(03/11/2020) |
| 03-09-2020 | Top Picks | Hind. Aeronautics | 926 | 1,125 | Open |
| 28-09-2020 | Top Picks | Chalet Hotel | 143 | | Closed(28/09/2020) |
| 28-08-2020 | Top Picks | Chalet Hotel | 165 | 200 | Open |
| 06-10-2020 | Top Picks | Metropolis Healthcare | 1,950 | 2,360 | Open |
| 28-08-2020 | Top Picks | Metropolis Healthcare | 1,832 | 2,156 | Open |
| 28-08-2020 | Top Picks | Inox Leisure | 304 | 350 | Open |
| 04-02-2021 | Top Picks | Hawkins Cooker | 5710 | | Closed(04/02/2021) |
| 24-12-2020 | Top Picks | Hawkins Cooker | 5647 | 6776 | Open |
| 17-09-2020 | Top Picks | Hawkins Cooker | 5,211 | 5,992 | Open |
| 27-08-2020 | Top Picks | Hawkins Cooker | 4,918 | 5,682 | Open |
| 17-11-2020 | Top Picks | VIP Industries | 311 | | Closed(17/11/2020) |
| 17-09-2020 | Top Picks | VIP Industries | 325 | 375 | Open |
| 27-08-2020 | Top Picks | VIP Industries | 303 | 348 | Open |
| 04-12-2020 | Top Picks | JK Lakshmi Cement | 363 | 422 | Open |
| 17-11-2020 | Top Picks | JK Lakshmi Cement | 342 | 391 | Open |
| 05-11-2020 | Top Picks | JK Lakshmi Cement | 292 | 355 | Open |
| 24-08-2020 | Top Picks | JK Lakshmi Cement | 287 | 328 | Open |
| 01-12-2020 | Top Picks | Cholamandalam Inv & Fin Comp | 360 | 453 | Open |
| 05-10-2020 | Top Picks | Cholamandalam Inv & Fin Comp | 307 | 332 | Open |
| 03-10-2020 | Top Picks | Cholamandalam Inv & Fin Comp | 257 | 290 | Open |
| 24-08-2020 | Top Picks | Cholamandalam Inv & Fin Comp | 232 | 280 | Open |
| 15-01-2021 | Top Picks | Persistent Systems | 1,620 | | Closed(15/01/2021) |
| 24-08-2020 | Top Picks | Persistent Systems | 1,040 | 1,149 | Open |
| 02-09-2020 | Top Picks | Alembic Pharma | 921 | | Closed(02/09/2020) |
| 04-08-2020 | Top Picks | Alembic Pharma | 1,017 | 1,400 | Open |
| 07-01-2021 | Top Picks | Persistent Systems | 1,514 | 1,776 | Open |
| 28-09-2020 | Top Picks | Persistent Systems | 1,270 | 1,531 | Open |
| 25-08-2020 | Top Picks | Persistent Systems | 1,090 | 1,276 | Open |
| 29-07-2020 | Top Picks | Persistent Systems | 885 | 1,085 | Open |



| | | | | | |
|------------|-----------|---------------------|-------|-------|--------------------|
| 30-10-2020 | Top Picks | Zensar Technologies | 179 | | Closed(30/10/2020) |
| 17-09-2020 | Top Picks | Zensar Technologies | 194 | 234 | Open |
| 29-07-2020 | Top Picks | Zensar Technologies | 155 | 204 | Open |
| 13-01-2021 | Top Picks | Swaraj Engines | 1,415 | | Closed(13/01/2021) |
| 24-08-2020 | Top Picks | Swaraj Engines | 1,645 | 1,891 | Open |
| 08-06-2020 | Top Picks | Swaraj Engines | 1290 | 1,665 | Open |
| 19-11-2020 | Top Picks | Endurance Tech | 1,036 | | Closed(19/11/2020) |
| 24-08-2020 | Top Picks | Endurance Tech | 1,039 | 1,297 | Open |
| 08-06-2020 | Top Picks | Endurance Tech | 838 | 1015 | Open |
| 07-01-2021 | Top Picks | IDFC First Bank | 46 | 55 | Open |
| 25-11-2020 | Top Picks | IDFC First Bank | 36 | 44 | Open |
| 11-11-2020 | Top Picks | IDFC First Bank | 33.2 | 40 | Open |
| 29-08-2020 | Top Picks | IDFC First Bank | 34 | 36 | Open |
| 08-06-2020 | Top Picks | IDFC First Bank | 25.6 | 32 | Open |
| 14-07-2020 | Top Picks | Axis Bank | 423 | | Closed(14/07/2020) |
| 03-06-2020 | Top Picks | Axis Bank | 424 | 500 | Open |
| 21-07-2020 | Top Picks | Bajaj Finance | 3,255 | | Closed(21/07/2020) |
| 24-06-2020 | Top Picks | Bajaj Finance | 3,027 | 3,550 | Open |
| 03-06-2020 | Top Picks | Bajaj Finance | 2,455 | 3,000 | Open |
| 13-01-2021 | Top Picks | Escorts Ltd | 1,387 | 1,573 | Open |
| 03-08-2020 | Top Picks | Escorts Ltd | 1,110 | | Closed(03/08/2020) |
| 01-06-2020 | Top Picks | Escorts Ltd | 970 | 1,150 | Open |
| 14-08-2020 | Top Picks | HDFC Ltd | 1,813 | | Closed(14/08/2020) |
| 01-06-2020 | Top Picks | HDFC Ltd | 1,756 | 1,950 | Open |
| 20-08-2020 | Top Picks | Dr. Reddy Lab | 4,483 | | Closed(20/08/2020) |
| 30-06-2020 | Top Picks | Dr. Reddy Lab | 4,516 | 5,000 | Open |
| 28-05-2020 | Top Picks | Dr. Reddy Lab | 3,877 | | Open |
| 27-05-2020 | Top Picks | Dhanuka Agritech | 573 | | Closed(27/05/2020) |
| 16-05-2020 | Top Picks | Dhanuka Agritech | 482 | 589 | Open |
| 07-05-2020 | Top Picks | Dhanuka Agritech | 438 | 520 | Open |
| 31-08-2020 | Top Picks | PI Industries | 1,916 | | Closed(31/08/2020) |
| 07-08-2020 | Top Picks | PI Industries | 1,947 | 2,416 | Open |
| 24-04-2020 | Top Picks | PI Industries | 1,507 | 2,087 | Open |
| 04-01-2021 | Top Picks | Galaxy Surfactants | 2,133 | 2,569 | Open |
| 18-11-2020 | Top Picks | Galaxy Surfactants | 1,996 | 2,284 | Open |
| 05-11-2020 | Top Picks | Galaxy Surfactants | 1,773 | 2,075 | Open |
| 04-11-2020 | Top Picks | Galaxy Surfactants | 1,664 | 1,997 | Open |
| 13-08-2020 | Top Picks | Galaxy Surfactants | 1,751 | | Closed(13/08/2020) |
| 07-07-2020 | Top Picks | Galaxy Surfactants | 1,576 | 1,800 | Open |
| 03-07-2020 | Top Picks | Galaxy Surfactants | 1,600 | 1,750 | Open |
| 24-04-2020 | Top Picks | Galaxy Surfactants | 1,394 | 1,610 | Open |
| 13-08-2020 | Top Picks | Aarti Industries | 1,012 | | Closed(13/08/2020) |
| 05-07-2020 | Top Picks | Aarti Industries | 926 | 1,165 | Open |
| 29-04-2020 | Top Picks | Aarti Industries | 1,111 | 1,284 | Open |
| 27-04-2020 | Top Picks | Aarti Industries | 1,018 | 1,164 | Open |
| 24-04-2020 | Top Picks | Aarti Industries | 929 | 1,084 | Open |
| 02-11-2020 | Top Picks | Reliance Ind. | 1,912 | | Closed(02/11/2020) |
| 11-09-2020 | Top Picks | Reliance Ind. | 2,319 | 2,543 | Open |
| 11-07-2020 | Top Picks | Reliance Ind. | 1,878 | 2,277 | Open |
| 22-06-2020 | Top Picks | Reliance Ind. | 1,747 | 1,937 | Open |
| 20-05-2020 | Top Picks | Reliance Ind. | 1,441 | 1,748 | Open |



| | | | | | |
|------------|-------------|------------------|-------|-------|-----------------------|
| 28-04-2020 | Top Picks | Reliance Ind. | 1,430 | 1,626 | Open |
| 24-04-2020 | Top Picks | Reliance Ind. | 1,372 | 1,520 | Open |
| 17-04-2020 | Top Picks | Reliance Ind. | 1,205 | 1,412 | Open |
| 14-09-2020 | Top Picks | Britannia Ind. | 3,786 | | Closed(14/09/2020) |
| 28-04-2020 | Top Picks | Britannia Ind. | 3,194 | 3,550 | Open |
| 16-04-2020 | Top Picks | Britannia Ind. | 2,832 | 3,320 | Open |
| 06-05-2020 | Top Picks | Dabur India | 450 | | Closed(06/05/2020) |
| 16-04-2020 | Top Picks | Dabur India | 501 | 570 | Open |
| 08-06-2020 | Top Picks | Infosys | 708 | | Closed on(08/06/2020) |
| 16-04-2020 | Top Picks | Infosys | 625 | 841 | Open |
| 13-08-2020 | Top Picks | L&T Infotech | 2,504 | | Closed(13/08/2020) |
| 22-07-2020 | Top Picks | L&T Infotech | 2,338 | 2,611 | Open |
| 08-07-2020 | Fundamental | L&T Infotech | 2,054 | | Open |
| 26-05-2020 | Top Picks | L&T Infotech | 1,787 | 2,038 | Open |
| 16-04-2020 | Top Picks | L&T Infotech | 1,493 | 1,803 | Open |
| 09-04-2020 | Top Picks | Dr.Lal Path Labs | 1,462 | | Closed(09/04/2020) |
| 06-04-2020 | Top Picks | Dr.Lal Path Labs | 1,384 | 1,768 | Open |
| 12-08-2020 | Top Picks | Ipca Labs | 2,037 | | Closed(12/08/2020) |
| 04-08-2020 | Top Picks | Ipca Labs | 1,987 | 2,400 | Open |
| 06-04-2020 | Top Picks | Ipca Labs | 1,332 | 1,900 | Open |
| 24-08-2020 | Top Picks | Bharti Airtel | 520 | | Closed(24/08/2020) |
| 05-07-2020 | Top Picks | Bharti Airtel | 581 | 672 | Open |
| 12-05-2020 | Top Picks | Bharti Airtel | 560 | 629 | Open |
| 16-04-2020 | Top Picks | Bharti Airtel | 510 | 594 | Open |
| 09-04-2020 | Top Picks | Bharti Airtel | 462 | 543 | Open |
| 06-04-2020 | Top Picks | Bharti Airtel | 421 | 492 | Open |

Source: Company, Angel Research

Exhibit 8: Historical Angel Top Picks/Fundamental Calls

| Date Added | Top Picks/Fundamental | Stocks | Reco Price | Target/Revised Price | Current Status |
|------------|-----------------------|--------------------|------------|----------------------|-----------------------|
| 08-06-2020 | Top Picks | P&G Hygiene | 10150 | | Closed on(08/06/2020) |
| 16-04-2020 | Top Picks | P&G Hygiene | 11,128 | 12,230 | Open |
| 02-04-2020 | Top Picks | P&G Hygiene | 10,161 | 11,670 | Open |
| 08-06-2020 | Top Picks | Nestle India | 17,160 | | Closed on(08/06/2020) |
| 09-04-2020 | Top Picks | Nestle India | 16,848 | 20,687 | Open |
| 30-03-2020 | Top Picks | Nestle India | 15,091 | 17,355 | Open |
| 08-07-2020 | Top Picks | Hindustan Unilever | 2,185 | | Closed on(08/07/2020) |
| 08-05-2020 | Top Picks | Hindustan Unilever | 2,088 | 2,364 | Open |
| 04-05-2020 | Top Picks | Hindustan Unilever | 2,121 | | Closed on(04/05/2020) |
| 09-04-2020 | Top Picks | Hindustan Unilever | 2,459 | 3,080 | Open |
| 30-03-2020 | Top Picks | Hindustan Unilever | 2,140 | 2,461 | Open |
| 29-07-2020 | Top Picks | Colgate Palmolive | 1,413 | | Closed on(29/07/2020) |
| 28-04-2020 | Top Picks | Colgate Palmolive | 1,556 | 1,772 | Open |
| 09-04-2020 | Top Picks | Colgate Palmolive | 1,341 | 1,680 | Open |
| 06-04-2020 | Top Picks | Colgate Palmolive | 1,241 | 1,450 | Open |
| 30-03-2020 | Top Picks | Colgate Palmolive | 1,152 | 1,325 | Open |
| 13-07-2020 | Top Picks | Avenue Supermart | 2,232 | | Closed(13/07/2020) |
| 09-04-2020 | Top Picks | Avenue Supermart | 2,300 | 2,735 | Open |
| 30-03-2020 | Top Picks | Avenue Supermart | 2,038 | 2,395 | Open |
| 07-05-2020 | Top Picks | Asian Paints | 1,610 | | Closed(07/05/2020) |



| | | | | | |
|------------|-------------|------------------|-------|-------|--------------------|
| 28-04-2020 | Top Picks | Asian Paints | 1,852 | 2,131 | Open |
| 09-04-2020 | Top Picks | Asian Paints | 1,610 | 1,981 | Open |
| 11-03-2020 | Top Picks | Asian Paints | 1,864 | 2,118 | Open |
| 21-04-2020 | Fundamental | Ultratech Cement | 3,409 | | Closed(21/04/2020) |
| 30-03-2020 | Fundamental | Ultratech Cement | 3,148 | 5,373 | Hold |
| 30-10-2019 | Top Picks | Ultratech Cement | 4,481 | 5,373 | Open |
| 28-07-2020 | Top Picks | Larsen Toubro | 914 | | Closed(28/07/2020) |
| 01-06-2020 | Top Picks | Larsen Toubro | 951 | 1,093 | Open |
| 25-02-2020 | Top Picks | Larsen Toubro | 1,250 | | Closed(25/02/2020) |
| 29-10-2019 | Top Picks | Larsen Toubro | 1,365 | 1,689 | Open |
| 22-05-2020 | Top Picks | Hawkins Cooker | 4,235 | | Closed(22/05/2020) |
| 06-04-2020 | Top Picks | Hawkins Cooker | 3,860 | 5,500 | Open |
| 28-01-2020 | Top Picks | Hawkins Cooker | 4,332 | 4,732 | Open |
| 13-01-2020 | Top Picks | Hawkins Cooker | 3,591 | 4,353 | Open |
| 24-04-2020 | Fundamental | Inox Wind | 27 | | Closed(24/04/2020) |
| 06-06-2019 | Fundamental | Inox Wind | 55 | | Hold |
| 10-08-2018 | Top Picks | Inox Wind | 107 | 127 | Open |
| 08-11-2019 | Top Picks | TTK Prestige | 6075 | | Closed(08/11/2019) |
| 30-11-2018 | Top Picks | TTK Prestige | 7,206 | 8,200 | Open |
| 09-08-2018 | Top Picks | TTK Prestige | 6,206 | 7,500 | Open |
| 07-10-2019 | Fundamental | Aurobindo Pharma | 460 | | Closed(07/10/2019) |
| 26-09-2019 | Fundamental | Aurobindo Pharma | 610 | | Hold |
| 07-09-2019 | Top Picks | Aurobindo Pharma | 759 | 870 | Open |
| 06-07-2018 | Top Picks | Aurobindo Pharma | 603 | 780 | Open |

Source: Company, Angel Research

Exhibit 9: Historical Angel Top Picks/Fundamental Calls

| Date Added | Top Picks/Fundamental | Stocks | Reco Price | Target/Revised Price | Current Status |
|------------|-----------------------|-------------------------------|------------|----------------------|--------------------|
| 15-04-2020 | Top Picks | RBL Bank | 121 | | Closed(15/04/2020) |
| 11-03-2020 | Top Picks | RBL Bank | 227 | | Hold |
| 31-10-2019 | Top Picks | RBL Bank | 312 | 410 | Open |
| 22-07-2019 | Top Picks | RBL Bank | 500 | 650 | Open |
| 04-04-2019 | Top Picks | RBL Bank | 649 | 775 | Open |
| 30-08-2018 | Top Picks | RBL Bank | 626 | 690 | Open |
| 06-07-2018 | Top Picks | RBL Bank | 565 | 670 | Open |
| 02-12-2019 | Fundamental | Yes Bank | 64 | | Closed(02/12/2019) |
| 18-07-2019 | Fundamental | Yes Bank | 98 | | Hold |
| 30-04-2019 | Fundamental | Yes Bank | 168 | | Hold |
| 25-01-2019 | Top Picks | Yes Bank | 214 | 280 | Open |
| 27-07-2019 | Top Picks | Yes Bank | 370 | 435 | Open |
| 06-07-2018 | Top Picks | Yes Bank | 348 | 418 | Open |
| 05-10-2019 | Fundamental | Jindal Steel & Power | 224 | | Closed(02/12/2019) |
| 05-10-2019 | Fundamental | Jindal Steel & Power | 94 | | Hold |
| 24-05-2019 | Top Picks | Jindal Steel & Power | 152 | 250 | Open |
| 07-02-2019 | Top Picks | Jindal Steel & Power | 135 | 249 | Open |
| 15-11-2018 | Top Picks | Jindal Steel & Power | 175 | 320 | Open |
| 30-06-2018 | Top Picks | Jindal Steel & Power | 222 | 350 | Open |
| 15-04-2020 | Top Picks | Shriram Transport Finance Com | 685 | | Closed(15/04/2020) |
| 11-03-2020 | Top Picks | Shriram Transport Finance Com | 987 | | Hold |
| 05-02-2020 | Top Picks | Shriram Transport Finance Com | 1,047 | 1410 | Open |
| 20-06-2018 | Top Picks | Shriram Transport Finance Com | 1,090 | 1,410 | Open |



| | | | | | |
|------------|-------------|-------------------------------|-------|-------|--------------------|
| 20-06-2018 | Top Picks | Shriram Transport Finance Com | 1,156 | 1,410 | Open |
| 20-06-2018 | Top Picks | Shriram Transport Finance Com | 1,466 | 1,764 | Open |
| 26-05-2020 | Top Picks | Bata India | 1,265 | | Closed(26/05/2020) |
| 09-04-2020 | Top Picks | Bata India | 1,240 | 1,561 | Open |
| 06-04-2020 | Top Picks | Bata India | 1,190 | 1,650 | Open |
| 12-03-2020 | Top Picks | Bata India | 1,411 | 1,800 | Open |
| 06-02-2020 | Fundamental | Bata India | 1,856 | | Closed(06/02/2020) |
| 03-09-2019 | Fundamental | Bata India | 1,538 | 1,865 | Hold |
| 03-08-2019 | Top Picks | Bata India | 1,310 | 1,525 | Open |
| 13-02-2019 | Top Picks | Bata India | 1,189 | 1,479 | Open |
| 03-11-2018 | Top Picks | Bata India | 1,008 | 1,243 | Open |
| 30-07-2018 | Top Picks | Bata India | 918 | 1,007 | Open |
| 23-07-2018 | Top Picks | Bata India | 842 | 955 | Open |
| 01-07-2018 | Top Picks | Bata India | 862 | 948 | Open |
| 18-06-2018 | Top Picks | Bata India | 779 | 896 | Open |
| 16-04-2020 | Fundamental | Amber Enterprises | 1,116 | | Closed(16/04/2020) |
| 30-03-2020 | Fundamental | Amber Enterprises | 1,221 | 1,830 | Hold |
| 31-01-2020 | Top Picks | Amber Enterprises | 1,540 | 1,830 | Open |
| 09-01-2020 | Fundamental | Amber Enterprises | 1,209 | | Hold |
| 25-09-2019 | Top Picks | Amber Enterprises | 901 | 1100 | Open |
| 16-02-2019 | Top Picks | Amber Enterprises | 637 | 910 | Open |
| 08-08-2018 | Top Picks | Amber Enterprises | 939 | 1135 | Open |
| 14-06-2018 | Top Picks | Amber Enterprises | 1,026 | 1,230 | Open |

Source: Company, Angel Research

Exhibit 10: Historical Angel Top Picks/Fundamental Calls

| Date Added | Top Picks/Fundamental | Stocks | Reco Price | Target/Revised Price | Current Status |
|------------|-----------------------|--------------------------|------------|----------------------|--------------------|
| 07-11-2019 | Top Picks | M&M | 580 | | Closed(07/11/2019) |
| 09-08-2019 | Top Picks | M&M | 550 | 724 | Open |
| 15-02-2019 | Top Picks | M&M | 626 | 850 | Open |
| 07-06-2018 | Top Picks | M&M | 918 | 1050 | Open |
| 04-05-2018 | Top Picks | M&M | 860 | 990 | Open |
| 22-01-2020 | Fundamental | HDFC Bank | 1244 | | Closed(22/01/2020) |
| 20-01-2020 | Fundamental | HDFC Bank | 1278 | 1390 | Hold |
| 23-10-2019 | Top Picks | HDFC Bank | 1241 | 1390 | Open |
| 23-07-2019 | Top Picks | HDFC Bank | 2264 | 2620 | Open |
| 22-01-2019 | Top Picks | HDFC Bank | 2145 | 2500 | Open |
| 24-07-2018 | Top Picks | HDFC Bank | 2158 | 2350 | Open |
| 02-05-2018 | Top Picks | HDFC Bank | 1944 | 2315 | Open |
| 04-05-2018 | Top Picks | Matrimony.com Ltd | 573 | 1016 | Closed(17/08/2018) |
| 20-04-2018 | Top Picks | Matrimony.com Ltd | 781 | 984 | Open |
| 31-01-2020 | Top Picks | Parag Milk Foods Limited | 138 | | Closed(31/01/2020) |
| 25-10-2019 | Top Picks | Parag Milk Foods Limited | 149 | 200 | Open |
| 07-08-2019 | Top Picks | Parag Milk Foods Limited | 190 | 306 | Open |
| 12-02-2019 | Top Picks | Parag Milk Foods Limited | 211 | 359 | Open |
| 06-11-2018 | Top Picks | Parag Milk Foods Limited | 256 | 330 | Open |
| 15-05-2018 | Top Picks | Parag Milk Foods Limited | 310 | 410 | Open |
| 16-04-2018 | Top Picks | Parag Milk Foods Limited | 249 | 333 | Open |
| 26-05-2020 | Fundamental | GMM Pfaudler Limited | 3,732 | | Closed(26/05/2020) |
| 06-04-2020 | Fundamental | GMM Pfaudler Limited | 2,597 | 3,437 | Hold |
| 29-02-2020 | Top Picks | GMM Pfaudler Limited | 2,528 | 3,437 | Open |



| | | | | | |
|------------|-------------|----------------------|-------|-------|---------------------|
| 19-02-2020 | Fundamental | GMM Pfaudler Limited | 3,255 | 3,437 | Hold |
| 07-02-2020 | Top Picks | GMM Pfaudler Limited | 2,925 | 3,437 | Open |
| 04-02-2020 | Fundamental | GMM Pfaudler Limited | 2,979 | | Hold |
| 29-01-2020 | Top Picks | GMM Pfaudler Limited | 2,528 | 2,864 | Open |
| 15-01-2020 | Fundamental | GMM Pfaudler Limited | 1,986 | | Hold |
| 19-11-2019 | Top Picks | GMM Pfaudler Limited | 1688 | 2059 | Open |
| 23-09-2019 | Top Picks | GMM Pfaudler Limited | 1520 | 1740 | Open |
| 11-06-2019 | Top Picks | GMM Pfaudler Limited | 1470 | 1570 | Open |
| 13-03-2019 | Top Picks | GMM Pfaudler Limited | 1265 | 1400 | Open |
| 27-08-2018 | Top Picks | GMM Pfaudler Limited | 1,170 | 1,287 | Open |
| 18-08-2018 | Top Picks | GMM Pfaudler Limited | 1,024 | 1,200 | Open |
| 07-08-2018 | Top Picks | GMM Pfaudler Limited | 984 | 1,100 | Open |
| 29-06-2018 | Fundamental | GMM Pfaudler Limited | 932 | 1,020 | Open |
| 14-05-2018 | Fundamental | GMM Pfaudler Limited | 818 | 900 | Open |
| 06-04-2018 | Fundamental | GMM Pfaudler Limited | 712 | 861 | Open |
| 03-21-2021 | Top Picks | Ashok Leyland | 132.3 | 150 | Open |
| 04-01-2021 | Top Picks | Ashok Leyland | 100.4 | 122 | Open |
| 06-12-2019 | Fundamental | Ashok Leyland | 75 | | Closed(06/12/2019) |
| 06-06-2019 | Fundamental | Ashok Leyland | 70 | | Hold |
| 17-08-2018 | Top Picks | Ashok Leyland | 128 | 156 | Open |
| 07-03-2018 | Fundamental | Ashok Leyland Ltd | 139 | 163 | Closed (26/04/2018) |

Source: Company, Angel Research


Exhibit 11: Historical Angel Top Picks/Fundamental Calls

| Date Added | Top Picks/Fundamental | Stocks | Reco Price | Target/Revised Price | Current Status |
|------------|-----------------------|-------------------------|------------|----------------------|---------------------|
| 16-12-2019 | Fundamental | Greenply Industries | 160 | | Closed(16/12/2019) |
| 31-05-2018 | Fundamental | Greenply Industries | 256 | 364 | Open |
| 03-03-2018 | Fundamental | Greenply Industries | 340 | 395 | Open |
| 16-04-2020 | Fundamental | Safari Industries | 402 | | Closed(16/04/2020) |
| 30-03-2020 | Fundamental | Safari Industries | 392 | 492 | Hold |
| 24-03-2020 | Top Picks | Safari Industries | 328 | 492 | Open |
| 43816 | Top Picks | Safari Industries | 623 | 807 | Open |
| 27-08-2018 | Top Picks | Safari Industries | 974 | 1,071 | Open |
| 14-08-2018 | Top Picks | Safari Industries | 868 | 1,000 | Open |
| 07-08-2018 | Top Picks | Safari Industries | 788 | 870 | Open |
| 16-07-2018 | Top Picks | Safari Industries | 693 | 800 | Open |
| 16-04-2018 | Top Picks | Safari Industries | 651 | 750 | Open |
| 21-02-2018 | Top Picks | Safari Industries | 532 | 650 | Open |
| 31-05-2018 | Top Picks | HSIL Ltd | 348 | | Closed (31/05/2018) |
| 16-02-2018 | Top Picks | HSIL Ltd | 433 | 510 | Open |
| 04-11-2019 | Fundamental | Elantas Beck India Ltd. | 2500 | | Closed(04/11/2019) |
| 07-02-2018 | Fundamental | Elantas Beck India Ltd. | 2155 | 2500 | Open |
| 17-08-2020 | Top Picks | ICICI Bank | 359 | | Closed(17/08/2020) |
| 01-06-2020 | Top Picks | ICICI Bank | 342 | 410 | Open |
| 05-05-2020 | Fundamental | ICICI Bank | 340 | | Closed(05/05/2020) |
| 01-04-2020 | Fundamental | ICICI Bank | 311 | 440 | Hold |
| 02-03-2020 | Top Picks | ICICI Bank | 497 | 590 | Open |
| 27-01-2020 | Fundamental | ICICI Bank | 536 | 590 | Hold |
| 09-12-2019 | Top Picks | ICICI Bank | 526 | 590 | Open |
| 29-10-2019 | Top Picks | ICICI Bank | 437 | 532 | Open |
| 25-05-2019 | Top Picks | ICICI Bank | 431 | 490 | Open |
| 15-02-2019 | Top Picks | ICICI Bank | 343 | 460 | Open |
| 30-07-2018 | Top Picks | ICICI Bank | 307 | 411 | Open |
| 01-02-2018 | Top Picks | ICICI Bank | 352 | 416 | Open |
| 06-03-2020 | Fundamental | Aditya Birla Capital | 75 | | Closed(06/03/2020) |
| 06-09-2019 | Fundamental | Aditya Birla Capital | 93 | 118 | Open |
| 09-08-2019 | Top Picks | Aditya Birla Capital | 89 | 118 | Open |
| 04-06-2019 | Top Picks | Aditya Birla Capital | 102 | 130 | Open |
| 01-02-2018 | Top Picks | Aditya Birla Capital | 167 | 218 | Open |
| 25-06-2020 | Fundamental | CCL Products | 242 | | Closed (25/06/2020) |
| 04-01-2018 | Fundamental | CCL Products | 278 | 360 | Open |
| 03-01-2018 | Fundamental | Nilkamal Ltd | 1,449 | | Closed (29/01/2020) |
| 03-01-2018 | Fundamental | Nilkamal Ltd | 1880 | 2178 | Open |
| 01-01-2018 | Fundamental | Capital First Ltd | 693 | 850 | Closed (15/01/2018) |
| 30-12-2017 | Fundamental | Shreyans Industries Ltd | 205 | 247 | Closed |
| 09-05-2018 | Fundamental | Prism Cement Ltd | | 160 | Closed (09/05/2018) |
| 21-12-2017 | Fundamental | Prism Cement Ltd | 118 | 131 | |
| 18-12-2017 | Fundamental | Menon Bearings Limited | 92 | 114 | Closed (17/01/2018) |
| 14-12-2017 | Top Picks | Ruchira Papers Ltd. | 188 | 244 | Closed (09/02/2018) |
| 17-05-2018 | Top Picks | Century Plyboards India | 280 | | Closed(17/05/2018) |
| 28-11-2017 | Top Picks | Century Plyboards India | 317 | 400 | Open |
| 19-12-2017 | Top Picks | LT Foods | 85 | | Closed(18/06/2018) |
| 06-11-2017 | Top Picks | LT Foods | 74 | 96 | |



Source: Company, Angel Research

Exhibit 12: Historical Angel Top Picks/Fundamental Calls

| Date Added | Top Picks/Fundamental | Stocks | Reco Price | Target/Revised Price | Current Status |
|------------|-----------------------|----------------------------|------------|----------------------|---------------------|
| 16-10-2017 | Fundamental | Endurance Technologies Ltd | 1111 | 1277 | Closed (01/12/2017) |
| 30-01-2020 | Fundamental | GIC Housing | 154 | | Closed (30/01/2020) |
| 06-06-2019 | Fundamental | GIC Housing | 252 | | Hold |
| 11-09-2017 | Top Picks | GIC Housing | 533 | 655 | Open |
| 28-01-2020 | Fundamental | Music Broadcast Limited | 29 | | Closed (28/01/2020) |
| 06-06-2019 | Fundamental | Music Broadcast Limited | 58 | | Hold |
| 10-10-2017 | Top Picks | Music Broadcast Limited | 404 | 475 | Open |
| 20-07-2017 | Top Picks | Music Broadcast Limited | 368 | 434 | Open |
| 13-01-2020 | Top Picks | L&T Finance Holdings Ltd | 105 | 133 | Open |
| 30-06-2020 | Fundamental | L&T Finance Holdings Ltd | 65.5 | | Closed (30/6/2020) |
| 03-05-2018 | Fundamental | L&T Finance Holdings Ltd | 171 | 210 | Open |
| 07-07-2017 | Fundamental | L&T Finance Holdings Ltd | 149 | 179 | Closed (28/8/2017) |
| 06-07-2017 | Fundamental | Syngene International | 478 | 564 | Closed (1/3/2018) |
| 28-01-2020 | Top Picks | Maruti | 7,065 | | Closed(28/01/2020) |
| 30-07-2019 | Top Picks | Maruti | 5558 | 7,783 | Open |
| 29-10-2018 | Top Picks | Maruti | 6705 | 8,552 | Open |
| 27-07-2017 | Top Picks | Maruti | 9315 | 10820 | Open |
| 05-06-2017 | Top Picks | Karur Vysya Bank | 127 | 100 | Closed (12/03/2018) |
| 16-04-2020 | Fundamental | KEI Industries | 279 | | Closed (16/04/2020) |
| 06-04-2020 | Fundamental | KEI Industries | 295 | 400 | Hold |
| 19-03-2020 | Top Picks | KEI Industries | 257 | 400 | Open |
| 21-01-2020 | Top Picks | KEI Industries | 517 | 658 | Open |
| 13-11-2019 | Fundamental | KEI Industries | 542 | | Hold |
| 07-08-2019 | Top Picks | KEI Industries | 464 | 556 | Open |
| 12-02-2019 | Top Picks | KEI Industries | 349 | 486 | Open |
| 23-05-2018 | Top Picks | KEI Industries | 481 | 589 | Open |
| 21-05-2018 | Top Picks | KEI Industries | 433 | 508 | Open |
| 25-01-2018 | Top Picks | KEI Industries | 400 | 486 | Open |
| 04-01-2017 | Top Picks | KEI Industries | 167 | 207 | Open |
| 27-05-2020 | Top Picks | Alkem Lab. | 2,425 | | Closed (27/05/2020) |
| 17-04-2020 | Top Picks | Alkem Lab. | 2,687 | 3,300 | Open |
| 31-05-2018 | Top Picks | Alkem Lab | 1978 | | Closed (31/05/2018) |
| 01-12-2016 | Top Picks | Alkem Lab | 1700 | 2441 | Open |
| 17-10-2016 | Top Picks | Asian Granito | 267 | 534 | Closed (18/02/2018) |
| 17-05-2018 | Top Picks | TV Today Network | 460 | | Closed (17/05/2018) |
| 04-08-2016 | Top Picks | TV Today Network | 297 | 603 | Open |
| 30-01-2019 | Fundamental | DHFL | 162 | | Closed(30/01/2019) |
| 05-04-2016 | Top Picks | DHFL | 189 | 720 | Open |
| 25-06-2018 | Top Picks | Navkar Corporation | 207 | | Closed(25/06/2018) |
| 05-01-2016 | Top Picks | Navkar Corporation | 207 | 265 | Open |
| 09-12-2019 | Top Picks | Blue Star | 813 | | Closed(09/12/2019) |
| 08-12-2015 | Top Picks | Blue Star | 357 | 867 | Open |
| 29-01-2020 | Fundamental | Siyaram Silk Mills | 229 | | Closed(28/01/2020) |
| 06-06-2019 | Fundamental | Siyaram Silk Mills | 337 | | Hold |
| 30-10-2015 | Top Picks | Siyaram Silk Mills | 186 | 851 | Open |

Source: Company, Angel Research



Research Team Tel: 022 - 39357800

E-mail: research@angelbroking.com

Website: www.angelbroking.com

DISCLAIMER:

Angel Broking Limited (hereinafter referred to as "Angel") is a registered Member of National Stock Exchange of India Limited, Bombay Stock Exchange Limited, Metropolitan Stock Exchange Limited, Multi Commodity Exchange of India Ltd and National Commodity & Derivatives Exchange Ltd. It is also registered as a Depository Participant with CDSL and Portfolio Manager and Investment Adviser with SEBI. It also has registration with AMFI as a Mutual Fund Distributor. Angel Broking Limited is a registered entity with SEBI for Research Analyst in terms of SEBI (Research Analyst) Regulations, 2014 vide registration number INH000000164. Angel or its associates has not been debarred/ suspended by SEBI or any other regulatory authority for accessing /dealing in securities Market. Angel or its associates/analyst has not received any compensation / managed or co-managed public offering of securities of the company covered by Analyst during the past twelve months.

This document is solely for the personal information of the recipient, and must not be singularly used as the basis of any investment decision. Nothing in this document should be construed as investment or financial advice. Each recipient of this document should make such investigations as they deem necessary to arrive at an independent evaluation of an investment in the securities of the companies referred to in this document (including the merits and risks involved), and should consult their own advisors to determine the merits and risks of such an investment.

Reports based on technical and derivative analysis center on studying charts of a stock's price movement, outstanding positions and trading volume, as opposed to focusing on a company's fundamentals and, as such, may not match with a report on a company's fundamentals. Investors are advised to refer the Fundamental and Technical Research Reports available on our website to evaluate the contrary view, if any.

The information in this document has been printed on the basis of publicly available information, internal data and other reliable sources believed to be true, but we do not represent that it is accurate or complete and it should not be relied on as such, as this document is for general guidance only. Angel Broking Limited or any of its affiliates/ group companies shall not be in any way responsible for any loss or damage that may arise to any person from any inadvertent error in the information contained in this report. Angel Broking Limited has not independently verified all the information contained within this document. Accordingly, we cannot testify, nor make any representation or warranty, express or implied, to the accuracy, contents or data contained within this document. While Angel Broking Limited endeavors to update on a reasonable basis the information discussed in this material, there may be regulatory, compliance, or other reasons that prevent us from doing so.

This document is being supplied to you solely for your information, and its contents, information or data may not be reproduced, redistributed or passed on, directly or indirectly.

Neither Angel Broking Limited, nor its directors, employees or affiliates shall be liable for any loss or damage that may arise from or in connection with the use of this information.